



MARKET DAILY

<https://www.pflpetroleum.com>
 1865 Veterans Park Dr. Suite 303
 Naples, Florida 34109
 Phone: 239-390-2885
 Fax: 239-949-0611
 Jan 14, 2022 6:55 PM

Major Energy Futures		
	Settle	Change
Brent	86.06	1.59
Gas Oil	749.25	1
Natural Gas	4.262	-0.587
RBOB	241.9	-0.67
ULSD	263.43	1.43
WTI	83.82	1.7

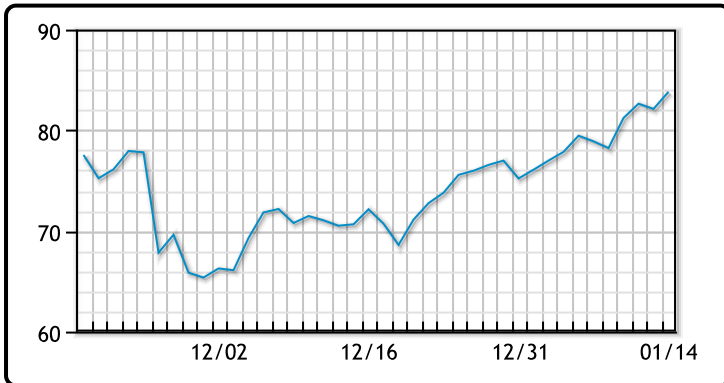
Market Commentary

Oil futures settled higher Friday, boosted by supply constraints as well as a looming concern of a Russian attack on the neighboring country Ukraine. "There has been a bump up in the geopolitical risk factor that is boosting prices," said John Kilduff, a partner at Again Capital Management in New York.

Brent crude futures settled up \$1.59 (+1.9%) to \$86.06 a barrel, up 5.4% over the past week. WTI crude gained \$1.70 (+2.1%) to \$83.82 per barrel, up +6.3% over the past week. "People looking at the big picture realize that global supply versus demand situation is very tight and that's giving the market a solid boost," said Phil Flynn, senior analyst at Price Futures Group.

Crude & Product Markets

WTI



BRENT



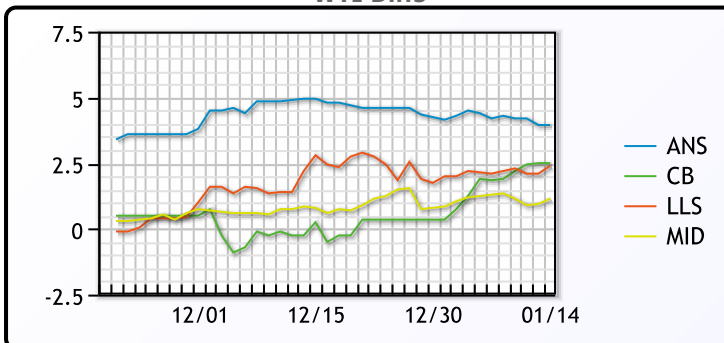
CRUDE

	Last	Week Ago	Month Ago
ANS	87.77	83.1	75.53
BLS	86.32	80.75	70.23
LLS	86.22	81	73.18
Mid	84.97	80.2	71.33
WTI	83.82	78.9	70.73

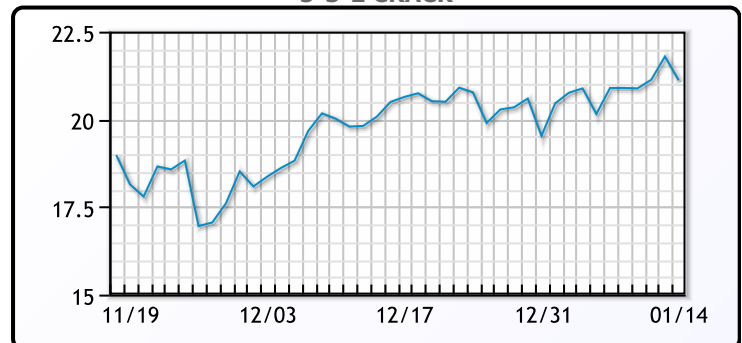
PRODUCTS

	Last	Week Ago	Month Ago
Gulf RBOB	237.15	225.24	202.96
Gulf ULSD	257.43	242.83	215.44
NYH RBOB	241.9	230.51	214.96
NYH ULSD	264.18	249.31	221.69
USGC 3%	75.38	70.88	62.63

WTI Diffs



5-3-2 CRACK



3-2-1 Crack



Gulf 3-2-1 Crack



NGLs

MB

	Last	Week Ago	Month Ago
Butane	150.75	155	132.5
IsoButane	151.25	155	129.5
Natural Gasoline	197.25	189	168
Propane	115.75	111.125	105.25

CONWAY

	Last	Week Ago	Month Ago
Butane	156.75	158	135.25
IsoButane	179	179	150
Natural Gasoline	192.5	180.5	163.75
Propane	115.875	110.25	105

MB NON

	Last	Week Ago	Month Ago
Butane	148.25	152	129.5
IsoButane	151.25	155	129.5
Natural Gasoline	197.25	188.75	168.25
Propane	115.88	111	104.63

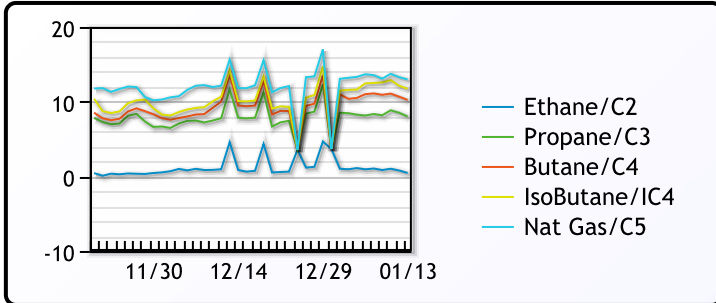
EDMONTON

	Last	Week Ago	Month Ago
Propane	98.13	94.75	86.5

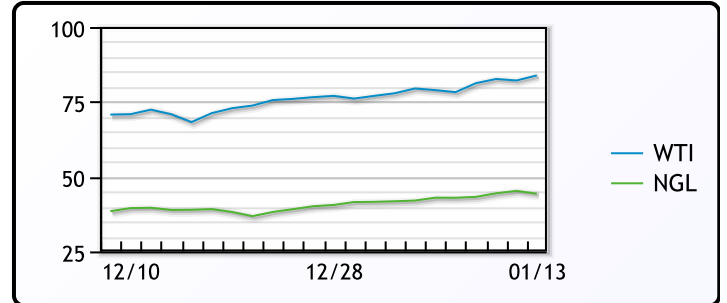
SARNIA

	Last	Week Ago	Month Ago
Propane	147.75	137.75	130.25

FRAC SPREAD



WTI vs NGL



FX

	Last	Change
CAD	1.2552	0.0032
DXY	95.165	0.375
Gold	1817.94	-4.6

RATES

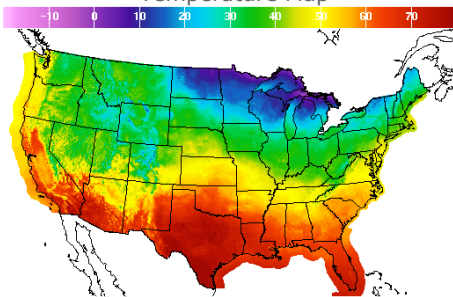
	Last	Change
US 2yr	0.9668	0.0739
US 10yr	1.7841	0.08
CAN 10yr	1.773	0.069

EQUITIES

	Last	Change
Nasdaq	14893.75	86.94
TSX	1300.295	6.608
S&P 500	4662.85	3.82

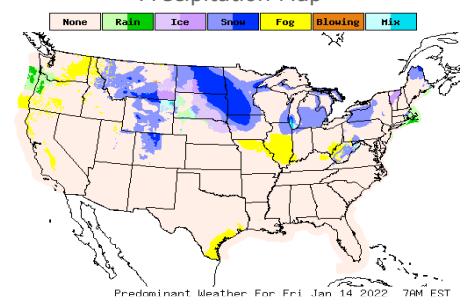
Weather Data

Temperature Map



City	HIGH °F	LOW °F
Calgary	32	17
Conway	6	-11
Cushing	59	40
Denver	38	26
Houston	72	56
Mont Belvieu	68	53
Sarnia	28	14
Williston	27	2

Precipitation Map



This report has been prepared by PFL Petroleum Limited personnel for your information only and the views expressed are intended to provide market commentary and are not recommendations. This report is not an offer to sell or a solicitation of any offer to buy any security. The information contained herein has been compiled by PFL from sources believed to be reliable, but no representation or warranty, express or implied, is made by PFL Petroleum Limited, its affiliates or any other person as to its accuracy, completeness or correctness. Copyright 2017 PFL Petroleum Limited. All Rights Reserved