



# MARKET DAILY

<https://www.pflpetroleum.com>  
 1865 Veterans Park Dr. Suite 303  
 Naples, Florida 34109  
 Phone: 239-390-2885  
 Fax: 239-949-0611  
 Jan 13, 2022 8:40 PM

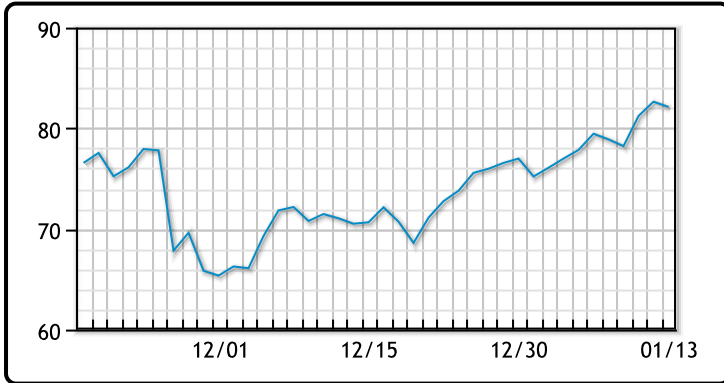
Major Energy Futures		
	Settle	Change
Brent	84.47	-0.2
Gas Oil	737.5	1
Natural Gas	4.27	-0.587
RBOB	238.41	-0.67
ULSD	260.85	1.43
WTI	82.12	-0.52

## Market Commentary

We apologize for the error, there was a mistake in the data feeds. Oil did not trade up today. WTI settled down 52 cents (-0.6%) to close at \$82.12. Brent fell 20 cents (-0.2%) to close at \$84.47. Oil prices edged lower after investors took profits after two days of gains among fears of an aggressive interest rate hike in the USA. The losses were softened by expectations of a strong economic recovery that will boost the demand in a tightly supplied market. The oil market rally is going strong, despite the Biden administration's move in November to try to curb rising crude prices by accelerating a previously approved sale of barrels and loan out another 32M barrels. The U.S. Energy Department said on Thursday it had sold eighteen million barrels of the strategic crude oil reserves to six companies, including Exxon Mobil and a unit of refiner Valero Energy Corp, after saying last year it would sell reserves to try to push down rising oil prices.

## Crude & Product Markets

WTI



BRENT



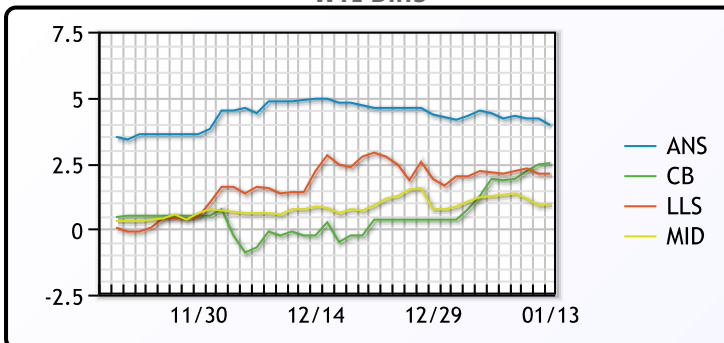
CRUDE

	Last	Week Ago	Month Ago
ANS	86.07	83.86	76.24
BLS	84.62	81.36	71.54
LLS	84.22	81.61	74.09
Mid	83.07	80.71	72.09
WTI	82.12	79.46	71.29

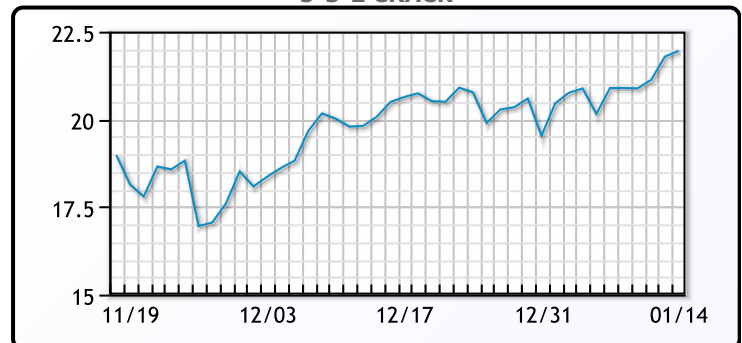
PRODUCTS

	Last	Week Ago	Month Ago
Gulf RBOB	233.66	225.93	204.03
Gulf ULSD	255.1	242.6	217.41
NYH RBOB	239.53	231.28	215.7
NYH ULSD	261.85	248.77	223.21
USGC 3%	73.38	71.63	62.38

WTI Diffs



5-3-2 CRACK



**3-2-1 Crack**



**Gulf 3-2-1 Crack**



**NGLs**

**MB**

	Last	Week Ago	Month Ago
Butane	154.13	153.63	139.25
IsoButane	155.88	155	134.25
Natural Gasoline	192.75	191.25	170
Propane	116.5	110.25	106.25

**MB NON**

	Last	Week Ago	Month Ago
Butane	152.13	151	134.25
IsoButane	155.88	155	134.25
Natural Gasoline	193.5	191	169.75
Propane	116.13	110	106.25

**CONWAY**

	Last	Week Ago	Month Ago
Butane	158.25	156.75	140.75
IsoButane	180	167	155
Natural Gasoline	188.38	184	165.88
Propane	116.5	110	106.88

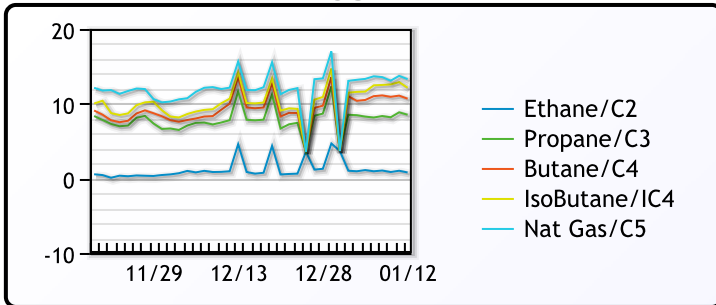
**EDMONTON**

	Last	Week Ago	Month Ago
Propane	98.75	94	90.38

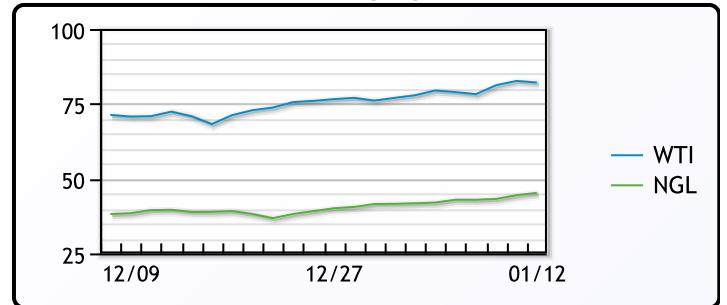
**SARNIA**

	Last	Week Ago	Month Ago
Propane	147.75	137.75	130.25

**FRAC SPREAD**



**WTI vs NGL**



**FX**

	Last	Change
CAD	1.2516	-0.0004
DXY	94.801	0.011
Gold	1824.59	2.05

**RATES**

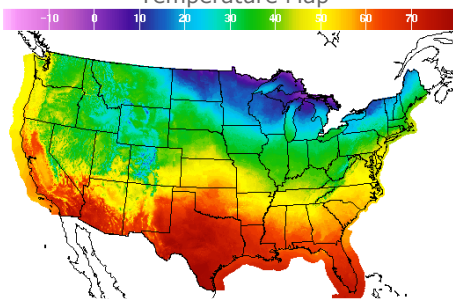
	Last	Change
US 2yr	0.9111	0.0182
US 10yr	1.7235	0.0194
CAN 10yr	1.704	-0.027

**EQUITIES**

	Last	Change
Nasdaq	14806.81	-381.58
TSX	1293.687	-6.612
S&P 500	4659.03	-67.32

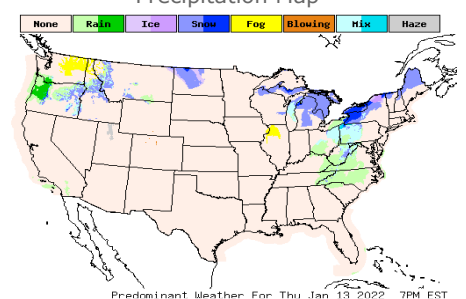
**Weather Data**

**Temperature Map**



City	HIGH °F	LOW °F
Calgary	37	21
Conway	27	2
Cushing	64	43
Denver	48	32
Houston	70	50
Mont Belvieu	67	48
Sarnia	33	29
Williston	32	17

**Precipitation Map**



This report has been prepared by PFL Petroleum Limited personnel for your information only and the views expressed are intended to provide market commentary and are not recommendations. This report is not an offer to sell or a solicitation of any offer to buy any security. The information contained herein has been compiled by PFL from sources believed to be reliable, but no representation or warranty, express or implied, is made by PFL Petroleum Limited, its affiliates or any other person as to its accuracy, completeness or correctness. Copyright 2017 PFL Petroleum Limited. All Rights Reserved