



# MARKET DAILY

<https://www.pflpetroleum.com>  
 1865 Veterans Park Dr. Suite 303  
 Naples, Florida 34109  
 Phone: 239-390-2885  
 Fax: 239-949-0611  
 Jan 12, 2022 7:03 PM

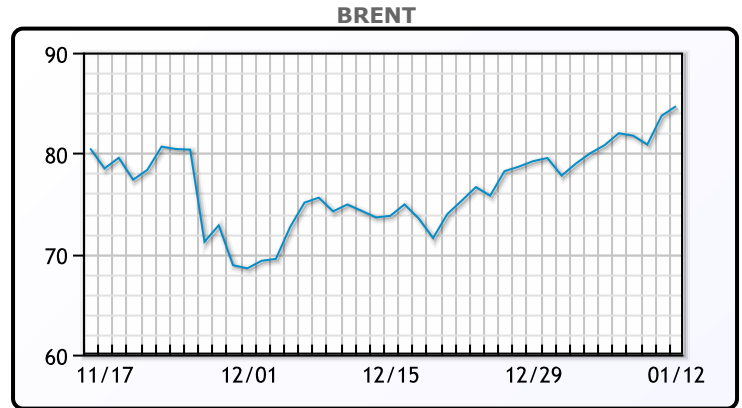
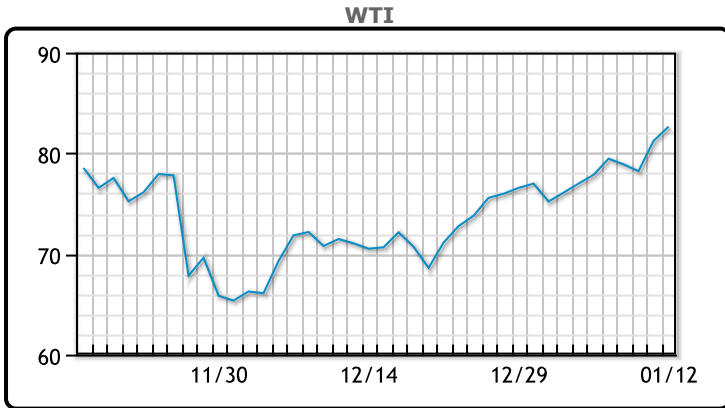
Major Energy Futures		
	Settle	Change
Brent	84.67	0.95
Gas Oil	736.5	14.75
Natural Gas	4.857	0.608
RBOB	239.08	3.34
ULSD	259.42	3.06
WTI	82.64	1.42

**Market Commentary**

Oil prices continued to climb Thursday with Brent gaining 95 cents to settle at \$84.67 and WTI settling up \$1.42 to close at \$82.64. US Crude inventories fell 4.6 million barrels last week to 413.3 million barrels, the lowest since October 2018. "The crude draw was bigger than expected despite a material drop in refining activity," said Matt Smith, lead oil analyst for the Americas at Kpler. "The falling dollar was the main driver of higher oil prices, overtaking even the EIA draw..."

**"Assuming China doesn't suffer a sharp slowdown, that Omicron actually becomes Omi-gone, and with OPEC+'s ability to raise production clearly limited, I see no reason why Brent crude cannot move towards \$100 in Q1, possibly sooner,"** said Oanda analyst Jeffrey Halley.

## Crude & Product Markets

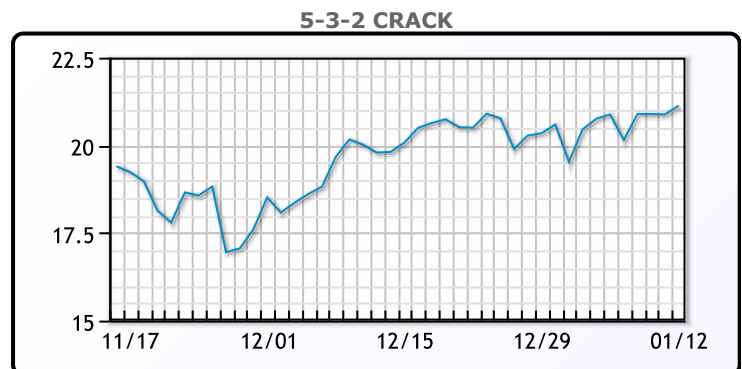
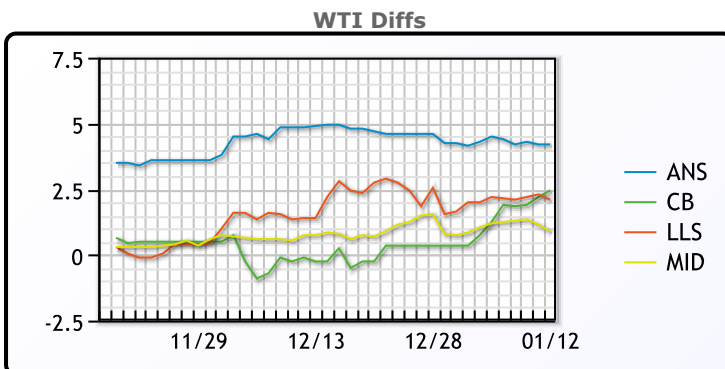


**CRUDE**

	Last	Week Ago	Month Ago
ANS	86.84	82.35	76.62
BLS	85.09	79.1	71.42
LLS	84.74	80.05	73.87
Mid	83.54	79.05	72.52
WTI	82.64	77.85	71.67

**PRODUCTS**

	Last	Week Ago	Month Ago
Gulf RBOB	234.96	224.59	207.22
Gulf ULSD	253.57	239.61	219.54
NYH RBOB	240.33	230.11	218.47
NYH ULSD	260.3	245.49	225.29
USGC 3%	74.13	69.38	62.63



**3-2-1 Crack**



**Gulf 3-2-1 Crack**



**NGLs**

**MB**

	Last	Week Ago	Month Ago
Butane	157	146.75	140.25
IsoButane	158.25	145.5	135.25
Natural Gasoline	194.5	185.75	171.5
Propane	119.75	109.88	104.25

**CONWAY**

	Last	Week Ago	Month Ago
Butane	161.5	151	141
IsoButane	180	160	156
Natural Gasoline	190.5	180	168.5
Propane	119.25	109.75	104.88

**MB NON**

	Last	Week Ago	Month Ago
Butane	154.75	144.75	135.25
IsoButane	158.25	145.5	135.25
Natural Gasoline	194.5	185.5	171.25
Propane	119.75	109.75	104.25

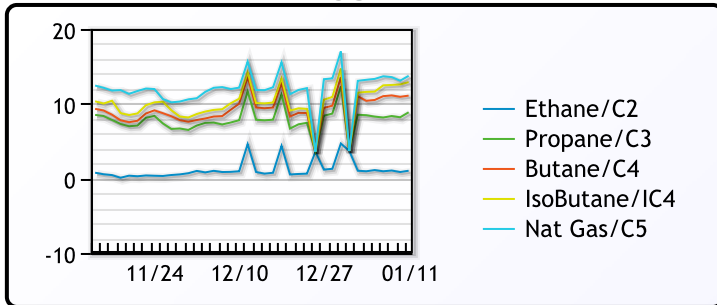
**EDMONTON**

	Last	Week Ago	Month Ago
Propane	103.25	93.75	88.88

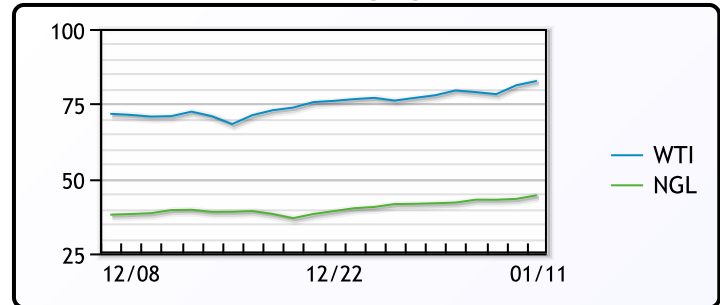
**SARNIA**

	Last	Week Ago	Month Ago
Propane	137.5	137.75	130.25

**FRAC SPREAD**



**WTI vs NGL**



**FX**

	Last	Change
CAD	1.2504	-0.0005
DXY	94.915	-0.70901
Gold	1825.88	-0.27

**RATES**

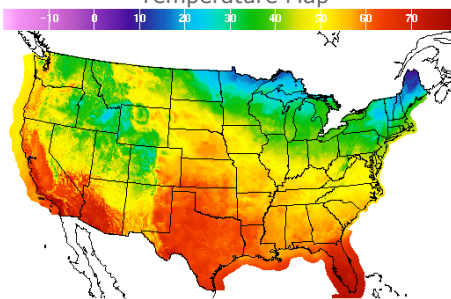
	Last	Change
US 2yr	0.9169	-0.002
US 10yr	1.7446	0.0018
CAN 10yr	1.731	0.021

**EQUITIES**

	Last	Change
Nasdaq	15188.39	34.94
TSX	1300.299	7.169
S&P 500	4726.35	13.28

**Weather Data**

**Temperature Map**



City	HIGH °F	LOW °F
Calgary	35	24
Conway	20	-1
Cushing	55	37
Denver	46	30
Houston	59	51
Mont Belvieu	57	48
Sarnia	35	26
Williston	37	24

**Precipitation Map**

