



# MARKET DAILY

<https://www.pflpetroleum.com>  
 1865 Veterans Park Dr. Suite 303  
 Naples, Florida 34109  
 Phone: 239-390-2885  
 Fax: 239-949-0611  
 Jan 11, 2022 6:31 PM

Major Energy Futures		
	Settle	Change
Brent	83.72	2.85
Gas Oil	726	-1.5
Natural Gas	4.249	0.17
RBOB	235.74	8.2
ULSD	256.36	7.6
WTI	81.22	2.99

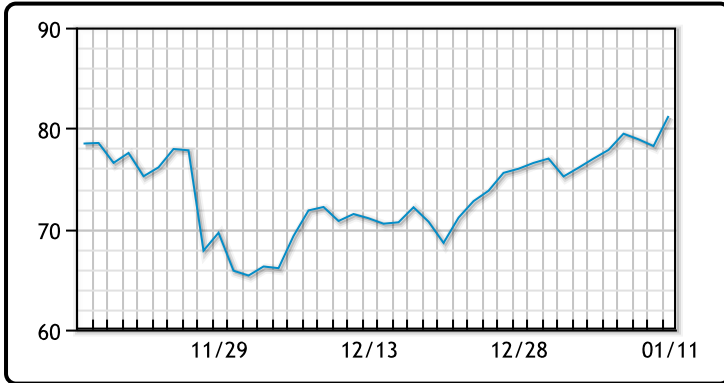
## Market Commentary

Oil prices saw gains of near 4% today despite rising Omnicron cases and a tight crude supply. Brent saw day over day gains of \$2.85 to settle at \$83.72 the highest settlement since early November of 2021. Meanwhile WTI saw gains of \$2.99 to settle at \$81.22 also settling at its highest price since mid-November of 2021.

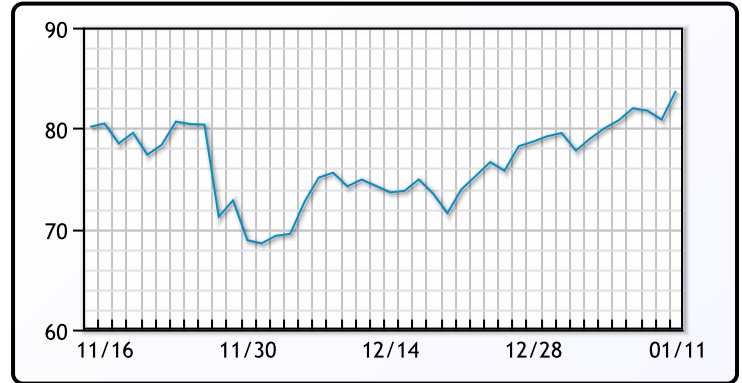
"Omicron has yet to wreak the havoc of the Delta variant and may never do so, keeping the global recovery on track," said Jeffrey Halley, analyst at brokerage OANDA

## Crude & Product Markets

WTI



BRENT



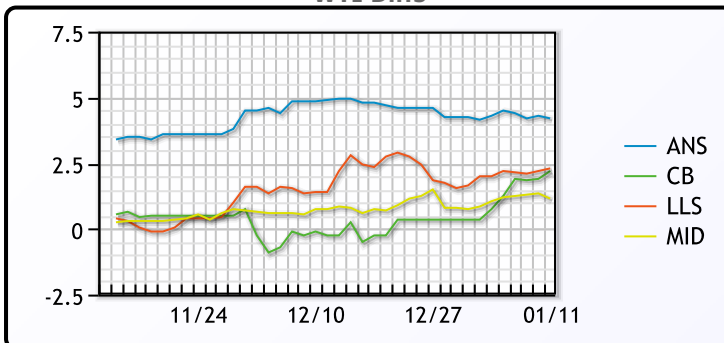
CRUDE

	Last	Week Ago	Month Ago
ANS	85.42	81.29	76.62
BLS	83.42	77.74	71.42
LLS	83.52	78.99	73.87
Mid	82.37	78.04	72.52
WTI	81.22	76.99	71.67

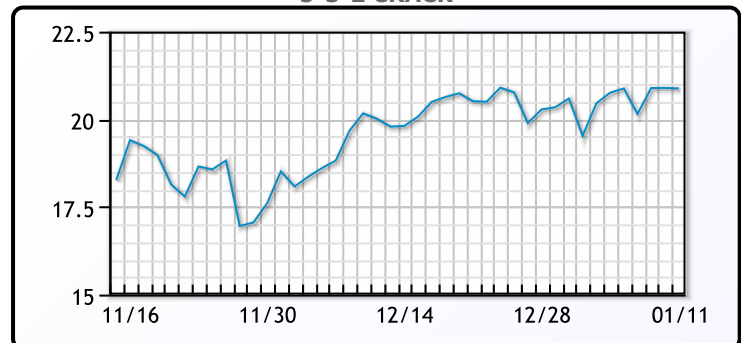
PRODUCTS

	Last	Week Ago	Month Ago
Gulf RBOB	231.34	222.88	207.22
Gulf ULSD	250.56	235.55	219.54
NYH RBOB	236.87	228.38	218.47
NYH ULSD	257.73	241.7	225.29
USGC 3%	72.88	68.88	62.63

WTI Diffs



5-3-2 CRACK



**3-2-1 Crack**



**Gulf 3-2-1 Crack**



**NGLs**

**MB**

	Last	Week Ago	Month Ago
Butane	157	144.5	138.5
IsoButane	157	144.5	135.5
Natural Gasoline	193	184	171.5
Propane	116.625	111.5	104.5

**CONWAY**

	Last	Week Ago	Month Ago
Butane	160.25	147.75	141
IsoButane	178.5	160	153
Natural Gasoline	186.5	176	166.5
Propane	116	111.25	104.5

**MB NON**

	Last	Week Ago	Month Ago
Butane	154	142.5	135.5
IsoButane	157	144.5	135.5
Natural Gasoline	193	183.75	170.75
Propane	117.5	111.13	104.25

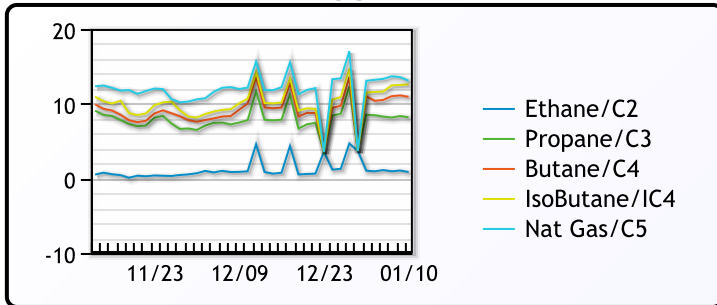
**EDMONTON**

	Last	Week Ago	Month Ago
Propane	100.25	93	88.88

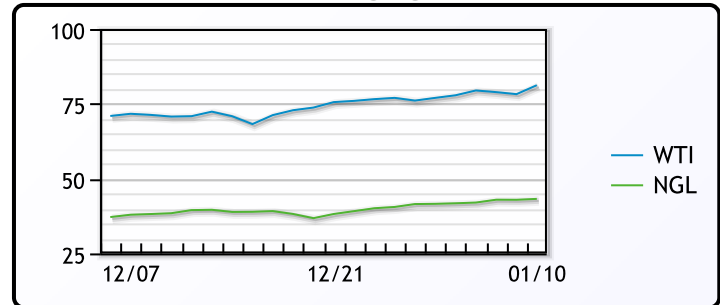
**SARNIA**

	Last	Week Ago	Month Ago
Propane	137.5	135.25	130.25

**FRAC SPREAD**



**WTI vs NGL**



**FX**

	Last	Change
CAD	1.2573	-0.0002
DXY	95.62401	-0.36699
Gold	1821.49	-0.11

**RATES**

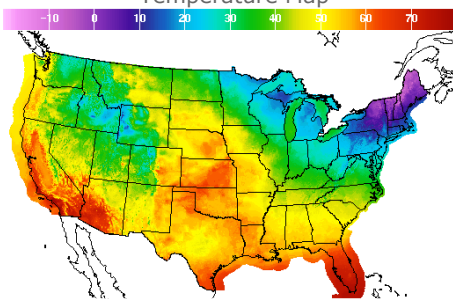
	Last	Change
US 2yr	0.8825	-0.0119
US 10yr	1.7357	-0.0246
CAN 10yr	1.71	-0.003

**EQUITIES**

	Last	Change
Nasdaq	15153.45	210.62
TSX	1293.13	10.574
S&P 500	4713.07	42.78

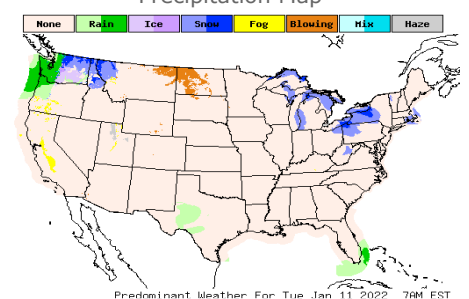
**Weather Data**

**Temperature Map**



City	HIGH °F	LOW °F
Calgary	44	18
Conway	32	-3
Cushing	58	35
Denver	44	29
Houston	55	45
Mont Belvieu	53	40
Sarnia	24	7
Williston	37	15

**Precipitation Map**



This report has been prepared by PFL Petroleum Limited personnel for your information only and the views expressed are intended to provide market commentary and are not recommendations. This report is not an offer to sell or a solicitation of any offer to buy any security. The information contained herein has been compiled by PFL from sources believed to be reliable, but no representation or warranty, express or implied, is made by PFL Petroleum Limited, its affiliates or any other person as to its accuracy, completeness or correctness. Copyright 2017 PFL Petroleum Limited. All Rights Reserved