



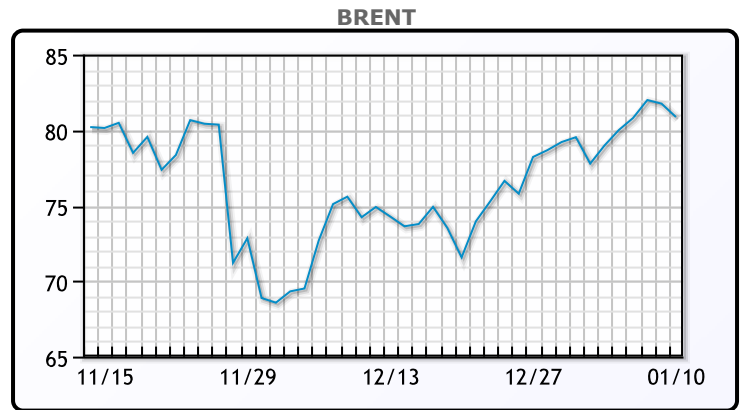
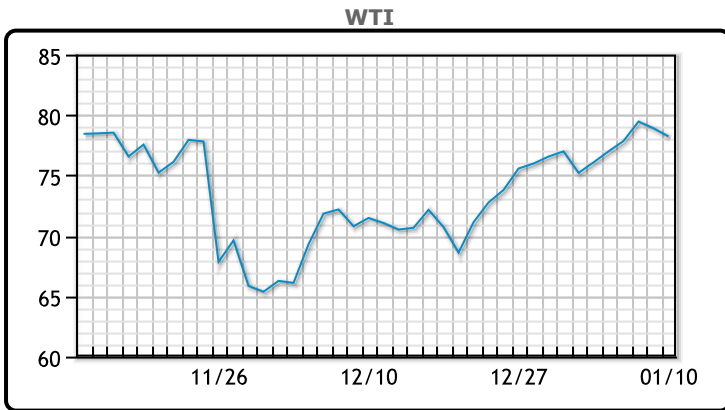
MARKET DAILY

<https://www.pflpetroleum.com>
 1865 Veterans Park Dr. Suite 303
 Naples, Florida 34109
 Phone: 239-390-2885
 Fax: 239-949-0611
 Jan 10, 2022 7:14 PM

Major Energy Futures		
	Settle	Change
Brent	80.87	-0.88
Gas Oil	711	0
Natural Gas	4.079	0.163
RBOB	227.54	-2.35
ULSD	248.76	0.58
WTI	78.23	-0.67

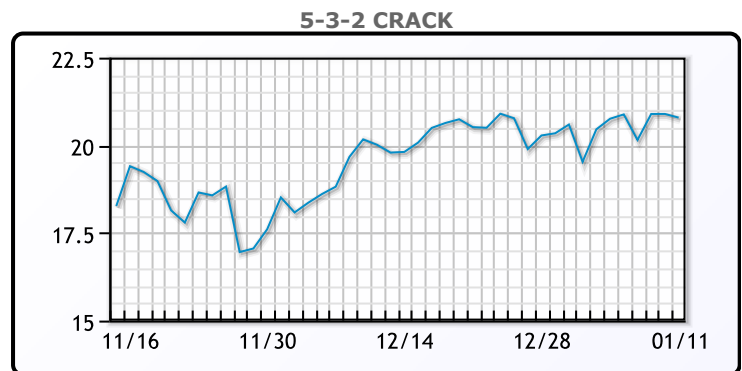
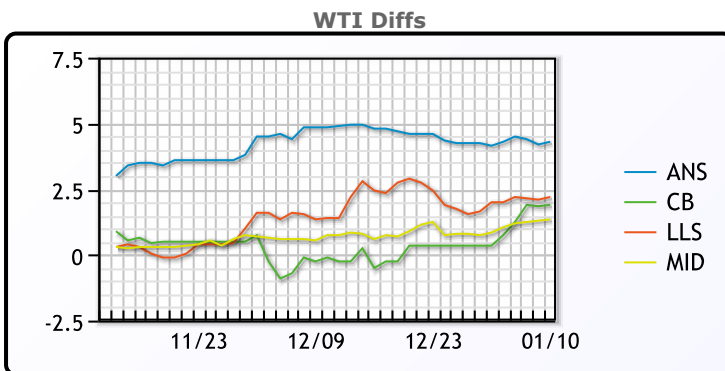
Market Commentary
 Crude prices fell Monday as concerns about demand spurred on by the rapid global rise in Omicron COVID19 infections overtook concerns about oil supply reduction from Kazakhstan. OPEC's output in December rose by 70,000 bpd from the previous month versus the 250,000 bpd increase agreed upon in the OPEC+ supply deal. Brent closed down 88 cents to settle at \$80.87 while WTI fell 67 cents to settle at \$78.23.

Crude & Product Markets



CRUDE			
	Last	Week Ago	Month Ago
ANS	82.53	80.23	76.62
BLS	80.13	76.43	71.42
LLS	80.43	78.08	73.87
Mid	79.58	76.93	72.52
WTI	78.23	76.08	71.67

PRODUCTS			
	Last	Week Ago	Month Ago
Gulf RBOB	222.87	221.03	207.22
Gulf ULSD	243.56	230.37	219.54
NYH RBOB	228.41	226.15	218.47
NYH ULSD	249.88	236.49	225.29
USGC 3%	70.38	67.38	62.63



3-2-1 Crack



Gulf 3-2-1 Crack



NGLs

MB

	Last	Week Ago	Month Ago
Butane	154.75	150	140.25
IsoButane	158	142.5	135.25
Natural Gasoline	187	181	171.5
Propane	112.38	110.5	104.25

CONWAY

	Last	Week Ago	Month Ago
Butane	159.75	147.5	141
IsoButane	179	148.5	156
Natural Gasoline	180.5	174.5	168.5
Propane	112	111	104.88

MB NON

	Last	Week Ago	Month Ago
Butane	154.75	140	135.25
IsoButane	158	142.5	135.25
Natural Gasoline	187.5	180.75	171.25
Propane	112.38	110.25	104.25

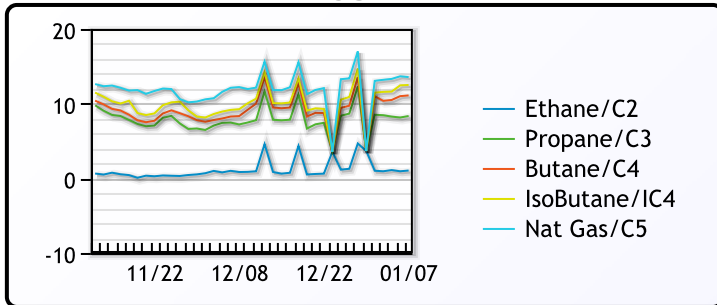
EDMONTON

	Last	Week Ago	Month Ago
Propane	96	93	88.88

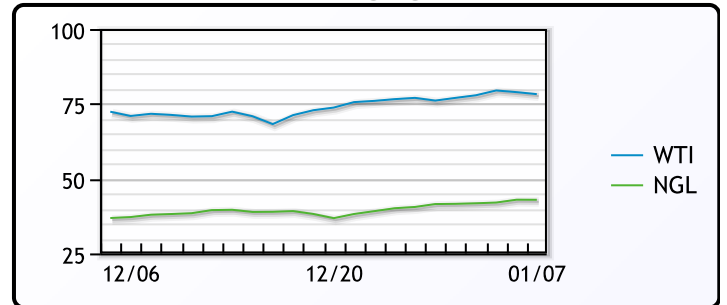
SARNIA

	Last	Week Ago	Month Ago
Propane	137.5	135.25	130.25

FRAC SPREAD



WTI vs NGL



FX

	Last	Change
CAD	1.2668	-0.0011
DXY	95.991	0.272
Gold	1802.74	1.06

RATES

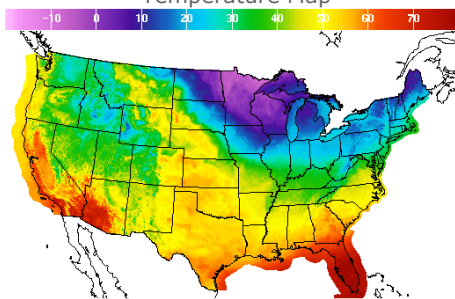
	Last	Change
US 2yr	0.9004	0.006
US 10yr	1.7638	0.0035
CAN 10yr	1.713	-0.007

EQUITIES

	Last	Change
Nasdaq	14942.83	6.93
TSX	1282.556	0.855
S&P 500	4670.29	-6.74

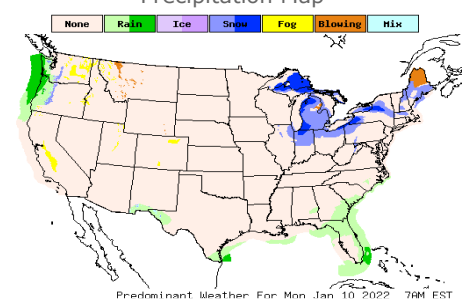
Weather Data

Temperature Map



City	HIGH °F	LOW °F
Calgary	41	21
Conway	-1	-19
Cushing	48	27
Denver	41	27
Houston	59	48
Mont Belvieu	59	44
Sarnia	15	10
Williston	16	-13

Precipitation Map



This report has been prepared by PFL Petroleum Limited personnel for your information only and the views expressed are intended to provide market commentary and are not recommendations. This report is not an offer to sell or a solicitation of any offer to buy any security. The information contained herein has been compiled by PFL from sources believed to be reliable, but no representation or warranty, express or implied, is made by PFL Petroleum Limited, its affiliates or any other person as to its accuracy, completeness or correctness. Copyright 2017 PFL Petroleum Limited. All Rights Reserved