



MARKET DAILY

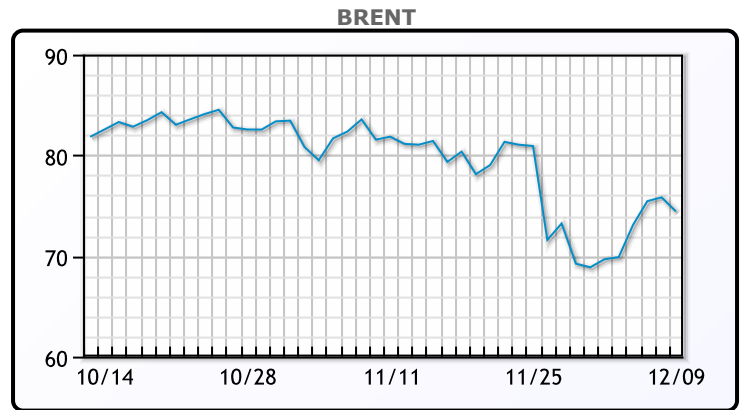
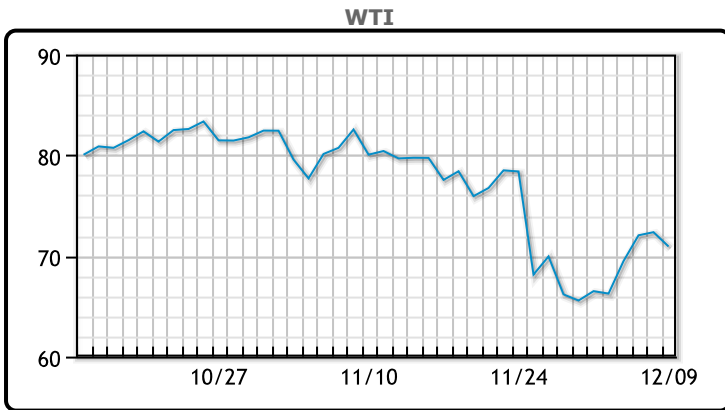
<https://www.pflpetroleum.com>
 1865 Veterans Park Dr. Suite 303
 Naples, Florida 34109
 Phone: 239-390-2885
 Fax: 239-949-0611
 Dec 9, 2021 6:15 PM

Major Energy Futures		
	Settle	Change
Brent	74.42	-1.4
Gas Oil	653.25	3
Natural Gas	3.814	-0.001
RBOB	212.84	-2.01
ULSD	225.03	-1.1
WTI	70.94	-1.42

Market Commentary

Oil prices settled lower today, as other risky markets tumbled with some chaos in Chinese markets. Two major Chinese developers officially defaulted on offshore bonds, a move that the market had largely anticipated. The news "exacerbates the Chinese GDP growth fears and ultimately could impact the oil-buying appetite of the world's biggest crude customer," said Rystad Energy analyst Louise Dickson. Also pressuring prices is mounting Covid restrictions being imposed across the globe, the latest of which is in the UK and Denmark. WTI traded down \$1.42 or -1.96% to close at \$70.94. Brent traded down \$1.40 or -1.86% to close at \$74.42.

Crude & Product Markets

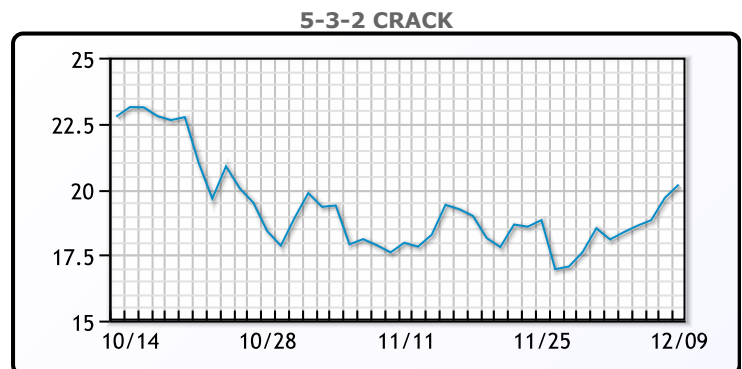
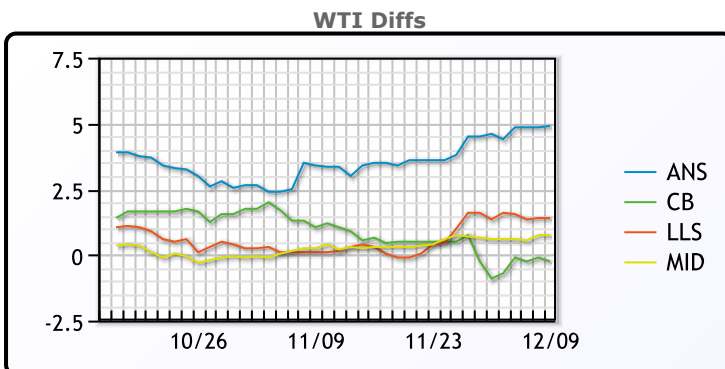


CRUDE

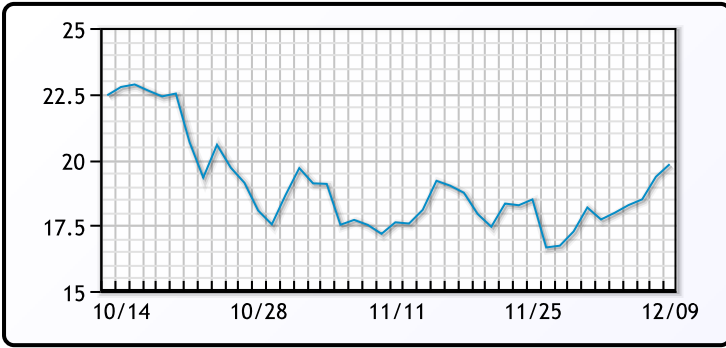
	Last	Week Ago	Month Ago
ANS	75.84	71.1	87.5
BLS	70.69	65.6	85.2
LLS	72.34	67.85	84.3
Mid	71.69	67.1	84.35
WTI	70.94	66.5	84.15

PRODUCTS

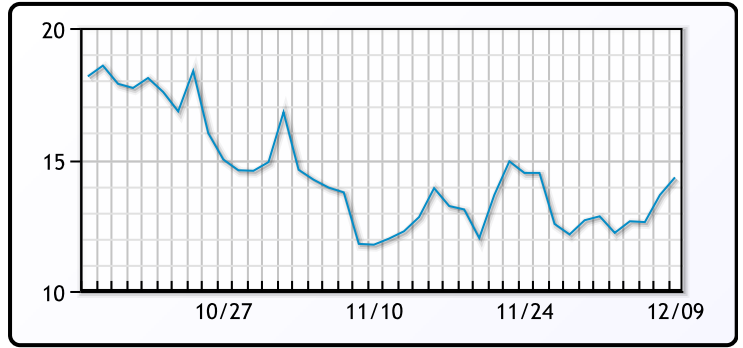
	Last	Week Ago	Month Ago
Gulf RBOB	206.69	193.9	230.79
Gulf ULSD	219.28	205.47	244.91
NYH RBOB	217.09	201.02	242.52
NYH ULSD	225.03	210.47	251.26
USGC 3%	61.63	57.63	70.88



3-2-1 Crack



Gulf 3-2-1 Crack



NGLs

MB

	Last	Week Ago	Month Ago
Butane	132	116.5	165
IsoButane	129	115.5	163
Natural Gasoline	169.75	159.25	192.88
Propane	101.5	96	143.25

CONWAY

	Last	Week Ago	Month Ago
Butane	135	123	166
IsoButane	145	130	168
Natural Gasoline	166	155	189
Propane	101.5	96	143.25

MB NON

	Last	Week Ago	Month Ago
Butane	129	115.5	163
IsoButane	129	115.5	163
Natural Gasoline	170.25	159.5	192.25
Propane	101.38	96.25	143.5

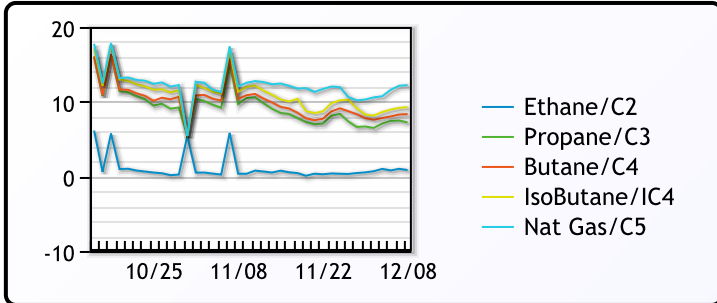
EDMONTON

	Last	Week Ago	Month Ago
Propane	85.25	79	130

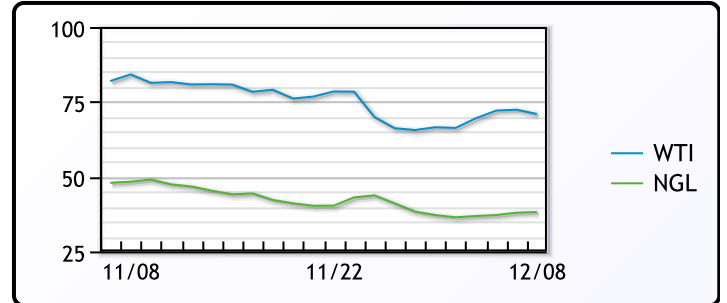
SARNIA

	Last	Week Ago	Month Ago
Propane	128	125.75	150.75

FRAC SPREAD



WTI vs NGL



FX

	Last	Change
CAD	1.271	-0.0003
DXY	96.205	0.311
Gold	1775.92	0.59

RATES

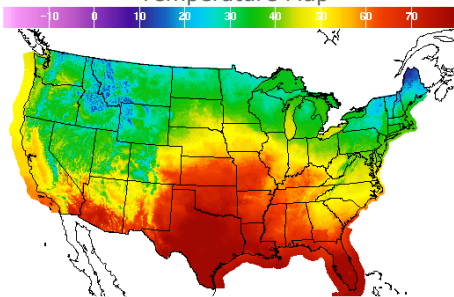
	Last	Change
US 2yr	0.6877	0.0062
US 10yr	1.499	-0.0222
CAN 10yr	1.512	-0.081

EQUITIES

	Last	Change
Nasdaq	15517.37	-269.62
TSX	1269.46	-8.215
S&P 500	4667.45	-33.76

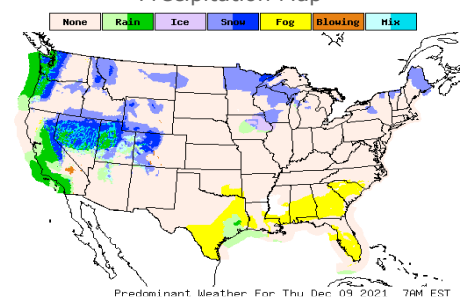
Weather Data

Temperature Map



City	HIGH °F	LOW °F
Calgary	23	11
Conway	29	18
Cushing	67	52
Denver	51	39
Houston	82	64
Mont Belvieu	78	61
Sarnia	35	24
Williston	34	8

Precipitation Map



This report has been prepared by PFL Petroleum Limited personnel for your information only and the views expressed are intended to provide market commentary and are not recommendations. This report is not an offer to sell or a solicitation of any offer to buy any security. The information contained herein has been compiled by PFL from sources believed to be reliable, but no representation or warranty, express or implied, is made by PFL Petroleum Limited, its affiliates or any other person as to its accuracy, completeness or correctness. Copyright 2017 PFL Petroleum Limited. All Rights Reserved