



MARKET DAILY

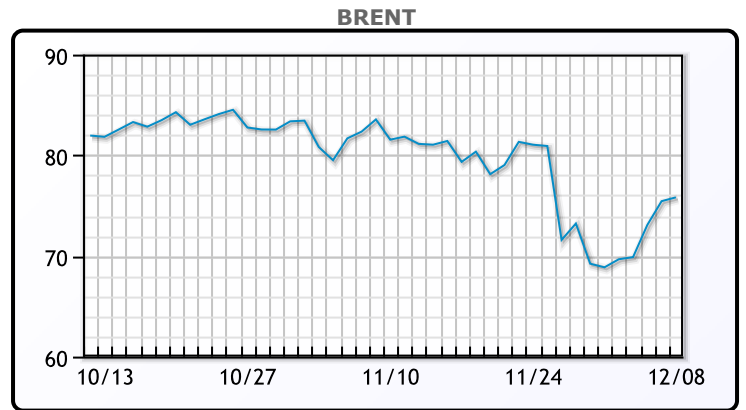
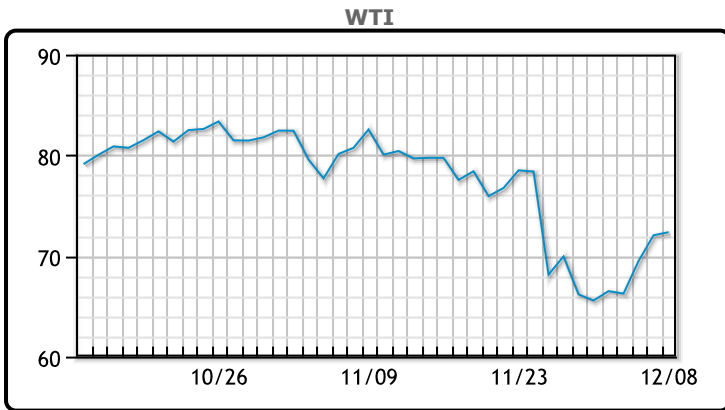
<https://www.pflpetroleum.com>
 1865 Veterans Park Dr. Suite 303
 Naples, Florida 34109
 Phone: 239-390-2885
 Fax: 239-949-0611
 Dec 8, 2021 6:01 PM

Major Energy Futures		
	Settle	Change
Brent	75.82	0.52
Gas Oil	651.5	26.25
Natural Gas	3.815	0.051
RBOB	214.85	5.67
ULSD	226.13	5.34
WTI	72.36	0.31

Market Commentary

Oil prices edged higher today, maintaining another positive tone in a choppy session. "Some of those Omicron oil demand-related concerns might have been too pessimistic, and hence with some positive news related to Omicron being released in recent days, oil prices recovered," said Giovanni Staunovo, commodity analyst at UBS. Crude stocks declined by 240K/bbls. Gasoline stocks increased by 3.9MM/bbls and distillate inventories increased by 2.7MM/bbls. Prices are also gaining support from Geopolitical tensions, as Russia and Ukraine pressures remain high. President Biden is threatening "strong economic and other measures". WTI traded up \$.31 or .43% to close at \$72.46. Brent traded up \$.52 or .69% to close at \$75.96.

Crude & Product Markets

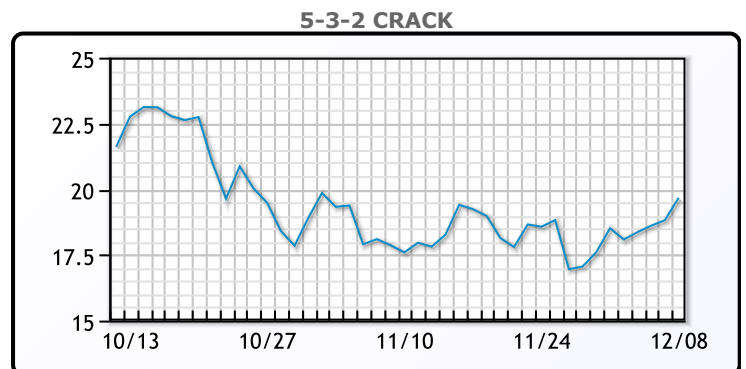
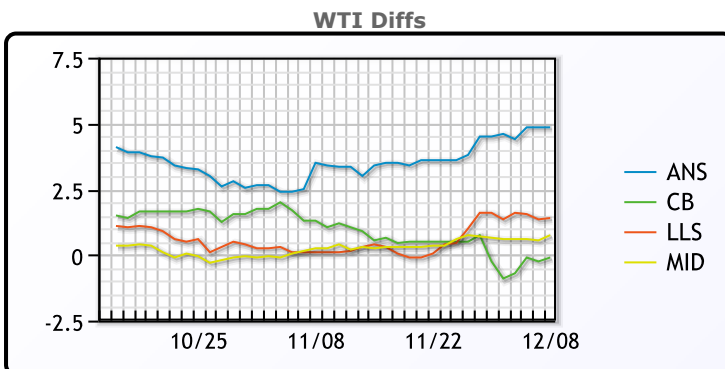


CRUDE

	Last	Week Ago	Month Ago
ANS	77.21	70.07	85.28
BLS	72.26	65.32	83.13
LLS	73.76	67.17	82.03
Mid	73.11	66.22	82.33
WTI	72.36	65.57	81.93

PRODUCTS

	Last	Week Ago	Month Ago
Gulf RBOB	210.85	193.24	226.22
Gulf ULSD	220.08	201.96	240.81
NYH RBOB	219.35	200.11	237.22
NYH ULSD	226.08	207.86	247.34
USGC 3%	62.88	56.63	68.38



3-2-1 Crack



Gulf 3-2-1 Crack



NGLs

MB

	Last	Week Ago	Month Ago
Butane	124.75	124.13	163.13
IsoButane	123.38	118.63	158.88
Natural Gasoline	174	158.25	190.5
Propane	100.5	99.88	138.5

CONWAY

	Last	Week Ago	Month Ago
Butane	129.63	125.5	162.75
IsoButane	141.25	141.5	167.5
Natural Gasoline	168.5	150.63	188.5
Propane	100.25	99.38	138.5

MB NON

	Last	Week Ago	Month Ago
Butane	122.75	119	159.13
IsoButane	123.38	118.63	158.88
Natural Gasoline	173.5	157.5	189.75
Propane	100.13	99.94	138.63

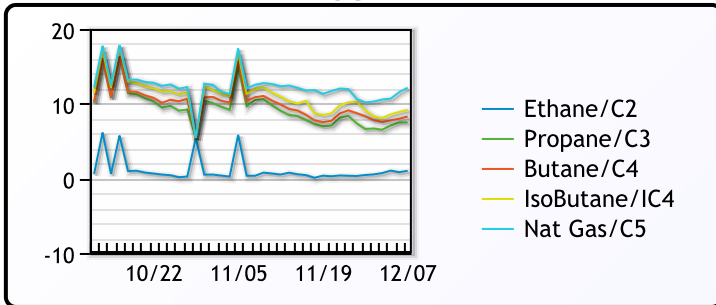
EDMONTON

	Last	Week Ago	Month Ago
Propane	84.25	82.38	126

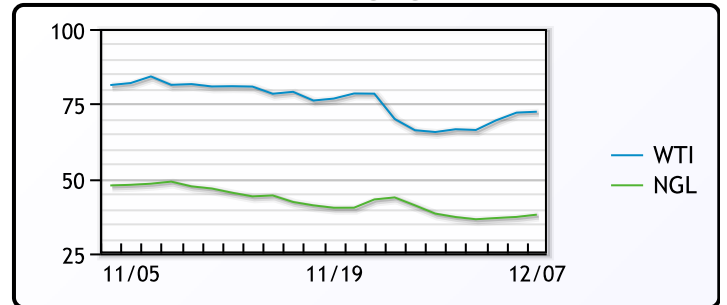
SARNIA

	Last	Week Ago	Month Ago
Propane	128	140.25	150.75

FRAC SPREAD



WTI vs NGL



FX

	Last	Change
CAD	1.2651	-0.0003
DXY	95.968	-0.401
Gold	1782.97	-0.02

RATES

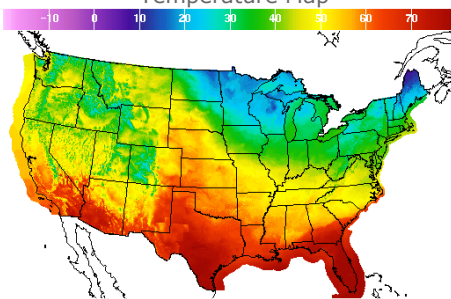
	Last	Change
US 2yr	0.6815	-0.0077
US 10yr	1.5212	0.0479
CAN 10yr	1.593	0.011

EQUITIES

	Last	Change
Nasdaq	15786.99	100.07
TSX	1277.675	-3.736
S&P 500	4701.21	14.46

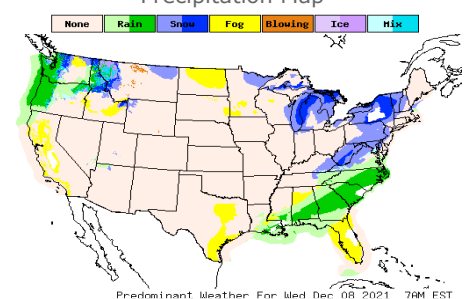
Weather Data

Temperature Map



City	HIGH °F	LOW °F
Calgary	33	14
Conway	19	-5
Cushing	56	36
Denver	52	38
Houston	71	61
Mont Belvieu	67	57
Sarnia	29	23
Williston	37	6

Precipitation Map



This report has been prepared by PFL Petroleum Limited personnel for your information only and the views expressed are intended to provide market commentary and are not recommendations. This report is not an offer to sell or a solicitation of any offer to buy any security. The information contained herein has been compiled by PFL from sources believed to be reliable, but no representation or warranty, express or implied, is made by PFL Petroleum Limited, its affiliates or any other person as to its accuracy, completeness or correctness. Copyright 2017 PFL Petroleum Limited. All Rights Reserved