



# MARKET DAILY

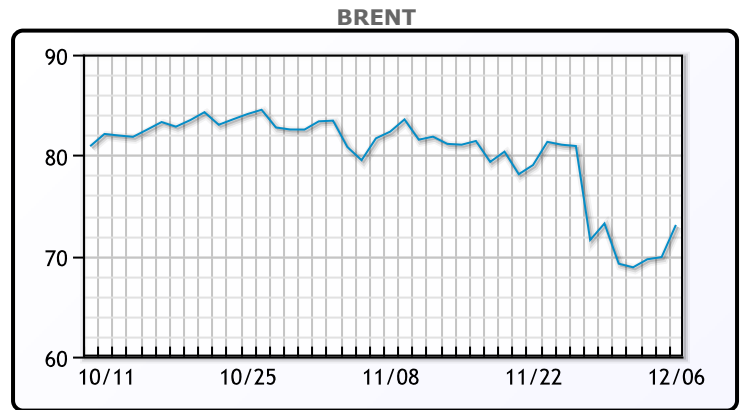
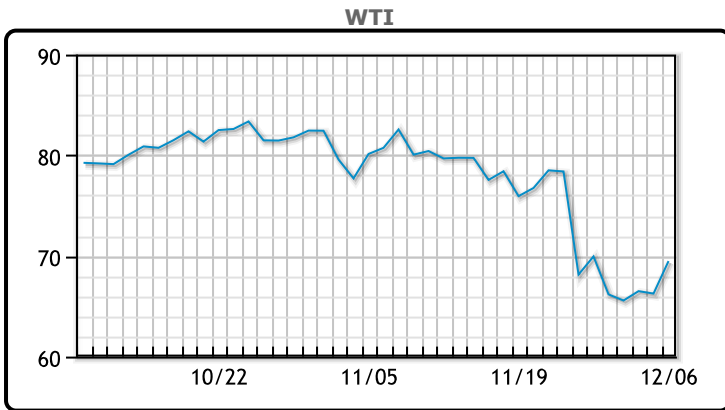
<https://www.pflpetroleum.com>  
 1865 Veterans Park Dr. Suite 303  
 Naples, Florida 34109  
 Phone: 239-390-2885  
 Fax: 239-949-0611  
 Dec 6, 2021 5:57 PM

Major Energy Futures		
	Settle	Change
Brent	73.08	3.86
Gas Oil	622.25	9.25
Natural Gas	3.657	0.076
RBOB	204.33	-1.48
ULSD	217.12	-0.5
WTI	69.49	3.23

**Market Commentary**

Oil and financial markets rallied today, shaking off worries of the Omicron variant. "All the headlines are bullish today," said Phil Flynn, senior analyst at Price Futures Group. "The momentum seems to be jumping back in." Oil also gained support from the Iran dampening prospects in the Iran talks. OPEC member countries are also signaling confidence in the market. Saudi Arabia raised January selling prices for all crude grades sold to Asia and the US over the weekend. WTI traded up \$3.23 or 4.87% to close at \$69.49. Brent traded up \$3.86 or 5.52% to close at \$73.74.

## Crude & Product Markets

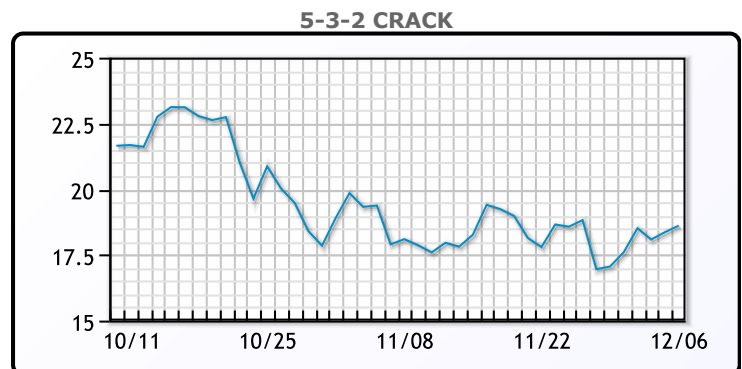
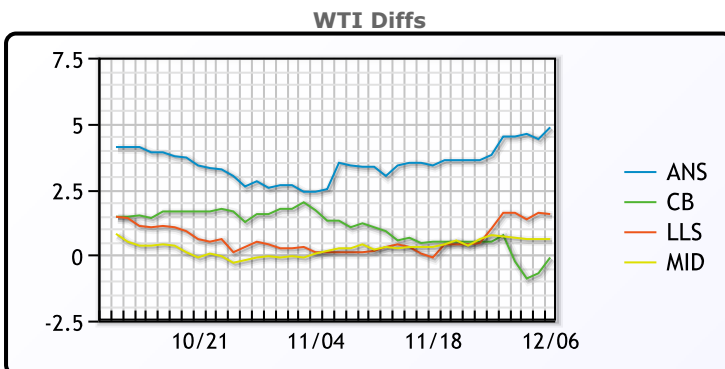


**CRUDE**

	Last	Week Ago	Month Ago
ANS	74.34	73.75	84.67
BLS	69.39	70.45	82.32
LLS	71.04	70.95	81.37
Mid	70.09	70.7	81.52
WTI	69.49	69.95	81.27

**PRODUCTS**

	Last	Week Ago	Month Ago
Gulf RBOB	201.33	200.93	227.34
Gulf ULSD	211.12	208.69	239.66
NYH RBOB	208.83	209.46	238.59
NYH ULSD	217.12	215.09	246.19
USGC 3%	60.38	60.13	67.63



**3-2-1 Crack**



**Gulf 3-2-1 Crack**



**NGLs**

**MB**

	Last	Week Ago	Month Ago
Butane	119.88	139.63	162.25
IsoButane	119	143	158.5
Natural Gasoline	165.5	168.13	189
Propane	101	111.38	136.88

**MB NON**

	Last	Week Ago	Month Ago
Butane	118.5	137	158.75
IsoButane	119	143	158.5
Natural Gasoline	167.25	166.88	188.25
Propane	100.38	111.5	137

**CONWAY**

	Last	Week Ago	Month Ago
Butane	125.5	143	162.25
IsoButane	131	147	164.5
Natural Gasoline	160.75	162.5	186
Propane	100.88	113.5	137.13

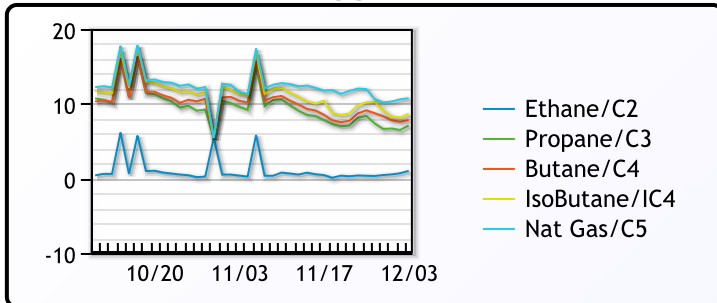
**EDMONTON**

	Last	Week Ago	Month Ago
Propane	83.88	98.5	124.13

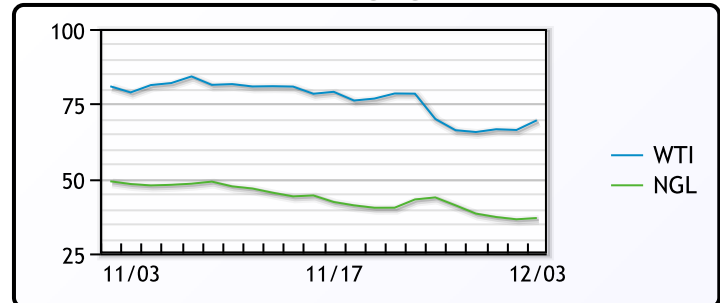
**SARNIA**

	Last	Week Ago	Month Ago
Propane	125.5	140.25	150.75

**FRAC SPREAD**



**WTI vs NGL**



**FX**

	Last	Change
CAD	1.2757	0.0001
DXY	96.287	0.17
Gold	1778.61	-0.06

**RATES**

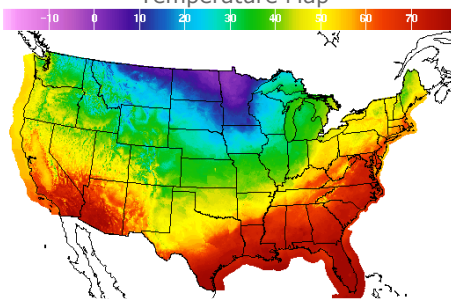
	Last	Change
US 2yr	0.6312	0.0439
US 10yr	1.4342	0.0912
CAN 10yr	1.525	0.086

**EQUITIES**

	Last	Change
Nasdaq	15225.15	139.68
TSX	1264.32	12.716
S&P 500	4591.67	53.24

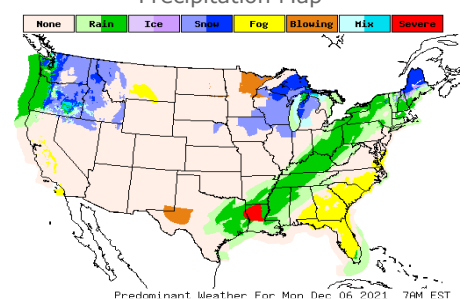
**Weather Data**

**Temperature Map**



City	HIGH °F	LOW °F
Calgary	17	1
Conway	1	-8
Cushing	49	34
Denver	39	22
Houston	77	56
Mont Belvieu	75	53
Sarnia	40	24
Williston	8	-12

**Precipitation Map**



This report has been prepared by PFL Petroleum Limited personnel for your information only and the views expressed are intended to provide market commentary and are not recommendations. This report is not an offer to sell or a solicitation of any offer to buy any security. The information contained herein has been compiled by PFL from sources believed to be reliable, but no representation or warranty, express or implied, is made by PFL Petroleum Limited, its affiliates or any other person as to its accuracy, completeness or correctness. Copyright 2017 PFL Petroleum Limited. All Rights Reserved