



# MARKET DAILY

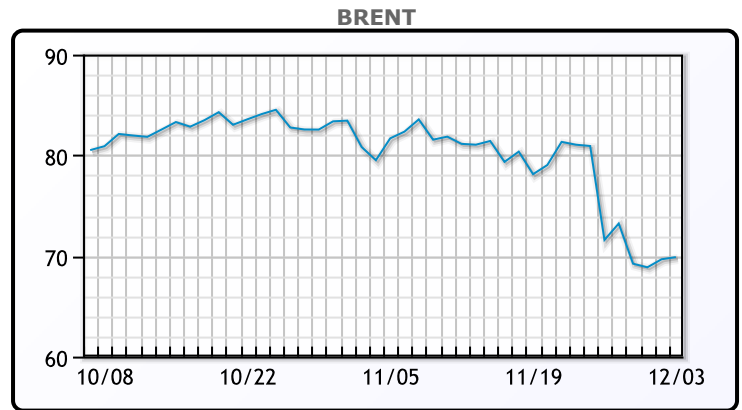
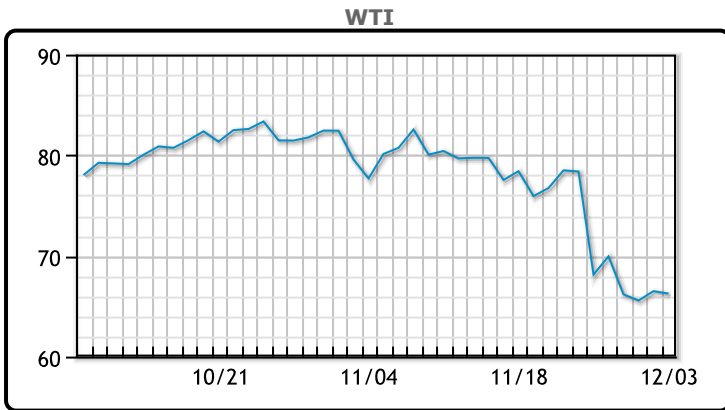
<https://www.pflpetroleum.com>  
 1865 Veterans Park Dr. Suite 303  
 Naples, Florida 34109  
 Phone: 239-390-2885  
 Fax: 239-949-0611  
 Dec 3, 2021 5:42 PM

Major Energy Futures		
	Settle	Change
Brent	69.88	0.47
Gas Oil	619	-6.25
Natural Gas	4.132	-0.202
RBOB	195.29	1.66
ULSD	209.84	2.63
WTI	66.26	0.93

**Market Commentary**

Oil prices were mixed today, ending little changed after earlier gains were erased. Prices had initially risen as OPEC+ said it could reevaluate production levels if a rising number of lockdowns affected demand. This is now the sixth straight week in a row of declining prices, for the first time in 3 years. Oil has remained technically oversold all week. "Plenty of places to point to blame for the big pullback in energy," said Bob Yawger, director of energy futures at Mizuho in New York, noting coronavirus cases are rising, the U.S. jobs report was a disappointment and OPEC+ stuck with its plan to increase output in January. WTI traded down \$.24 or -.36% to close at \$66.26. Brent traded up \$.47 or .68% to close at \$70.14.

## Crude & Product Markets

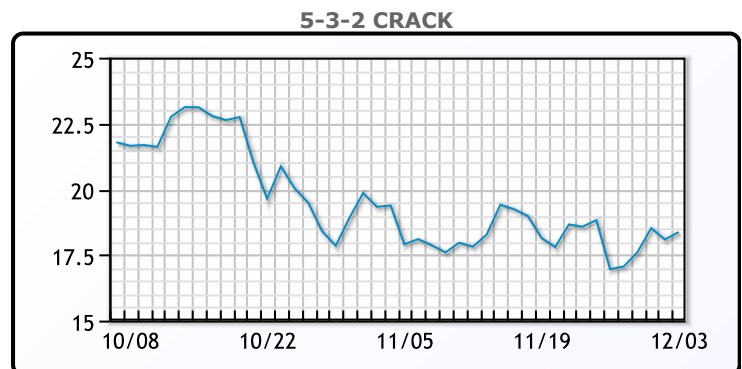
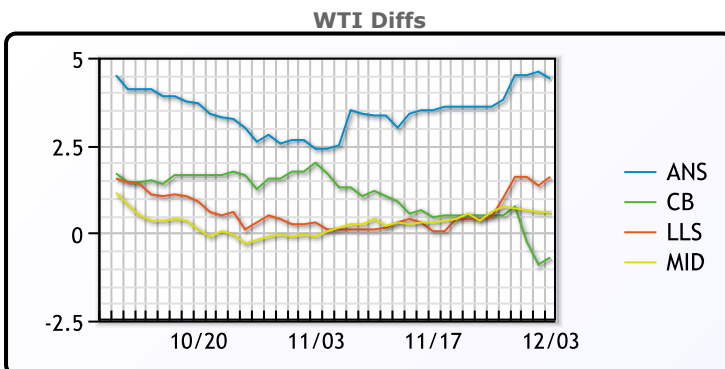


**CRUDE**

	Last	Week Ago	Month Ago
ANS	70.66	81.99	83.36
BLS	65.56	78.89	82.16
LLS	67.86	78.84	80.96
Mid	66.86	78.99	81.01
WTI	66.26	78.39	80.86

**PRODUCTS**

	Last	Week Ago	Month Ago
Gulf RBOB	192.54	222.59	230.7
Gulf ULSD	204.44	231.32	237.82
NYH RBOB	200.04	236.97	241.22
NYH ULSD	209.84	238.3	243.95
USGC 3%	57.63	66.38	67.38



**3-2-1 Crack**



**Gulf 3-2-1 Crack**



**NGLs**

**MB**

	Last	Week Ago	Month Ago
Butane	119.5	144.5	164
IsoButane	117.5	143	159.75
Natural Gasoline	158	183.63	186.5
Propane	99.25	121.5	138.25

**MB NON**

	Last	Week Ago	Month Ago
Butane	117.5	143.38	159.25
IsoButane	117.5	139	159.75
Natural Gasoline	157.5	183.25	185.5
Propane	98.85	121.5	138.25

**CONWAY**

	Last	Week Ago	Month Ago
Butane	124	145	163.25
IsoButane	130	147	165.5
Natural Gasoline	148	180	184
Propane	98.5	121	138.5

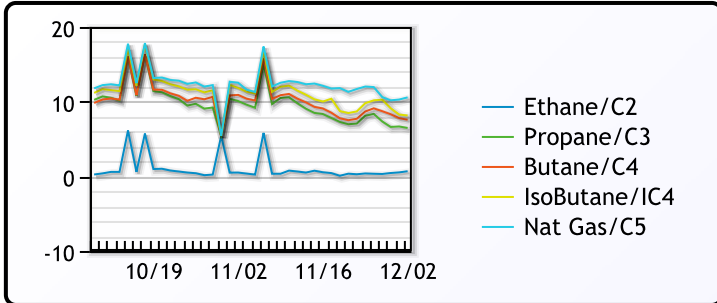
**EDMONTON**

	Last	Week Ago	Month Ago
Propane	81.5	106	125.5

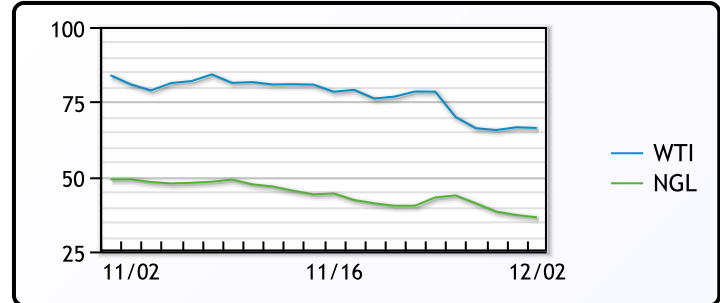
**SARNIA**

	Last	Week Ago	Month Ago
Propane	125.5	140.25	152.75

**FRAC SPREAD**



**WTI vs NGL**



**FX**

	Last	Change
CAD	1.2843	0.0033
DXY	96.151	-0.00501
Gold	1783.29	14.55

**RATES**

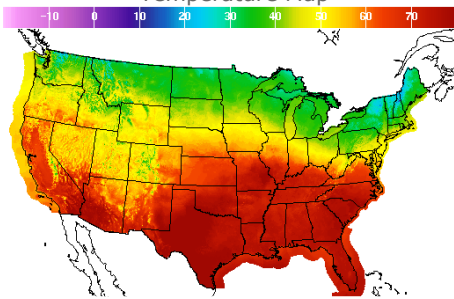
	Last	Change
US 2yr	0.5873	-0.0253
US 10yr	1.343	-0.1013
CAN 10yr	1.439	-0.068

**EQUITIES**

	Last	Change
Nasdaq	15085.47	-295.85
TSX	1251.6	-6.213
S&P 500	4538.43	-38.67

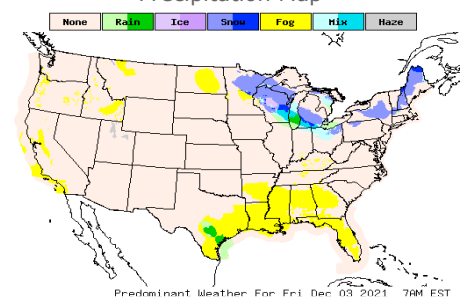
**Weather Data**

**Temperature Map**



City	HIGH °F	LOW °F
Calgary	25	15
Conway	32	25
Cushing	75	54
Denver	58	43
Houston	78	64
Mont Belvieu	75	62
Sarnia	36	33
Williston	36	26

**Precipitation Map**



This report has been prepared by PFL Petroleum Limited personnel for your information only and the views expressed are intended to provide market commentary and are not recommendations. This report is not an offer to sell or a solicitation of any offer to buy any security. The information contained herein has been compiled by PFL from sources believed to be reliable, but no representation or warranty, express or implied, is made by PFL Petroleum Limited, its affiliates or any other person as to its accuracy, completeness or correctness. Copyright 2017 PFL Petroleum Limited. All Rights Reserved