



# MARKET DAILY

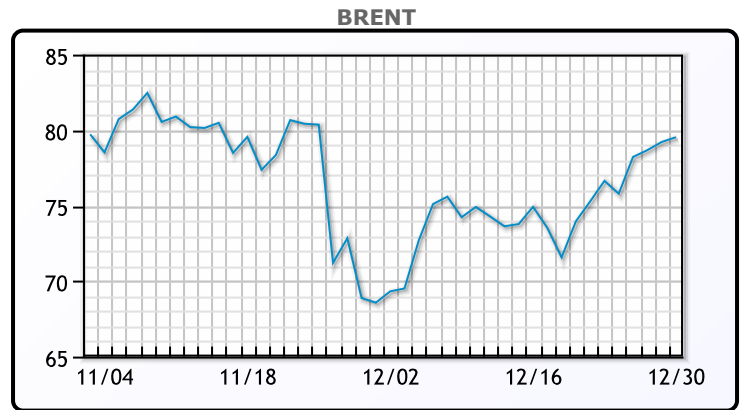
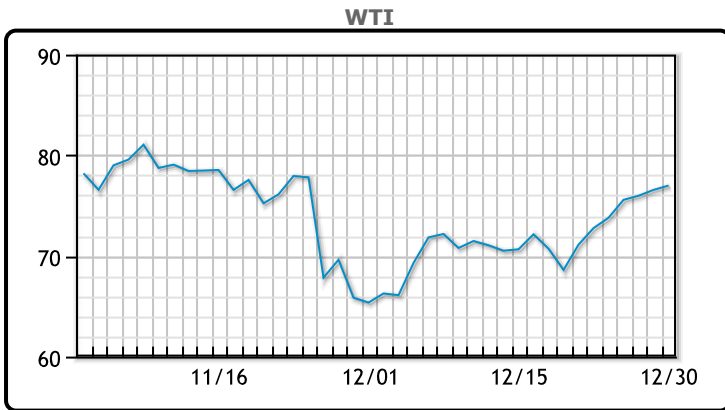
<https://www.pflpetroleum.com>  
 1865 Veterans Park Dr. Suite 303  
 Naples, Florida 34109  
 Phone: 239-390-2885  
 Fax: 239-949-0611  
 Dec 30, 2021 5:19 PM

Major Energy Futures		
	Settle	Change
Brent	79.53	-0.23
Gas Oil	677.75	-5.75
Natural Gas	3.561	-0.035
RBOB	229.68	2.46
ULSD	239.59	0.64
WTI	76.99	-0.1

**Market Commentary**

Crude prices slipped today after rising slightly yesterday heading into next week's OPEC meeting. "We've had incredibly strong demand numbers through December, so now the question is what OPEC will do," said John Kilduff, a partner at Again Capital Management in New York. Most analysts expect they will continue on their trajectory to raise production. China is lowering the first batch of its 2022 import quotas by 11% which had markets a bit on edge. After yesterday's bullish inventory report, the stage is set for the new year. WTI traded down \$.10 or -.13% to close at \$76.46. Brent traded down \$.23 or -.29% to close at \$78.98. Thank you and Happy New Years to all of our readers.

## Crude & Product Markets

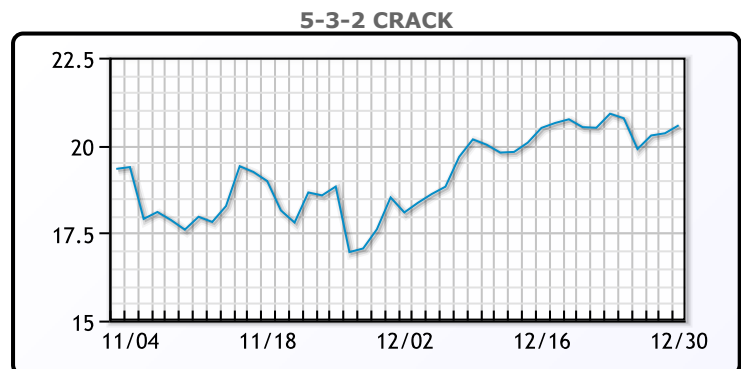
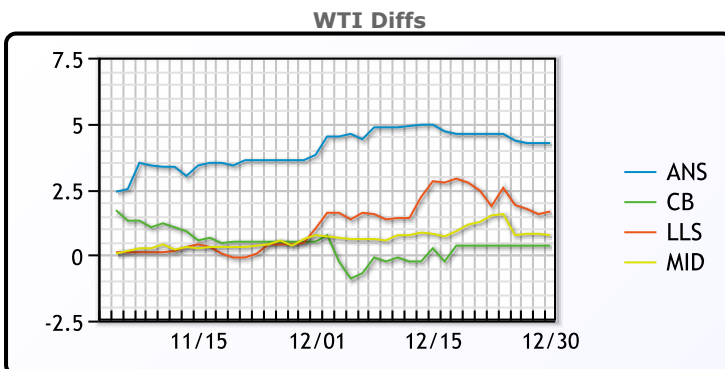


**CRUDE**

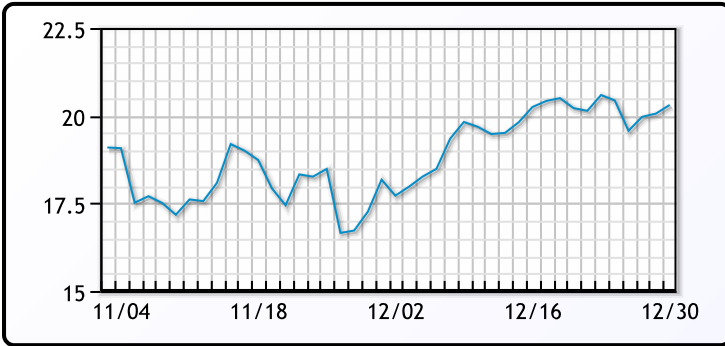
	Last	Week Ago	Month Ago
ANS	81.24	78.34	70.68
BLS	77.34	74.09	66.93
LLS	78.64	76.29	67.78
Mid	77.74	75.29	66.88
WTI	76.99	73.74	66.18

**PRODUCTS**

	Last	Week Ago	Month Ago
Gulf RBOB	224.04	214.61	193.49
Gulf ULSD	232.88	227.09	200.83
NYH RBOB	229.93	220.74	199.13
NYH ULSD	239.59	233.44	206.28
USGC 3%	68.63	65.38	57.88



**3-2-1 Crack**



**Gulf 3-2-1 Crack**



**NGLs**

**MB**

	Last	Week Ago	Month Ago
Butane	146	131.5	129.5
IsoButane	142	127.5	127.5
Natural Gasoline	184.75	175	168.13
Propane	112.75	107	101.875

**CONWAY**

	Last	Week Ago	Month Ago
Butane	151	133	133
IsoButane	158	145	145
Natural Gasoline	179	170	157
Propane	113.25	106.5	102.5

**MB NON**

	Last	Week Ago	Month Ago
Butane	142	127.5	127.5
IsoButane	142	127.5	127.5
Natural Gasoline	183	183	159.25
Propane	112	103.75	111.5

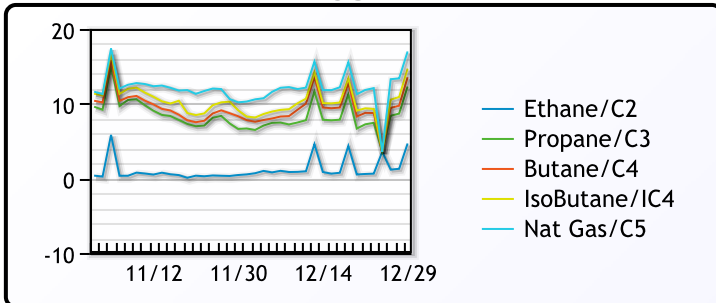
**EDMONTON**

	Last	Week Ago	Month Ago
Propane	95.25	88.5	98.5

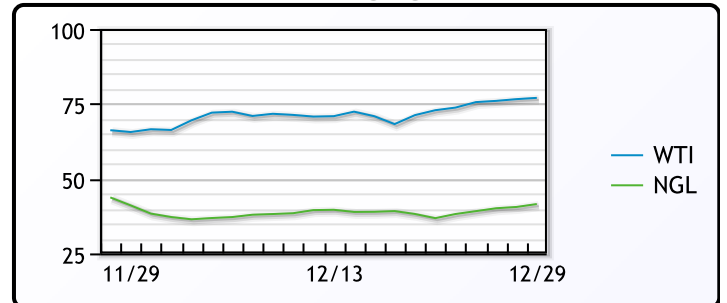
**SARNIA**

	Last	Week Ago	Month Ago
Propane	135.25	129.75	140.25

**FRAC SPREAD**



**WTI vs NGL**



**FX**

	Last	Change
CAD	1.274	-0.0001
DXY	95.975	0.046
Gold	1814.7	0.03

**RATES**

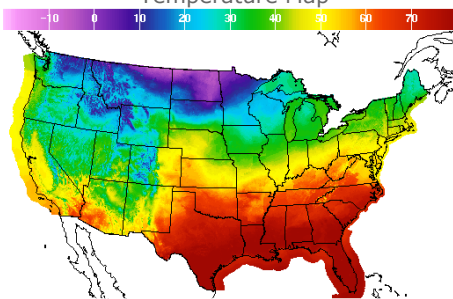
	Last	Change
US 2yr	0.7244	-0.0217
US 10yr	1.5083	-0.0413
CAN 10yr	1.449	-0.035

**EQUITIES**

	Last	Change
Nasdaq	15741.56	-24.66
TSX	1292.46	-3.876
S&P 500	4778.73	-14.33

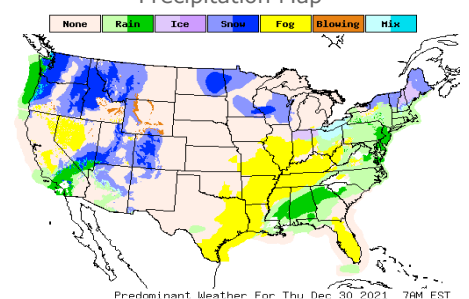
**Weather Data**

**Temperature Map**



City	HIGH °F	LOW °F
Calgary	3	-9
Conway	-2	-22
Cushing	64	35
Denver	47	28
Houston	81	69
Mont Belvieu	78	66
Sarnia	35	30
Williston	0	-22

**Precipitation Map**



This report has been prepared by PFL Petroleum Limited personnel for your information only and the views expressed are intended to provide market commentary and are not recommendations. This report is not an offer to sell or a solicitation of any offer to buy any security. The information contained herein has been compiled by PFL from sources believed to be reliable, but no representation or warranty, express or implied, is made by PFL Petroleum Limited, its affiliates or any other person as to its accuracy, completeness or correctness. Copyright 2017 PFL Petroleum Limited. All Rights Reserved