



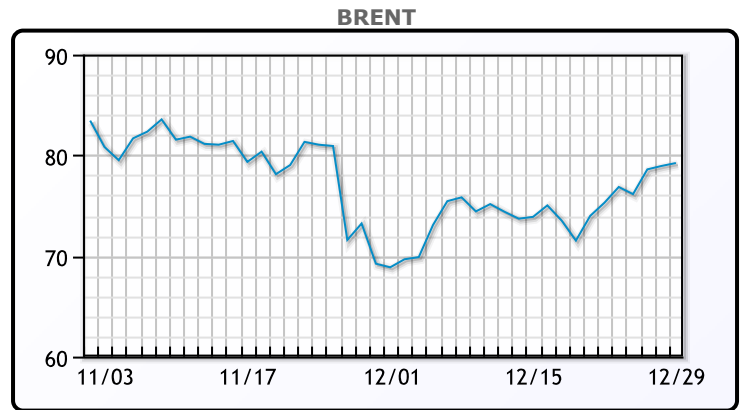
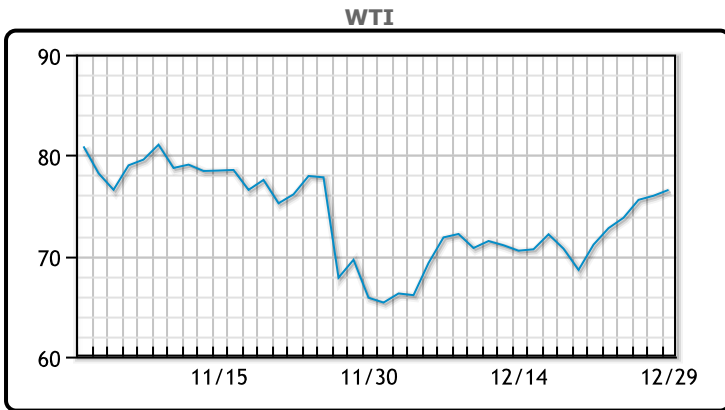
MARKET DAILY

<https://www.pflpetroleum.com>
 1865 Veterans Park Dr. Suite 303
 Naples, Florida 34109
 Phone: 239-390-2885
 Fax: 239-949-0611
 Dec 29, 2021 8:27 PM

Major Energy Futures		
	Settle	Change
Brent	79.23	0.29
Gas Oil	672.25	-5.75
Natural Gas	3.85	-0.035
RBOB	227.17	2.46
ULSD	237.78	0.64
WTI	76.56	0.41

Market Commentary
 Brent settled up 29 cents to close the day at \$79.23. WTI also saw gains settling up 41 cents to close the day at \$76.56. Oil prices rose after government data showed U.S. crude and fuel inventories fell last week, offsetting concerns that rising COVID19 cases might reduce demand. Both of the futures contracts traded at their highest in a month.

Crude & Product Markets

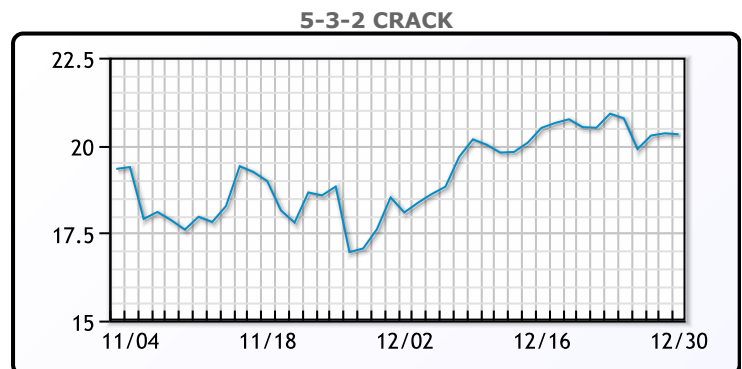
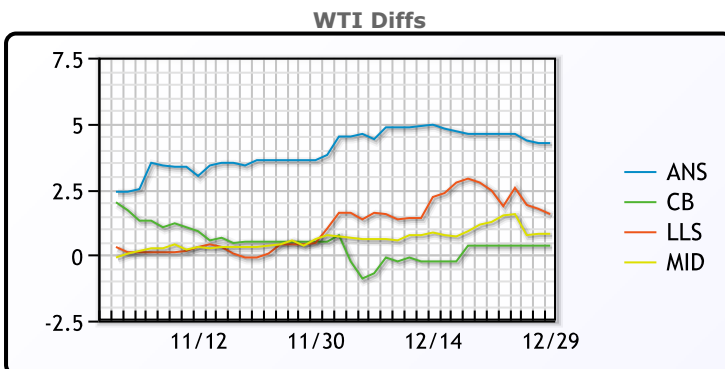


CRUDE

	Last	Week Ago	Month Ago
ANS	80.81	77.46	73.75
BLS	76.91	73.21	70.45
LLS	78.11	74.71	70.95
Mid	77.36	74.36	70.7
WTI	76.56	72.86	69.95

PRODUCTS

	Last	Week Ago	Month Ago
Gulf RBOB	220.66	210.43	200.93
Gulf ULSD	230.92	225.18	208.69
NYH RBOB	227.42	217.18	209.46
NYH ULSD	237.78	230.98	215.09
USGC 3%	68.38	64.88	60.13



3-2-1 Crack



Gulf 3-2-1 Crack



NGLs

MB

	Last	Week Ago	Month Ago
Butane	139.25	131.25	139.63
IsoButane	139	125.88	143
Natural Gasoline	184.75	175	168.13
Propane	112.25	104.5	111.38

CONWAY

	Last	Week Ago	Month Ago
Butane	143.75	130.5	143
IsoButane	144	143.5	147
Natural Gasoline	178.5	167.75	162.5
Propane	112.25	104.5	113.5

MB NON

	Last	Week Ago	Month Ago
Butane	137	126.75	137
IsoButane	136.75	126.31	143
Natural Gasoline	194	176	166.88
Propane	112	103.75	111.5

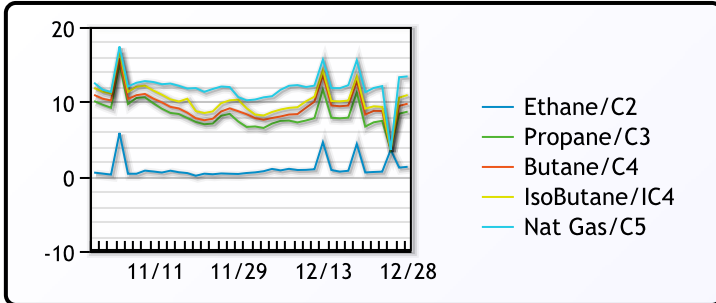
EDMONTON

	Last	Week Ago	Month Ago
Propane	95.25	88.5	98.5

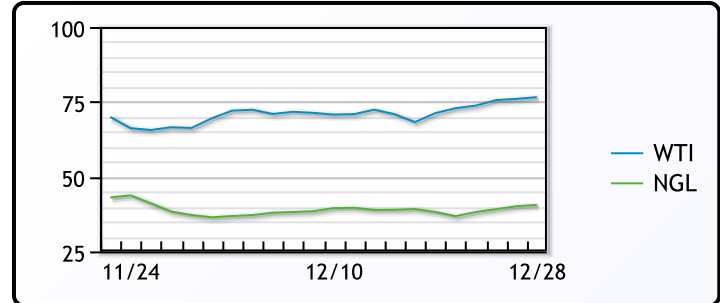
SARNIA

	Last	Week Ago	Month Ago
Propane	135.25	129.75	140.25

FRAC SPREAD



WTI vs NGL



FX

	Last	Change
CAD	1.2777	-0.0014
DXY	95.884	-0.045
Gold	1802.43	-2.28

RATES

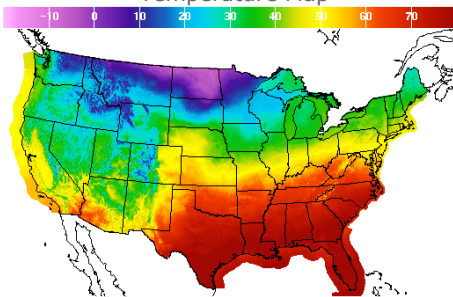
	Last	Change
US 2yr	0.7421	-0.004
US 10yr	1.5479	-0.0017
CAN 10yr	1.484	0.02

EQUITIES

	Last	Change
Nasdaq	15766.22	-15.5
TSX	1296.336	7.797
S&P 500	4793.06	6.71

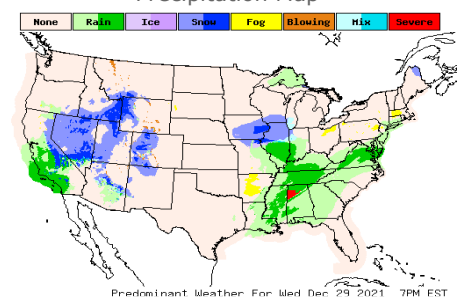
Weather Data

Temperature Map



City	HIGH °F	LOW °F
Calgary	-2	-19
Conway	-4	-20
Cushing	53	40
Denver	29	22
Houston	82	69
Mont Belvieu	78	67
Sarnia	36	31
Williston	-8	-23

Precipitation Map



This report has been prepared by PFL Petroleum Limited personnel for your information only and the views expressed are intended to provide market commentary and are not recommendations. This report is not an offer to sell or a solicitation of any offer to buy any security. The information contained herein has been compiled by PFL from sources believed to be reliable, but no representation or warranty, express or implied, is made by PFL Petroleum Limited, its affiliates or any other person as to its accuracy, completeness or correctness. Copyright 2017 PFL Petroleum Limited. All Rights Reserved