



MARKET DAILY

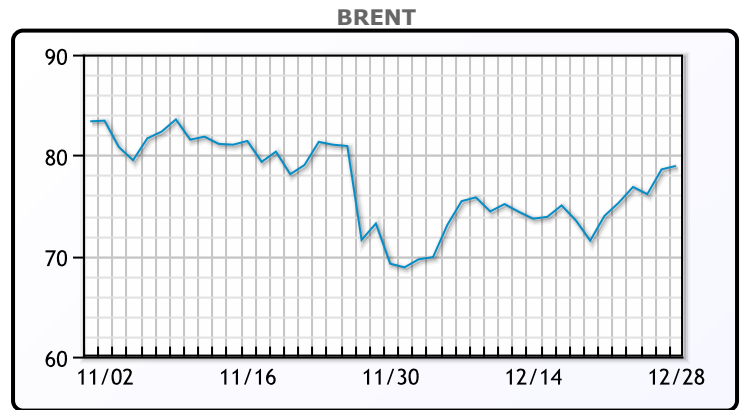
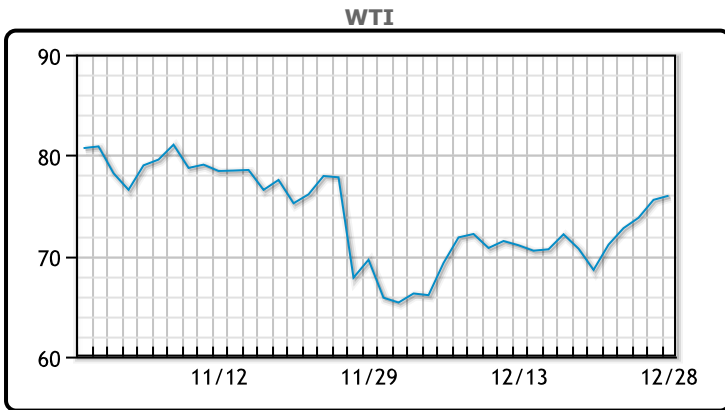
<https://www.pflpetroleum.com>
 1865 Veterans Park Dr. Suite 303
 Naples, Florida 34109
 Phone: 239-390-2885
 Fax: 239-949-0611
 Dec 28, 2021 9:28 PM

Major Energy Futures		
	Settle	Change
Brent	78.94	0.34
Gas Oil	678	1.25
Natural Gas	4.055	-0.005
RBOB	224.71	1.32
ULSD	237.14	1.79
WTI	75.98	0.41

Market Commentary

Oil prices traded up slightly today, with both contracts trading at their highest level in a month. "The stock market appears poised to finish the year at or near record highs with easy spillover into the oil space pushing crude values higher," said Jim Ritterbusch, president of Ritterbusch and Associates LLC in Galena, Illinois. Focus is now on next weeks OPEC+ meeting, and analysts say increased COVID cases are not likely to affect their plans for increases production. WTI traded up \$.41 or .54% to close at \$75.98. Brent traded up \$.34 or .43% to close at \$.78.94

Crude & Product Markets

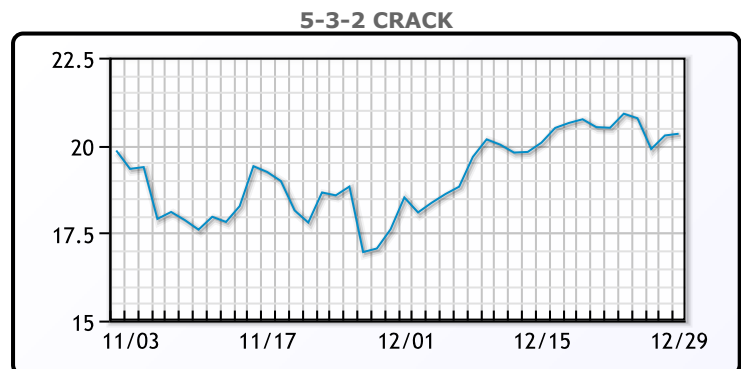
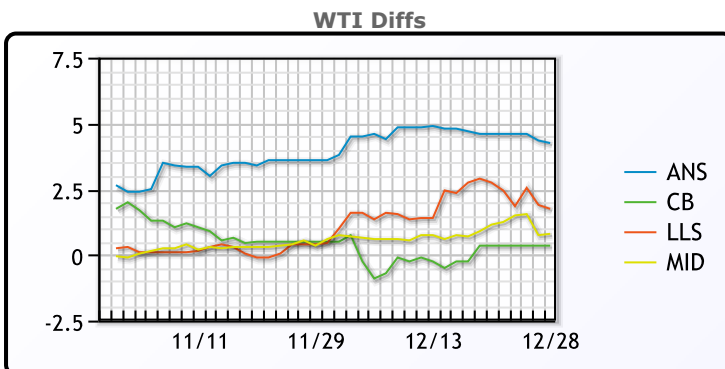


CRUDE

	Last	Week Ago	Month Ago
ANS	80.23	75.82	81.99
BLS	76.33	71.57	78.89
LLS	77.73	73.67	78.84
Mid	76.78	72.47	78.99
WTI	75.98	71.22	78.39

PRODUCTS

	Last	Week Ago	Month Ago
Gulf RBOB	218.84	209.09	222.59
Gulf ULSD	230.6	220.28	231.32
NYH RBOB	224.71	217.22	236.97
NYH ULSD	237.26	225.91	238.3
USGC 3%	67.88	62.63	66.38



3-2-1 Crack



Gulf 3-2-1 Crack



NGLs

MB

	Last	Week Ago	Month Ago
Butane	134.25	130	144.5
IsoButane	134.5	125.25	143
Natural Gasoline	181.75	170.75	183.63
Propane	109.5	101.38	121.5

CONWAY

	Last	Week Ago	Month Ago
Butane	138.25	129.25	145
IsoButane	143.5	143.5	147
Natural Gasoline	177	164.25	180
Propane	109.5	101.5	121

MB NON

	Last	Week Ago	Month Ago
Butane	132	125	143.38
IsoButane	132.25	125.25	139
Natural Gasoline	187.5	171	183.25
Propane	109.25	100.88	121.5

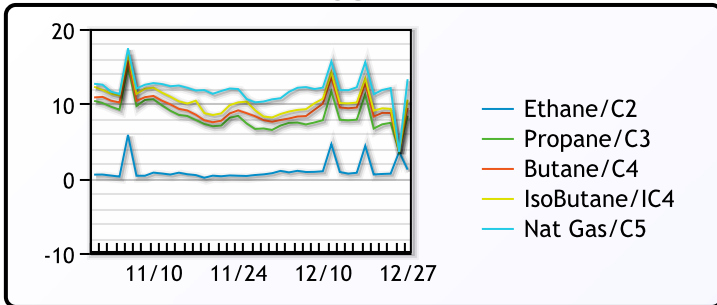
EDMONTON

	Last	Week Ago	Month Ago
Propane	92.5	85.5	106

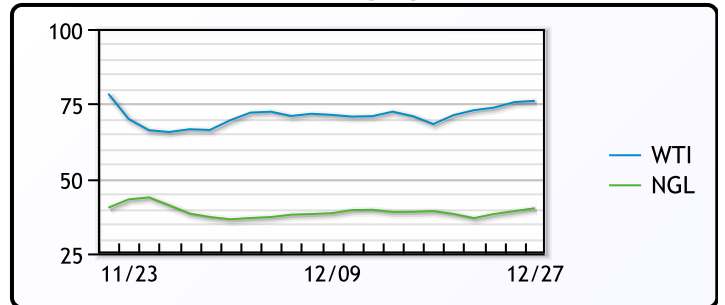
SARNIA

	Last	Week Ago	Month Ago
Propane	132.5	126	140.25

FRAC SPREAD



WTI vs NGL



FX

	Last	Change
CAD	1.2825	0.0003
DXY	96.213	0.011
Gold	1805.36	-0.82

RATES

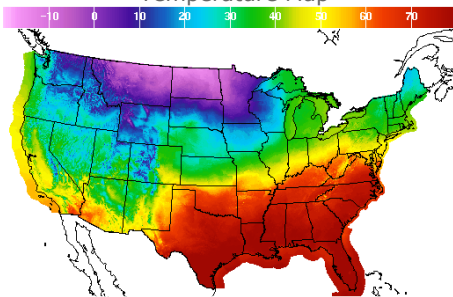
	Last	Change
US 2yr	0.7362	-0.0138
US 10yr	1.4687	-0.012
CAN 10yr	1.464	0

EQUITIES

	Last	Change
Nasdaq	15781.72	-89.54
TSX	1288.539	-0.274
S&P 500	4786.35	-4.84

Weather Data

Temperature Map



City	HIGH °F	LOW °F
Calgary	5	-19
Conway	-1	-15
Cushing	69	48
Denver	34	25
Houston	80	71
Mont Belvieu	78	69
Sarnia	35	29
Williston	-5	-24

Precipitation Map

