



MARKET DAILY

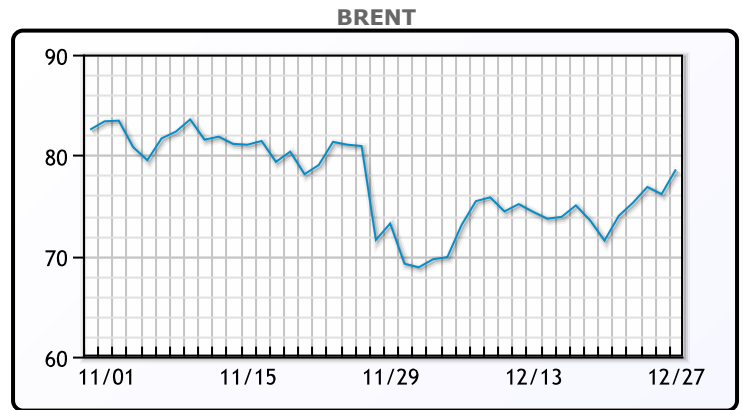
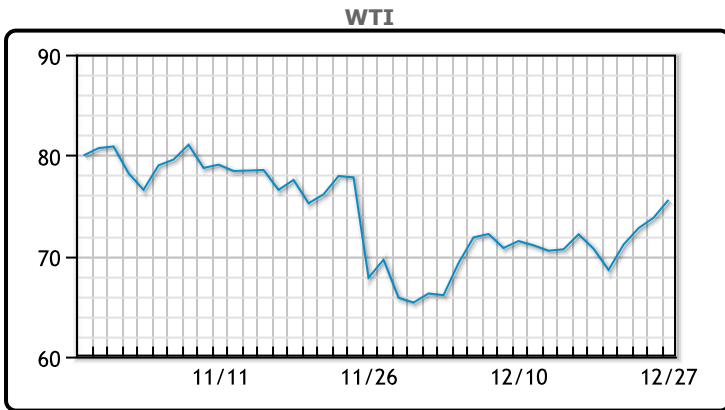
<https://www.pflpetroleum.com>
 1865 Veterans Park Dr. Suite 303
 Naples, Florida 34109
 Phone: 239-390-2885
 Fax: 239-949-0611
 Dec 27, 2021 5:45 PM

Major Energy Futures		
	Settle	Change
Brent	78.6	2.85
Gas Oil	676.75	-8.5
Natural Gas	4.06	-0.245
RBOB	223.39	3.81
ULSD	235.35	2.36
WTI	75.57	1.78

Market Commentary

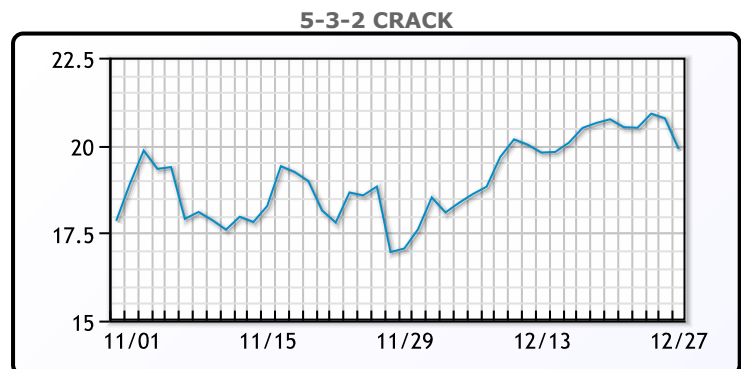
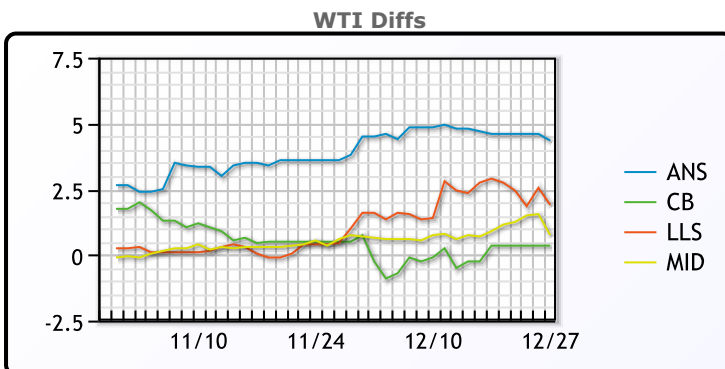
Oil prices rose today after the holidays, along with other financial markets as the market anticipates Omicron will be less disruptive than previous variants. Prices are now at their highest level since November, despite nat gas prices tumbling again in Europe. "Though Omicron is spreading faster than any COVID-19 variant yet, relatively relieving news is that most people infected with Omicron are showing mild symptoms, at least so far," said Leona Liu, analyst at Singapore-based DailyFX. Talks are set to resume today between Iran and world powers, and so far Iran has demanded unfettered access to crude exporting and associated revenues. OPEC+ is set to meet next week regarding February output, and the group is expected to proceed as planned. WTI traded up \$1.78 or 1.42% to close at \$75.57. Brent traded up \$2.85 or 3.74% to close at \$78.99.

Crude & Product Markets

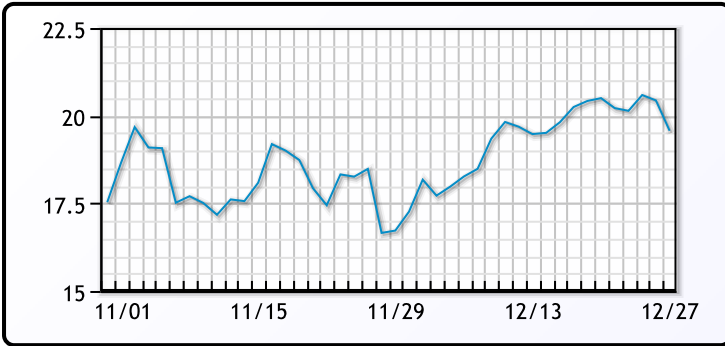


CRUDE			
	Last	Week Ago	Month Ago
ANS	79.92	72.83	81.99
BLS	75.92	68.58	78.89
LLS	77.47	70.98	78.84
Mid	76.32	69.38	78.99
WTI	75.57	68.23	78.39

PRODUCTS			
	Last	Week Ago	Month Ago
Gulf RBOB	218.26	202.73	222.59
Gulf ULSD	229.04	212.98	231.32
NYH RBOB	223.39	211	236.97
NYH ULSD	235.6	217.43	238.3
USGC 3%	67.63	60.38	66.38



3-2-1 Crack



Gulf 3-2-1 Crack



NGLs

MB

	Last	Week Ago	Month Ago
Butane	132.25	125.13	144.5
IsoButane	132	122.5	143
Natural Gasoline	181.5	164.75	183.63
Propane	107.75	96.38	121.5

CONWAY

	Last	Week Ago	Month Ago
Butane	137	128	145
IsoButane	143	142.5	147
Natural Gasoline	174	159.25	180
Propane	107.87	97.13	121

MB NON

	Last	Week Ago	Month Ago
Butane	130	122	143.38
IsoButane	129.75	122.5	139
Natural Gasoline	184.75	165	183.25
Propane	107.5	95.88	121.5

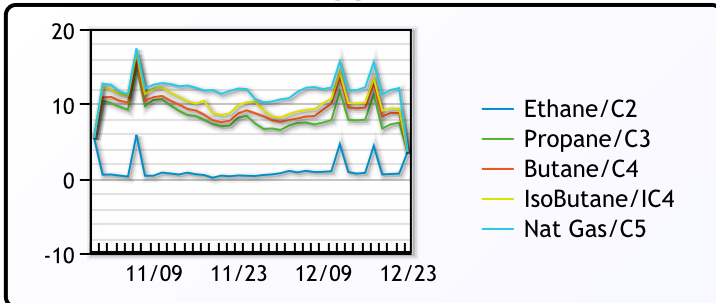
EDMONTON

	Last	Week Ago	Month Ago
Propane	90.88	81.13	106

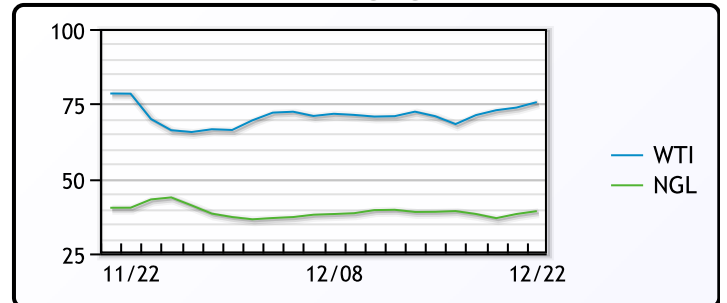
SARNIA

	Last	Week Ago	Month Ago
Propane	132.5	131.25	140.25

FRAC SPREAD



WTI vs NGL



FX

	Last	Change
CAD	1.2784	-0.0005
DXY	96.084	0.065
Gold	1812.11	-0.02

RATES

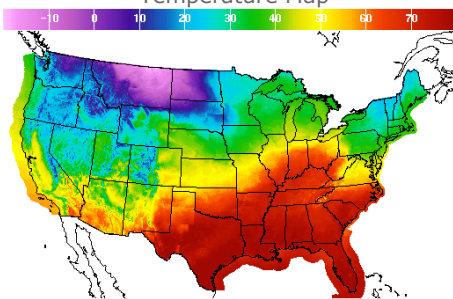
	Last	Change
US 2yr	0.6987	0.0106
US 10yr	1.4756	-0.0171
CAN 10yr	1.464	0

EQUITIES

	Last	Change
Nasdaq	15871.26	217.89
TSX	1288.539	-0.274
S&P 500	4791.19	65.4

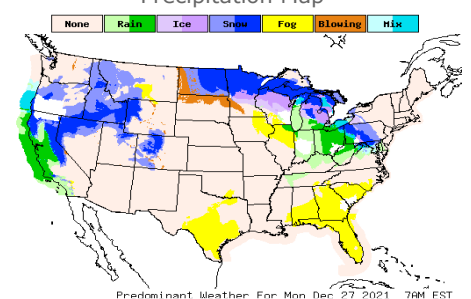
Weather Data

Temperature Map



City	HIGH °F	LOW °F
Calgary	-15	-27
Conway	20	-8
Cushing	66	49
Denver	44	29
Houston	78	67
Mont Belvieu	75	67
Sarnia	37	30
Williston	7	-14

Precipitation Map



This report has been prepared by PFL Petroleum Limited personnel for your information only and the views expressed are intended to provide market commentary and are not recommendations. This report is not an offer to sell or a solicitation of any offer to buy any security. The information contained herein has been compiled by PFL from sources believed to be reliable, but no representation or warranty, express or implied, is made by PFL Petroleum Limited, its affiliates or any other person as to its accuracy, completeness or correctness. Copyright 2017 PFL Petroleum Limited. All Rights Reserved