



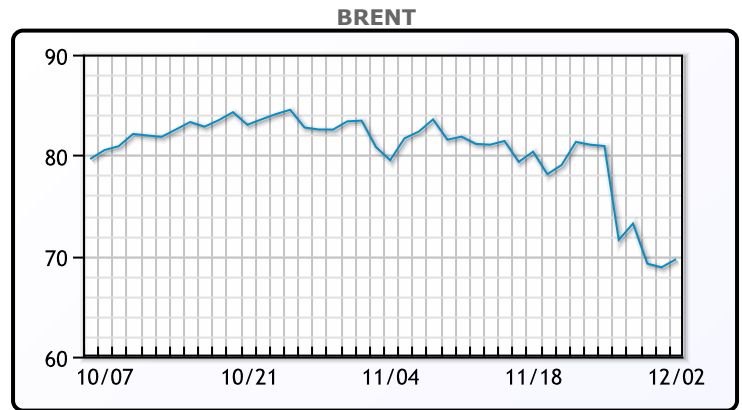
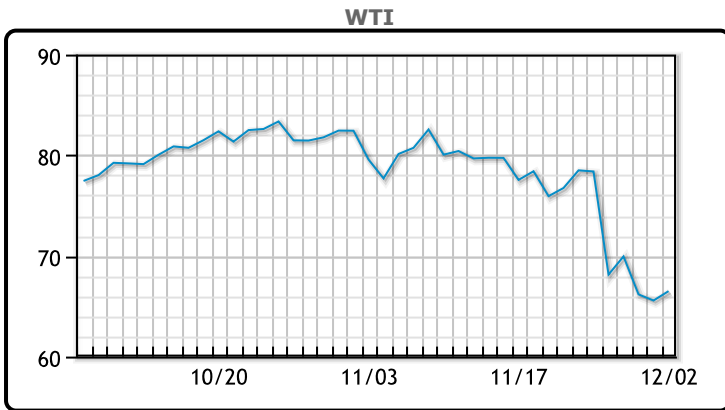
MARKET DAILY

<https://www.pflpetroleum.com>
 1865 Veterans Park Dr. Suite 303
 Naples, Florida 34109
 Phone: 239-390-2885
 Fax: 239-949-0611
 Dec 2, 2021 6:15 PM

Major Energy Futures		
	Settle	Change
Brent	69.67	0.8
Gas Oil	609.75	16.25
Natural Gas	4.056	-0.309
RBOB	196.77	1.1
ULSD	210.34	1.68
WTI	66.5	0.93

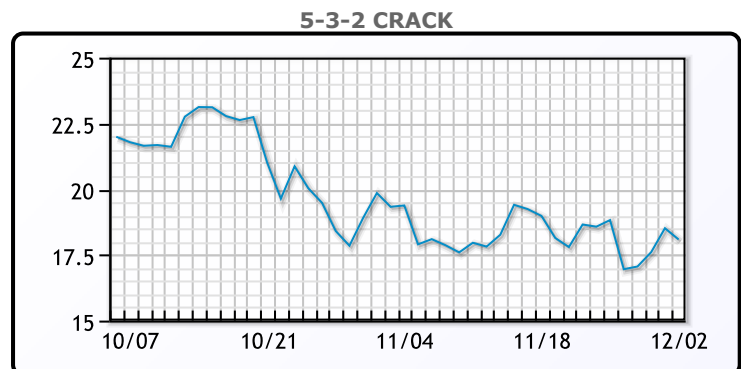
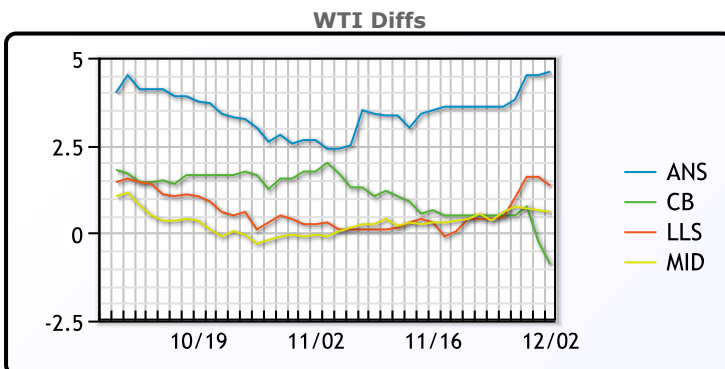
Market Commentary
 Oil ended the day higher today after another choppy session. Prices had initially traded down on news that OPEC+ intended to stick with its production increase of 400K/bpd in January. A lot of speculative long positions have been closed out over the last few days but momentum may start to turn back in the other direction when the computers get back in. "I think the OPEC decision is sending a signal of confidence that they believe the price action recently has been overdone," said Phil Flynn, senior analyst at Price Futures Group. WTI traded up \$.93 or 1.42% to close at \$66.50. Brent traded up \$.80 or 1.16% to close at \$69.67.

Crude & Product Markets



CRUDE	Last	Week Ago	Month Ago
ANS	71.1	81.99	86.31
BLS	65.6	78.89	85.61
LLS	67.85	78.84	84.01
Mid	67.1	78.99	83.96
WTI	66.5	78.39	83.91

PRODUCTS	Last	Week Ago	Month Ago
Gulf RBOB	193.9	222.59	243.26
Gulf ULSD	205.46	231.32	245.07
NYH RBOB	201.02	236.97	253.51
NYH ULSD	210.46	238.3	251.69
USGC 3%	57.63	66.38	70.13



3-2-1 Crack



Gulf 3-2-1 Crack



NGLs

MB

	Last	Week Ago	Month Ago
Butane	116.5	145.25	166.25
IsoButane	115.5	143.25	162.75
Natural Gasoline	159.25	183.63	194.25
Propane	96	121	141

CONWAY

	Last	Week Ago	Month Ago
Butane	123	147	166
IsoButane	130	154	170
Natural Gasoline	155	181.25	191
Propane	96	121.25	141

MB NON

	Last	Week Ago	Month Ago
Butane	115.5	143.25	162.25
IsoButane	115.5	143.25	162.75
Natural Gasoline	159.5	183.75	193.75
Propane	96.25	121.5	140.88

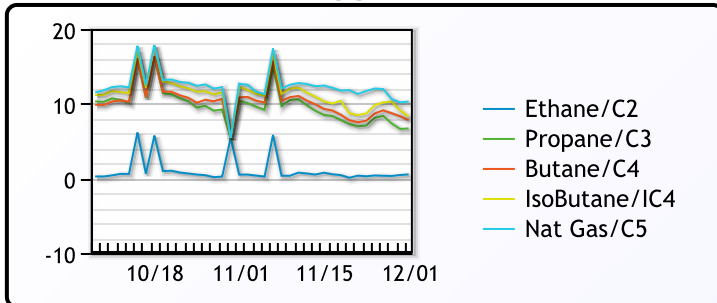
EDMONTON

	Last	Week Ago	Month Ago
Propane	79	106	127.25

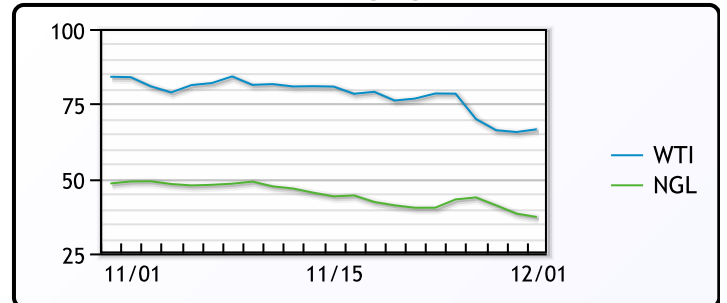
SARNIA

	Last	Week Ago	Month Ago
Propane	125.75	140.25	150.25

FRAC SPREAD



WTI vs NGL



FX

	Last	Change
CAD	1.2811	0.0001
DXY	96.127	0.09899
Gold	1769.75	1.01

RATES

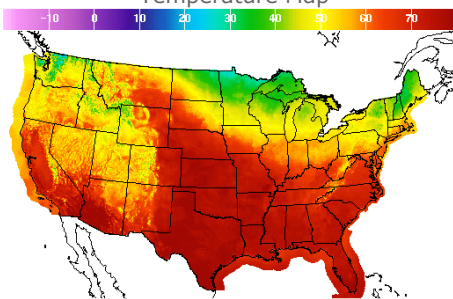
	Last	Change
US 2yr	0.6126	0.0613
US 10yr	1.4443	0.0406
CAN 10yr	1.507	0.011

EQUITIES

	Last	Change
Nasdaq	15381.32	127.27
TSX	1257.813	18.486
S&P 500	4577.1	64.06

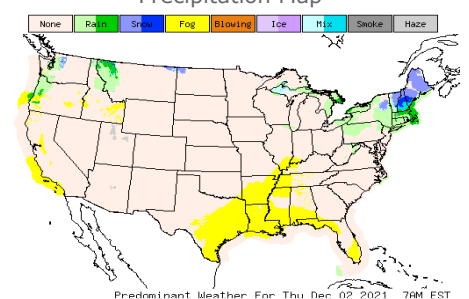
Weather Data

Temperature Map



City	HIGH °F	LOW °F
Calgary	33	23
Conway	36	26
Cushing	74	52
Denver	65	49
Houston	75	61
Mont Belvieu	71	59
Sarnia	47	34
Williston	44	35

Precipitation Map



This report has been prepared by PFL Petroleum Limited personnel for your information only and the views expressed are intended to provide market commentary and are not recommendations. This report is not an offer to sell or a solicitation of any offer to buy any security. The information contained herein has been compiled by PFL from sources believed to be reliable, but no representation or warranty, express or implied, is made by PFL Petroleum Limited, its affiliates or any other person as to its accuracy, completeness or correctness. Copyright 2017 PFL Petroleum Limited. All Rights Reserved