



MARKET DAILY

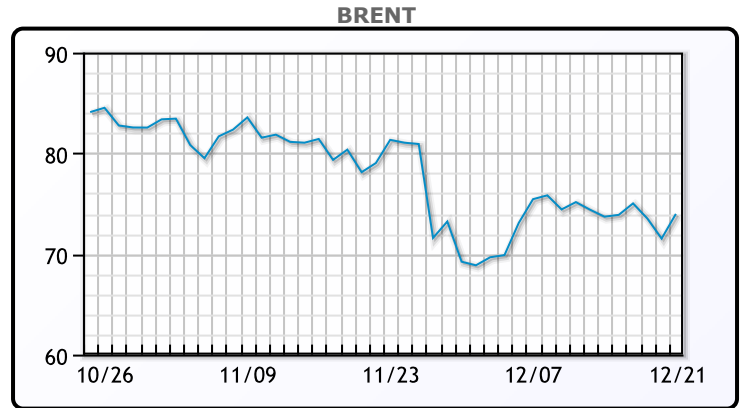
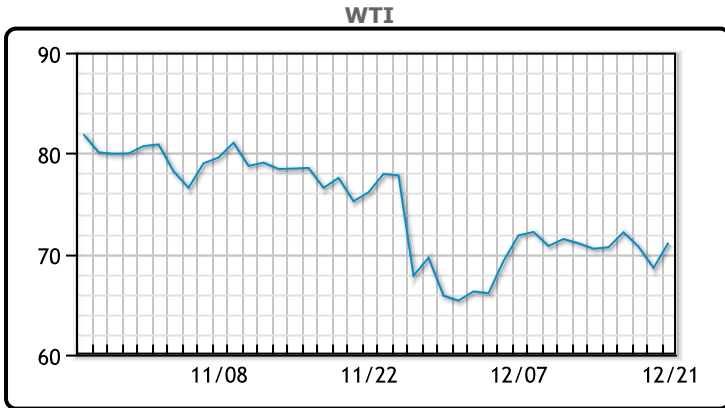
<https://www.pflpetroleum.com>
 1865 Veterans Park Dr. Suite 303
 Naples, Florida 34109
 Phone: 239-390-2885
 Fax: 239-949-0611
 Dec 21, 2021 7:48 PM

Major Energy Futures		
	Settle	Change
Brent	73.98	2.46
Gas Oil	639.25	-35.25
Natural Gas	3.869	0.035
RBOB	215.22	6.22
ULSD	225.78	8.48
WTI	71.12	2.51

Market Commentary

Oil prices rose today, gaining back yesterday's losses. Markets remain wary of this new virus strain but today was a day of renewed risk appetite. "This is a pragmatic market that wants to be bullish but knows relief rallies, like the one this morning, will not last," said Tamas Varga, oil analyst at London brokerage PVM Oil Associates. Countries across the world continue to pursue lockdown measures which is a negative for oil demand. Tomorrow's EIA report will be a good indication of where prices will trade over the holidays. WTI traded up \$2.51 or 3.66% to close at \$71.12.

Crude & Product Markets

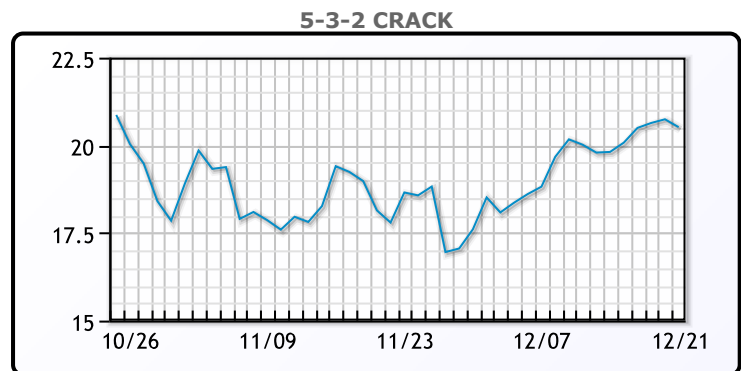
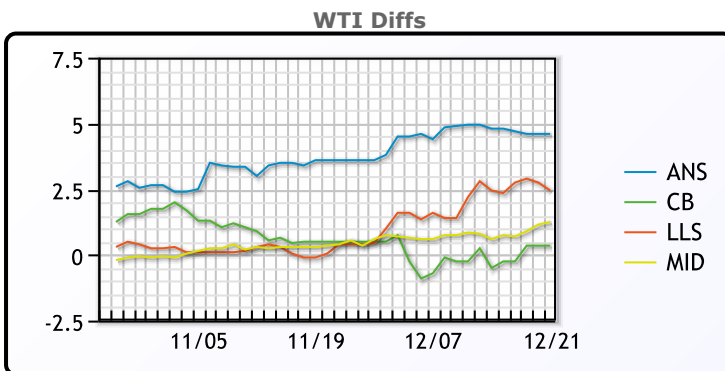


CRUDE

	Last	Week Ago	Month Ago
ANS	75.82	75.53	79.7
BLS	71.57	70.23	76.6
LLS	73.67	73.18	76.5
Mid	72.47	71.33	76.5
WTI	71.22	70.73	76.1

PRODUCTS

	Last	Week Ago	Month Ago
Gulf RBOB	209.09	202.96	210.19
Gulf ULSD	220.28	215.44	222.76
NYH RBOB	217.22	214.96	229.44
NYH ULSD	225.9	221.69	229.84
USGC 3%	62.63	62.63	64.63



3-2-1 Crack



Gulf 3-2-1 Crack



NGLs

MB

	Last	Week Ago	Month Ago
Butane	130	135	127.75
IsoButane	125.25	129.75	126.5
Natural Gasoline	170.75	168	176.25
Propane	101.38	104.88	108.38

CONWAY

	Last	Week Ago	Month Ago
Butane	129.25	135	131.25
IsoButane	143.5	148	138
Natural Gasoline	164.25	160	171
Propane	101.5	103	108

MB NON

	Last	Week Ago	Month Ago
Butane	125	130	125.38
IsoButane	125.25	129.75	126.5
Natural Gasoline	171	168.5	175.5
Propane	100.88	104.63	108.25

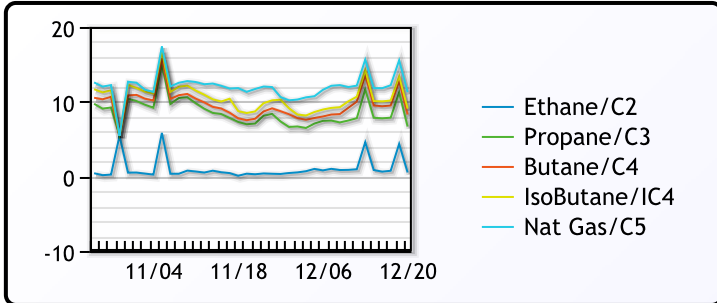
EDMONTON

	Last	Week Ago	Month Ago
Propane	85.5	86.5	93

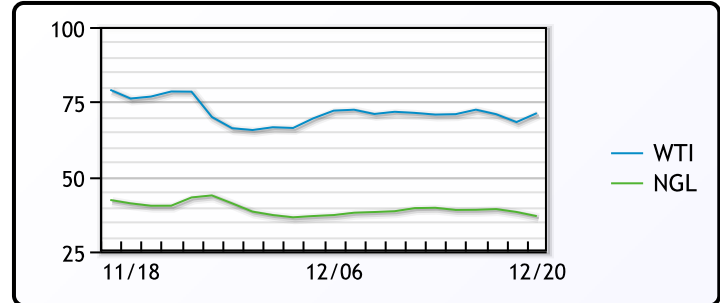
SARNIA

	Last	Week Ago	Month Ago
Propane	126	130.25	129.25

FRAC SPREAD



WTI vs NGL



FX

	Last	Change
CAD	1.292	0.0006
DXY	96.491	-0.06
Gold	1790.59	1.32

RATES

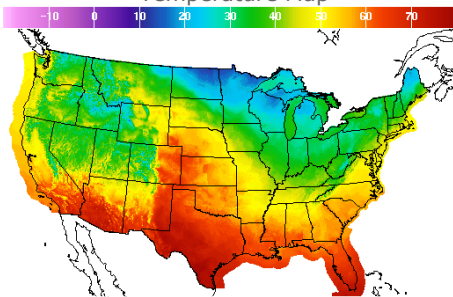
	Last	Change
US 2yr	0.6522	-0.0143
US 10yr	1.4498	-0.0119
CAN 10yr	1.441	0.049

EQUITIES

	Last	Change
Nasdaq	15341.09	360.15
TSX	1270.452	22.112
S&P 500	4649.23	81.21

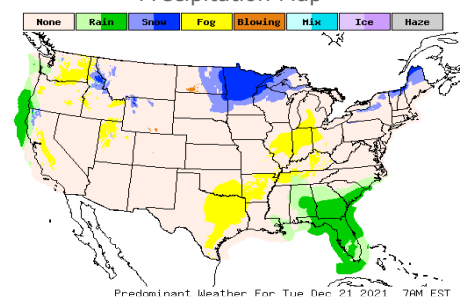
Weather Data

Temperature Map



City	HIGH °F	LOW °F
Calgary	27	0
Conway	8	0
Cushing	59	33
Denver	54	39
Houston	61	47
Mont Belvieu	57	40
Sarnia	36	26
Williston	13	-6

Precipitation Map



This report has been prepared by PFL Petroleum Limited personnel for your information only and the views expressed are intended to provide market commentary and are not recommendations. This report is not an offer to sell or a solicitation of any offer to buy any security. The information contained herein has been compiled by PFL from sources believed to be reliable, but no representation or warranty, express or implied, is made by PFL Petroleum Limited, its affiliates or any other person as to its accuracy, completeness or correctness. Copyright 2017 PFL Petroleum Limited. All Rights Reserved