



# MARKET DAILY

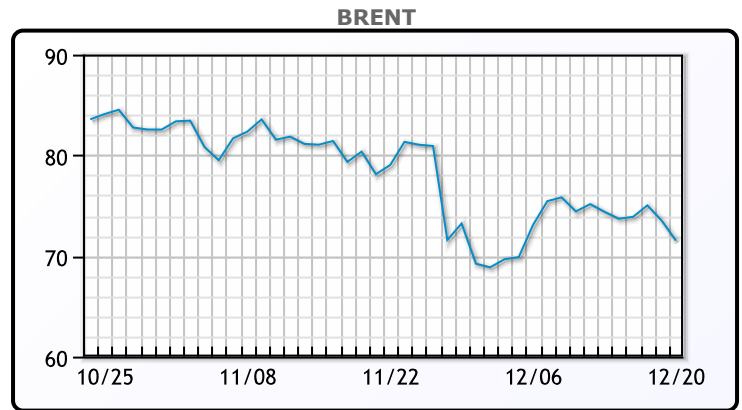
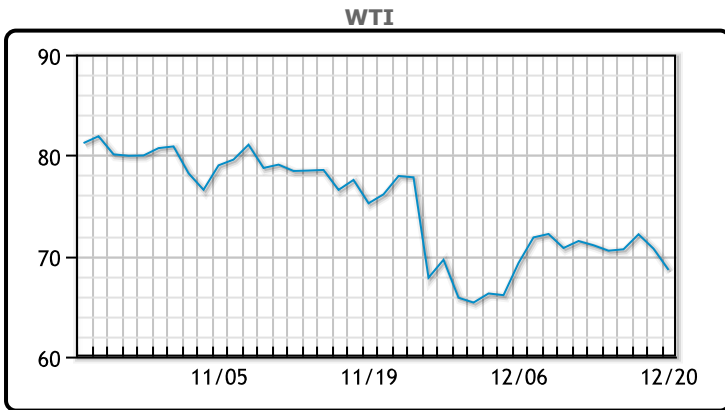
<https://www.pflpetroleum.com>  
 1865 Veterans Park Dr. Suite 303  
 Naples, Florida 34109  
 Phone: 239-390-2885  
 Fax: 239-949-0611  
 Dec 20, 2021 7:13 PM

Major Energy Futures		
	Settle	Change
Brent	71.52	0
Gas Oil	606.25	-11.5
Natural Gas	3.834	0.144
RBOB	209	-3.17
ULSD	217.3	-4.69
WTI	68.61	0

**Market Commentary**

Oil and financial markets were hit hard today in another risk off day brought on by fears of new lockdowns globally. Both contracts had traded lower but pared losses later in the session. The Netherlands was just the next country on the list to initiate lockdown measures and other European countries are not far behind. "This is a knee-jerk reaction to the proliferation of the virus and the fear that lockdowns can rapidly spread," said Andrew Lipow of Lipow Oil Associates in Houston. Natural gas prices in Europe are jumping again causing prices across Western Europe to spike. WTI traded down \$2.11 or -2.98% to close at \$68.61. Brent traded down \$2 or -2.72% to close at \$71.52.

## Crude & Product Markets

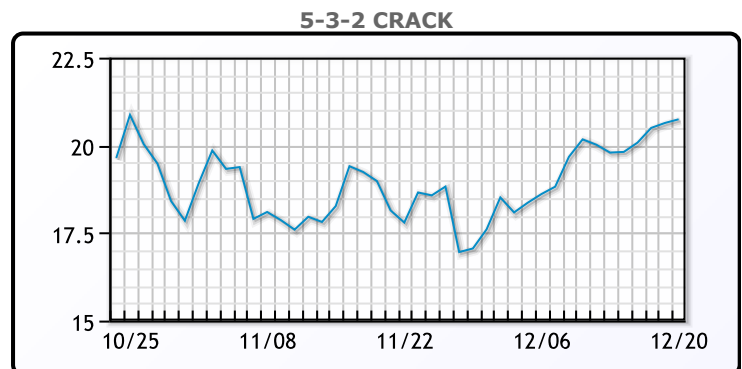
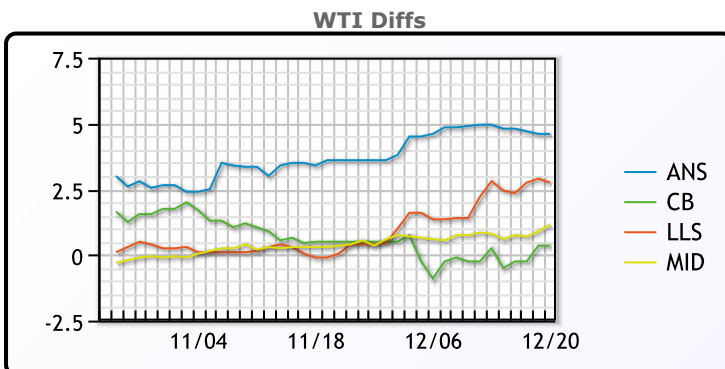


**CRUDE**

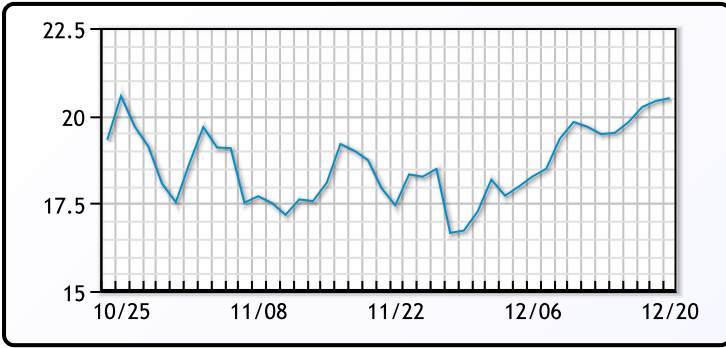
	Last	Week Ago	Month Ago
ANS	72.83	76.24	79.7
BLS	68.58	71.54	76.6
LLS	70.98	74.09	76.5
Mid	69.38	72.09	76.5
WTI	68.23	71.29	76.1

**PRODUCTS**

	Last	Week Ago	Month Ago
Gulf RBOB	202.73	204.03	210.19
Gulf ULSD	212.98	217.41	222.76
NYH RBOB	211	215.7	229.44
NYH ULSD	217.43	223.21	229.84
USGC 3%	60.38	62.38	64.63



**3-2-1 Crack**



**Gulf 3-2-1 Crack**



**NGLs**

**MB**

	Last	Week Ago	Month Ago
Butane	125.13	139.25	127.75
IsoButane	122.5	134.25	126.5
Natural Gasoline	164.75	170	176.25
Propane	96.38	106.25	108.38

**CONWAY**

	Last	Week Ago	Month Ago
Butane	128	140.75	131.25
IsoButane	142.5	155	138
Natural Gasoline	159.25	165.88	171
Propane	97.13	106.88	108

**MB NON**

	Last	Week Ago	Month Ago
Butane	122	134.25	125.38
IsoButane	122.5	134.25	126.5
Natural Gasoline	165	169.75	175.5
Propane	95.88	106.25	108.25

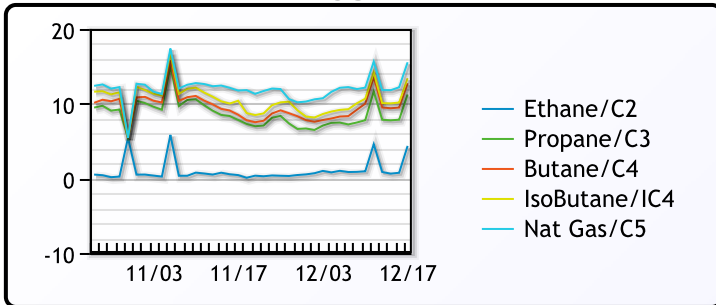
**EDMONTON**

	Last	Week Ago	Month Ago
Propane	81.13	90.38	93

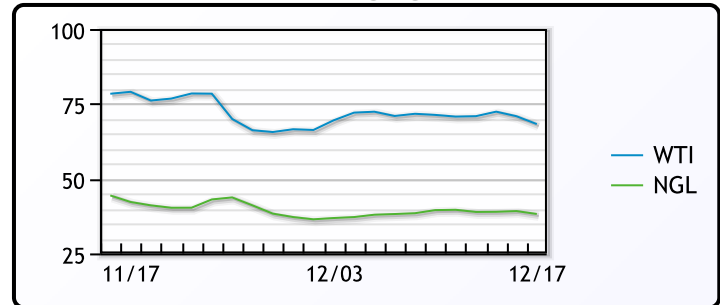
**SARNIA**

	Last	Week Ago	Month Ago
Propane	131.25	130.25	129.25

**FRAC SPREAD**



**WTI vs NGL**



**FX**

	Last	Change
CAD	1.2935	-0.0005
DXY	96.551	-0.014
Gold	1791.45	0.52

**RATES**

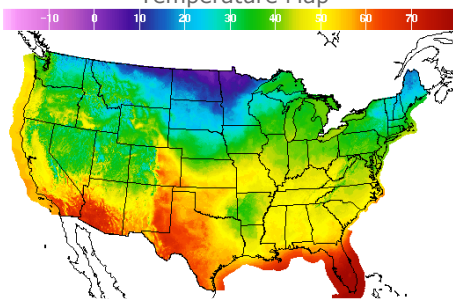
	Last	Change
US 2yr	0.6277	-0.004
US 10yr	1.4174	-0.0051
CAN 10yr	1.392	0.069

**EQUITIES**

	Last	Change
Nasdaq	14980.94	-188.74
TSX	1248.34	-11.049
S&P 500	4568.02	-52.62

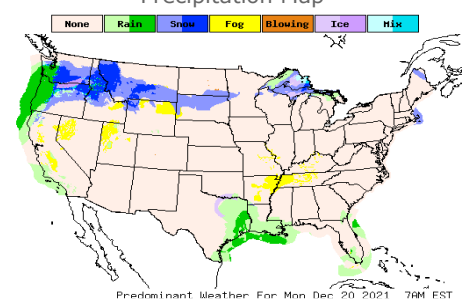
**Weather Data**

**Temperature Map**



City	HIGH °F	LOW °F
Calgary	7	-5
Conway	8	0
Cushing	51	32
Denver	54	37
Houston	56	48
Mont Belvieu	53	44
Sarnia	35	23
Williston	12	-3

**Precipitation Map**



This report has been prepared by PFL Petroleum Limited personnel for your information only and the views expressed are intended to provide market commentary and are not recommendations. This report is not an offer to sell or a solicitation of any offer to buy any security. The information contained herein has been compiled by PFL from sources believed to be reliable, but no representation or warranty, express or implied, is made by PFL Petroleum Limited, its affiliates or any other person as to its accuracy, completeness or correctness. Copyright 2017 PFL Petroleum Limited. All Rights Reserved