



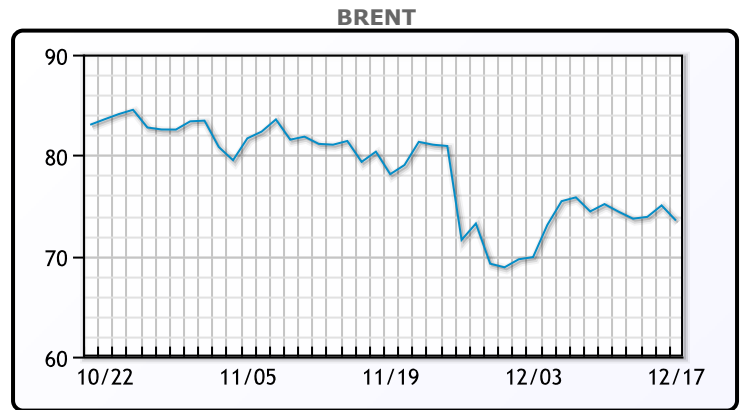
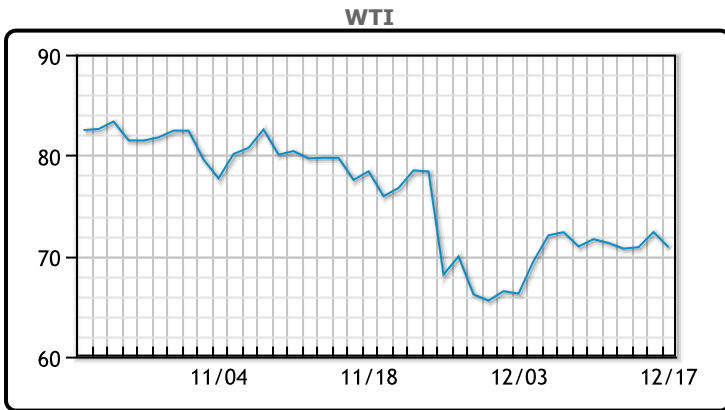
# MARKET DAILY

<https://www.pflpetroleum.com>  
 1865 Veterans Park Dr. Suite 303  
 Naples, Florida 34109  
 Phone: 239-390-2885  
 Fax: 239-949-0611  
 Dec 17, 2021 7:37 PM

Major Energy Futures		
	Settle	Change
Brent	73.52	-1.5
Gas Oil	641.5	17.5
Natural Gas	3.69	-0.036
RBOB	212.17	5.03
ULSD	221.99	4.59
WTI	70.86	-1.52

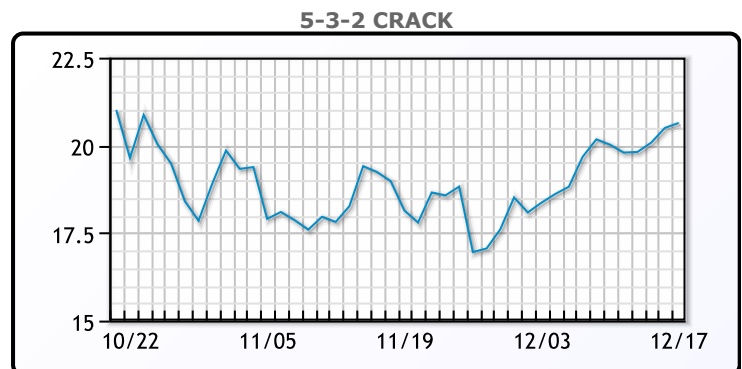
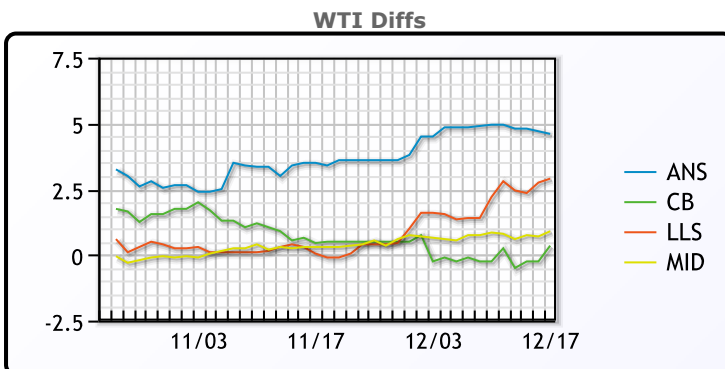
**Market Commentary**  
 Oil and nat gas prices fell today, as Covid market jitters hurt financial markets across the board. Countries are proposing new restrictions as cases rise which is having a negative effect on. "There are concerns about COVID that won't go away, and the perception that could weigh on demand is putting pressure on the market," said Bob Yawger, director of energy futures at Mizuho in New York. Goldman said today that they still expect oil consumption to hit record highs in 2022 and 2023 despite the Omicron variant. WTI traded down \$1.52 or 2.10% to close at \$70.86. Brent traded down \$1.50 or -2% to close at \$73.52.

## Crude & Product Markets



CRUDE			
	Last	Week Ago	Month Ago
ANS	75.46	76.62	81.96
BLS	71.21	71.42	78.86
LLS	73.76	73.87	78.26
Mid	71.76	72.52	78.66
WTI	70.86	71.67	78.36

PRODUCTS			
	Last	Week Ago	Month Ago
Gulf RBOB	204.67	207.22	216.53
Gulf ULSD	215.74	219.54	230.19
NYH RBOB	215.04	218.47	237.28
NYH ULSD	221.94	225.29	236.94
USGC 3%	62.88	62.63	65.63



**3-2-1 Crack**



**Gulf 3-2-1 Crack**



**NGLs**

**MB**

	Last	Week Ago	Month Ago
Butane	131	140.25	136.88
IsoButane	126.75	135.25	143.5
Natural Gasoline	169	171.5	179.75
Propane	102.5	104.25	115

**CONWAY**

	Last	Week Ago	Month Ago
Butane	132	141	141
IsoButane	146	156	147.5
Natural Gasoline	163.5	168.5	174
Propane	102.88	104.88	116.25

**MB NON**

	Last	Week Ago	Month Ago
Butane	126.25	135.25	134.38
IsoButane	126.75	135.25	143.5
Natural Gasoline	170	171.25	179
Propane	102	104.25	115

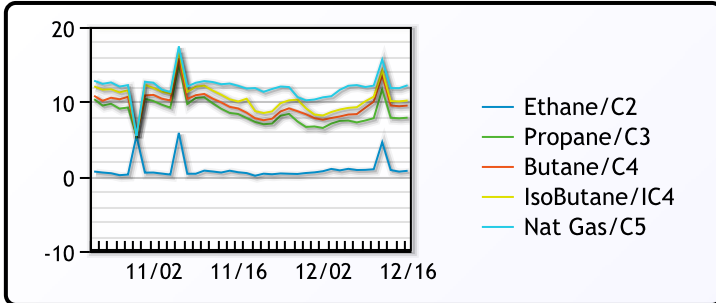
**EDMONTON**

	Last	Week Ago	Month Ago
Propane	86.88	88.88	101.25

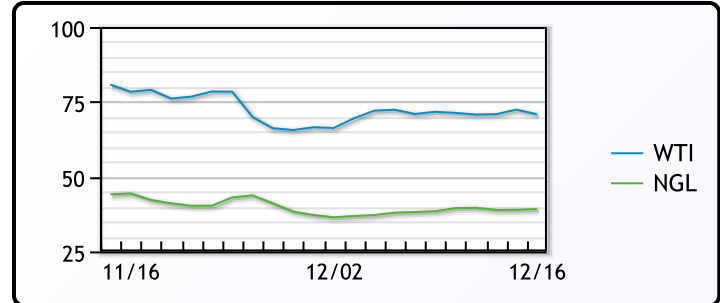
**SARNIA**

	Last	Week Ago	Month Ago
Propane	131.25	130.25	139.25

**FRAC SPREAD**



**WTI vs NGL**



**FX**

	Last	Change
CAD	1.2889	0.0114
DXY	96.565	0.52299
Gold	1798.11	-1.24

**RATES**

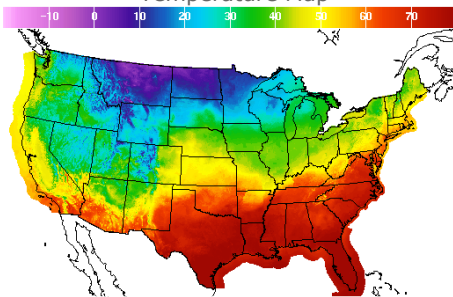
	Last	Change
US 2yr	0.6376	0.0248
US 10yr	1.4021	-0.0085
CAN 10yr	1.323	-0.017

**EQUITIES**

	Last	Change
Nasdaq	15169.68	-10.75
TSX	1259.389	-1.319
S&P 500	4620.64	-48.03

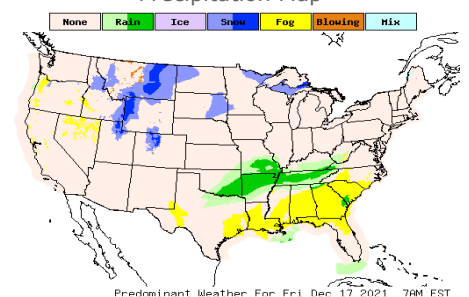
**Weather Data**

**Temperature Map**



City	HIGH °F	LOW °F
Calgary	3	-13
Conway	8	3
Cushing	58	44
Denver	41	32
Houston	79	69
Mont Belvieu	75	66
Sarnia	38	32
Williston	11	-5

**Precipitation Map**



This report has been prepared by PFL Petroleum Limited personnel for your information only and the views expressed are intended to provide market commentary and are not recommendations. This report is not an offer to sell or a solicitation of any offer to buy any security. The information contained herein has been compiled by PFL from sources believed to be reliable, but no representation or warranty, express or implied, is made by PFL Petroleum Limited, its affiliates or any other person as to its accuracy, completeness or correctness. Copyright 2017 PFL Petroleum Limited. All Rights Reserved