



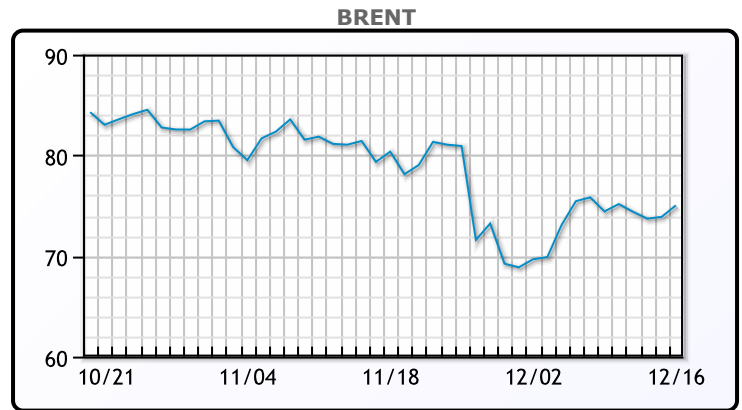
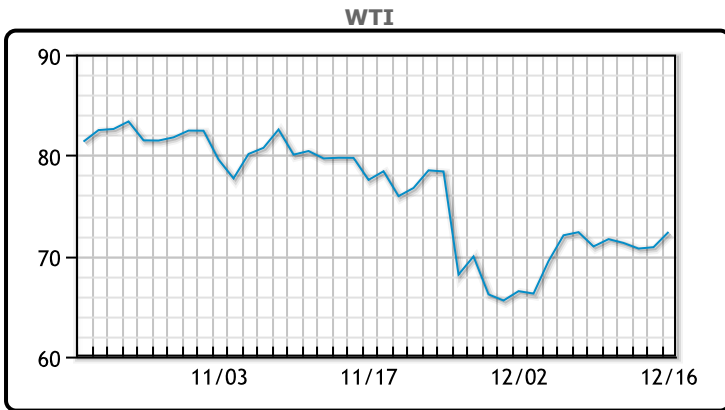
MARKET DAILY

<https://www.pflpetroleum.com>
 1865 Veterans Park Dr. Suite 303
 Naples, Florida 34109
 Phone: 239-390-2885
 Fax: 239-949-0611
 Dec 16, 2021 6:54 PM

Major Energy Futures		
	Settle	Change
Brent	75.02	1.14
Gas Oil	653	-6.75
Natural Gas	3.766	-0.036
RBOB	217.78	5.03
ULSD	226.63	4.59
WTI	72.38	1.51

Market Commentary
 Oil prices rose today, coming off of yesterday's bullish inventory report as the market tries to wrap its head around the Fed's next move. On the one hand, the Fed provided an upbeat economic outlook, and provided guidance on what the market can expect. On the other, they are going to taper off monetary stimulus that has been in place since the pandemic. "Although the Fed's announcement triggered a jump in both oil and equity prices, the withdrawal of economic support together with the Omicron crisis are the two major headwinds the oil market is currently facing," said Tamas Varga of oil broker PVM. Saudi crude exports have risen for 6 straight months and are now at the highest since April 2020. WTI traded up \$1.51 or 2.13% to close at \$72.38. Brent traded up \$1.14 or 1.54% to close at \$75.02.

Crude & Product Markets

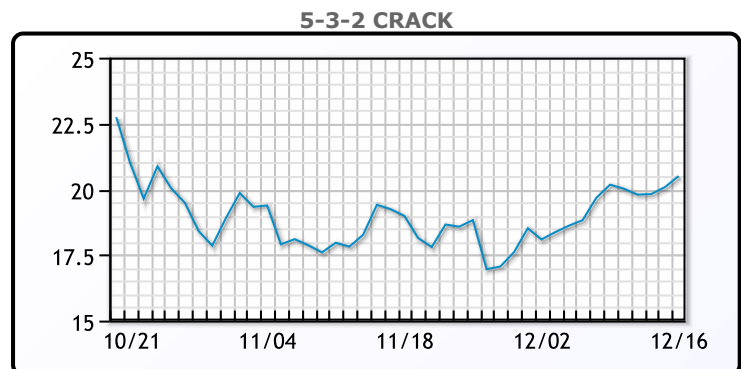
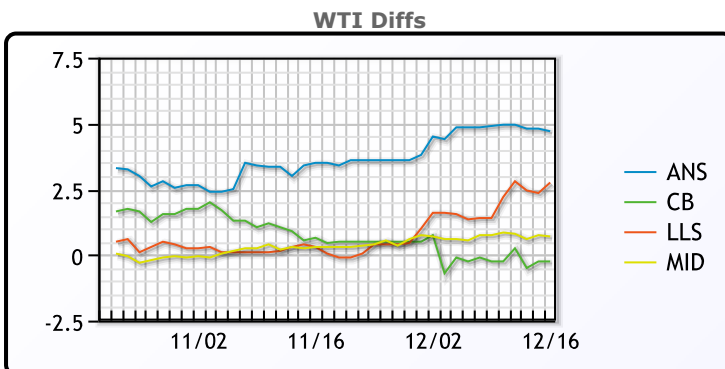


CRUDE

	Last	Week Ago	Month Ago
ANS	77.08	75.84	84.16
BLS	72.13	70.69	81.26
LLS	75.13	72.34	80.66
Mid	73.08	71.69	81.06
WTI	72.38	70.94	80.76

PRODUCTS

	Last	Week Ago	Month Ago
Gulf RBOB	209.78	206.69	221.97
Gulf ULSD	219.88	219.28	236.72
NYH RBOB	220.41	217.09	246.47
NYH ULSD	226.58	225.03	243.59
USGC 3%	64.13	61.63	67.13



3-2-1 Crack



Gulf 3-2-1 Crack



NGLs

MB

	Last	Week Ago	Month Ago
Butane	134.25	132	144.75
IsoButane	130.25	129	142.75
Natural Gasoline	172.5	169.75	186.75
Propane	105.5	101.5	122

CONWAY

	Last	Week Ago	Month Ago
Butane	135.75	135	148
IsoButane	149	145	152
Natural Gasoline	165.5	166	185.75
Propane	105.75	101.5	122.75

MB NON

	Last	Week Ago	Month Ago
Butane	130.25	129	142.75
IsoButane	130.25	129	142.75
Natural Gasoline	173.5	170.25	186
Propane	104.88	101.38	122

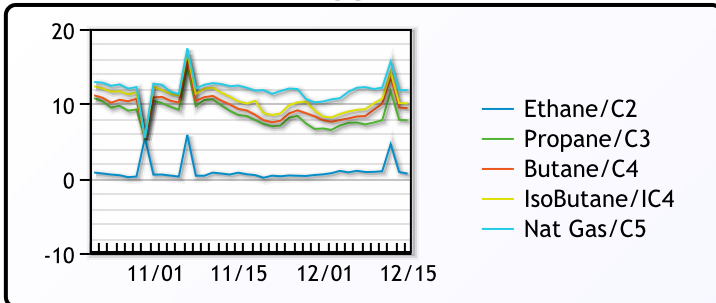
EDMONTON

	Last	Week Ago	Month Ago
Propane	89.5	85.25	106.5

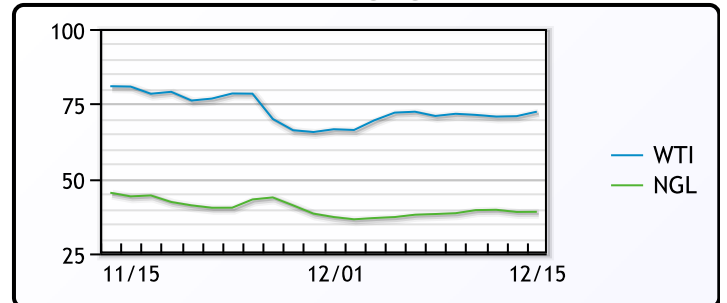
SARNIA

	Last	Week Ago	Month Ago
Propane	131.25	128	139.25

FRAC SPREAD



WTI vs NGL



FX

	Last	Change
CAD	1.2778	0.0003
DXY	95.993	-0.518
Gold	1798.58	-0.77

RATES

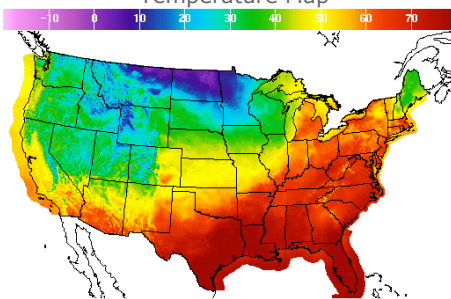
	Last	Change
US 2yr	0.6128	-0.0503
US 10yr	1.4106	-0.0459
CAN 10yr	1.34	-0.069

EQUITIES

	Last	Change
Nasdaq	15180.43	-385.15
TSX	1260.708	-2.472
S&P 500	4668.67	-41.18

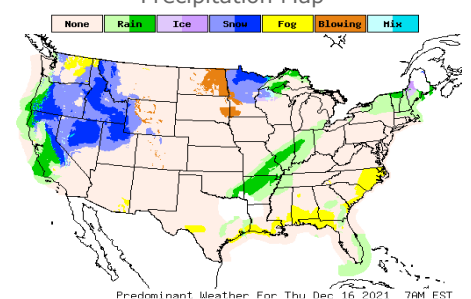
Weather Data

Temperature Map



City	HIGH °F	LOW °F
Calgary	7	-3
Conway	17	3
Cushing	67	41
Denver	48	31
Houston	79	68
Mont Belvieu	76	67
Sarnia	59	40
Williston	5	-4

Precipitation Map



This report has been prepared by PFL Petroleum Limited personnel for your information only and the views expressed are intended to provide market commentary and are not recommendations. This report is not an offer to sell or a solicitation of any offer to buy any security. The information contained herein has been compiled by PFL from sources believed to be reliable, but no representation or warranty, express or implied, is made by PFL Petroleum Limited, its affiliates or any other person as to its accuracy, completeness or correctness. Copyright 2017 PFL Petroleum Limited. All Rights Reserved