



MARKET DAILY

<https://www.pflpetroleum.com>
 1865 Veterans Park Dr. Suite 303
 Naples, Florida 34109
 Phone: 239-390-2885
 Fax: 239-949-0611
 Dec 15, 2021 6:15 PM

Major Energy Futures		
	Settle	Change
Brent	73.88	0.66
Gas Oil	635.5	-6.5
Natural Gas	3.802	-0.047
RBOB	212.75	-0.57
ULSD	222.04	-1.44
WTI	70.87	0.14

Market Commentary

Oil prices rose today, after reporting big draw downs in crude stocks and rising demand. The Federal Reserve announced today that they are speeding up the pace of their tapering on asset purchases and now sees 3 rate hikes next year instead of two. Crude stocks fell by 4.6MM/bbls last week and products supplied hit new records. "The EIA data was very strong across all elements, record implied oil demand, large draw of crude and oil products," said Giovanni Staunovo, commodity analyst at UBS. Gasoline inventories declined by 700K/bbls and distillate inventories decreased by 2.9MM/bbls. Airline spending has started to decline as of last week as consumers have started to alter their travel plans. WTI traded down \$.14 or .2% to close at \$70.87. Brent traded up \$.66 or .9% to close at \$74.36.

Crude & Product Markets

WTI



BRENT



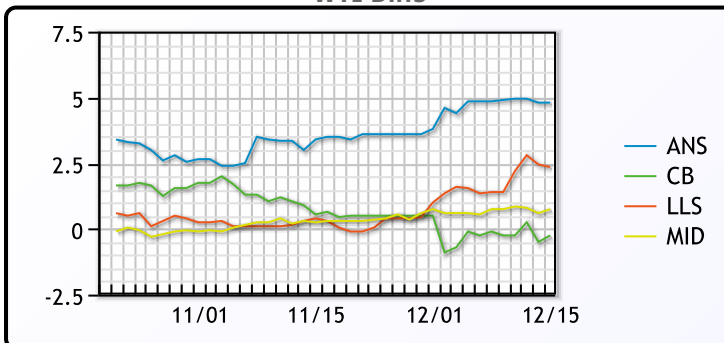
CRUDE

	Last	Week Ago	Month Ago
ANS	75.67	77.21	84.38
BLS	70.62	72.26	81.33
LLS	73.22	73.76	80.93
Mid	71.62	73.11	81.18
WTI	70.87	72.36	80.88

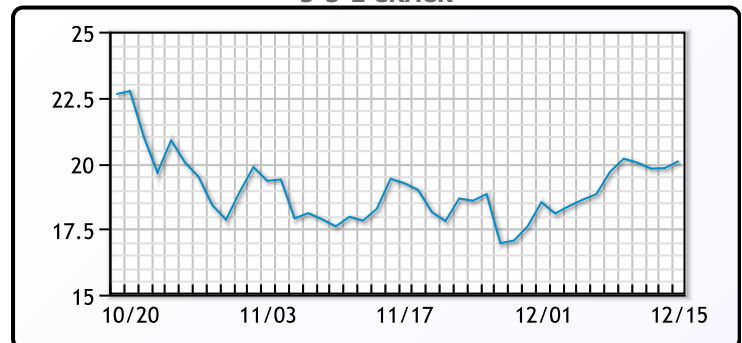
PRODUCTS

	Last	Week Ago	Month Ago
Gulf RBOB	205.62	210.85	222.13
Gulf ULSD	215.24	220.08	233.63
NYH RBOB	216.62	219.35	241.38
NYH ULSD	221.96	226.08	240.26
USGC 3%	63.38	62.88	66.88

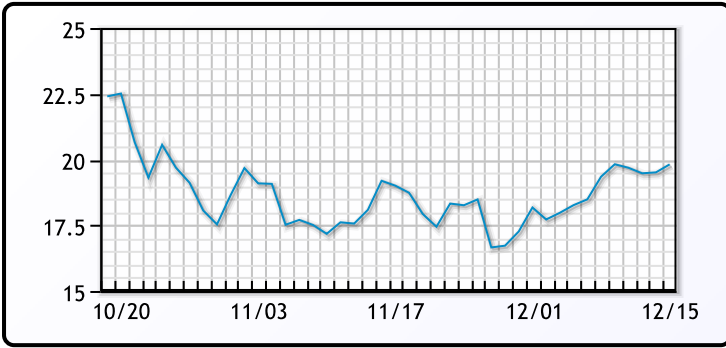
WTI Diffs



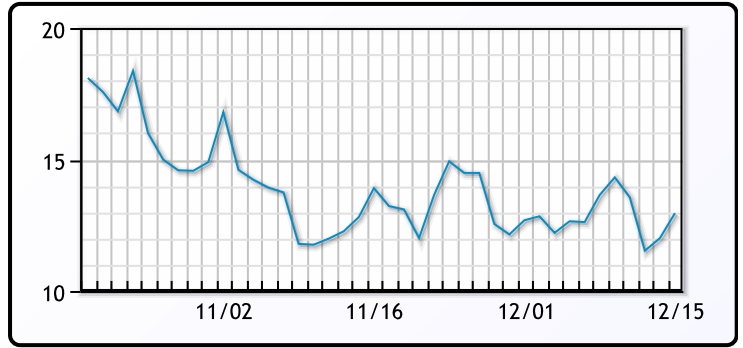
5-3-2 CRACK



3-2-1 Crack



Gulf 3-2-1 Crack



NGLs

MB

	Last	Week Ago	Month Ago
Butane	135.25	124.75	144.63
IsoButane	130.5	123.38	142.5
Natural Gasoline	169.25	174	186.75
Propane	105.25	100.5	120.88

CONWAY

	Last	Week Ago	Month Ago
Butane	134	129.63	148
IsoButane	149	141.25	152.5
Natural Gasoline	164	168.5	183
Propane	105.5	100.25	121.25

MB NON

	Last	Week Ago	Month Ago
Butane	130.5	122.75	142.5
IsoButane	130.5	123.38	142.5
Natural Gasoline	169.75	173.5	186
Propane	105	100.13	120.88

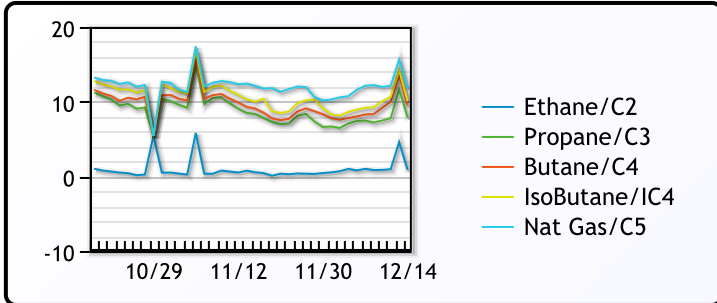
EDMONTON

	Last	Week Ago	Month Ago
Propane	89	84.25	106.25

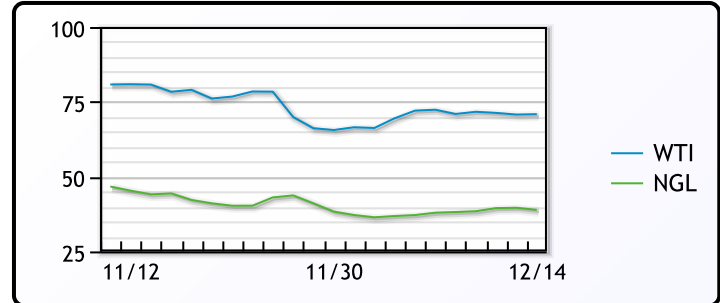
SARNIA

	Last	Week Ago	Month Ago
Propane	131.25	128	145.25

FRAC SPREAD



WTI vs NGL



FX

	Last	Change
CAD	1.2835	0.0001
DXY	96.338	-0.23301
Gold	1776.87	-0.05

RATES

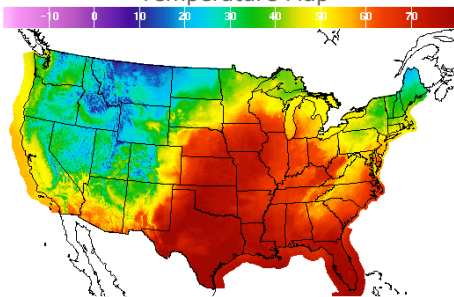
	Last	Change
US 2yr	0.6631	0.0063
US 10yr	1.4565	0.0154
CAN 10yr	1.409	-0.023

EQUITIES

	Last	Change
Nasdaq	15565.58	327.94
TSX	1263.18	7.837
S&P 500	4709.85	75.76

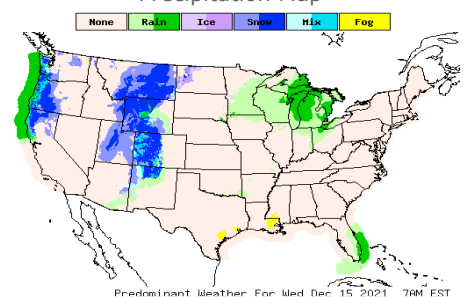
Weather Data

Temperature Map



City	HIGH °F	LOW °F
Calgary	6	-4
Conway	28	19
Cushing	76	64
Denver	50	34
Houston	80	68
Mont Belvieu	75	66
Sarnia	51	40
Williston	22	5

Precipitation Map



This report has been prepared by PFL Petroleum Limited personnel for your information only and the views expressed are intended to provide market commentary and are not recommendations. This report is not an offer to sell or a solicitation of any offer to buy any security. The information contained herein has been compiled by PFL from sources believed to be reliable, but no representation or warranty, express or implied, is made by PFL Petroleum Limited, its affiliates or any other person as to its accuracy, completeness or correctness. Copyright 2017 PFL Petroleum Limited. All Rights Reserved