



MARKET DAILY

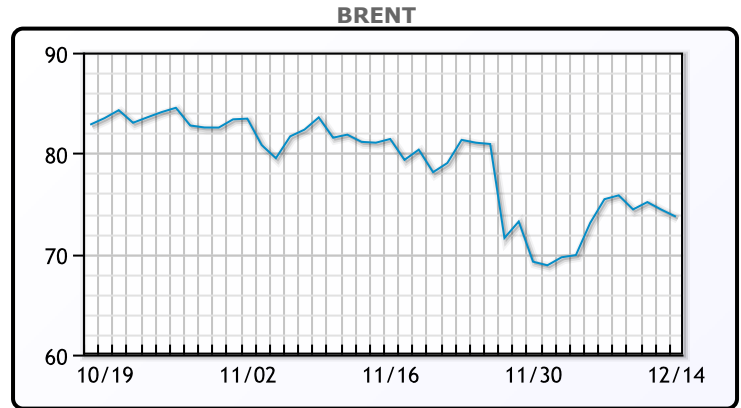
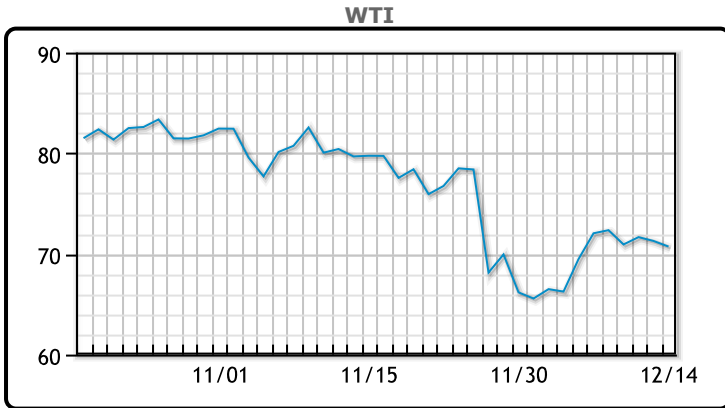
<https://www.pflpetroleum.com>
 1865 Veterans Park Dr. Suite 303
 Naples, Florida 34109
 Phone: 239-390-2885
 Fax: 239-949-0611
 Dec 14, 2021 9:51 PM

Major Energy Futures		
	Settle	Change
Brent	73.7	-0.69
Gas Oil	642.25	-6.5
Natural Gas	3.747	-0.047
RBOB	211.08	-0.57
ULSD	221.84	-1.44
WTI	70.73	-0.56

Market Commentary

Oil prices fell as the IEA stated that the global oil market has returned to a surplus as some countries tightened restrictions in an effort to get ahead of the omicron variant. Brent settled down 69 cents to settle at \$73.70 per barrel. WTI settled lower, down 56 cents to end the day at \$71.29 per barrel. As the markets work to understand the near-term effects of the newest variant, Brent's prompt spread flipped into contango for the first time since March, not including contract expiration days. OPEC reported Monday that it expects an increase in oil consumption during the first quarter of 2022, but still foresees a surplus.

Crude & Product Markets

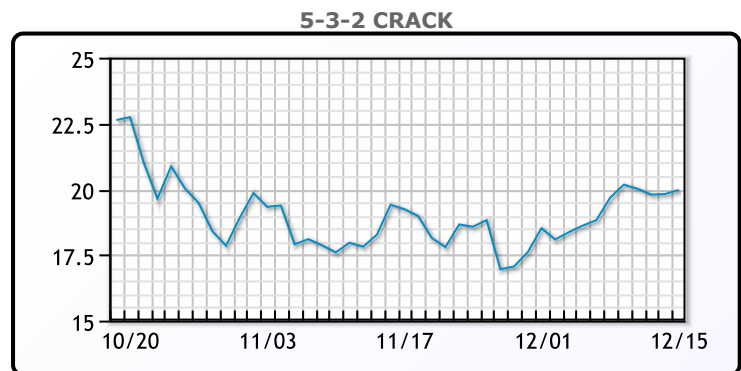
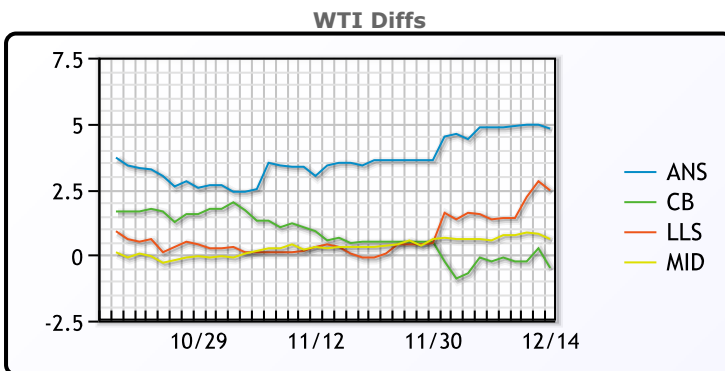


CRUDE

	Last	Week Ago	Month Ago
ANS	75.53	76.9	84.29
BLS	70.23	71.8	81.44
LLS	73.18	73.4	81.09
Mid	71.33	72.6	81.09
WTI	70.73	72.05	80.79

PRODUCTS

	Last	Week Ago	Month Ago
Gulf RBOB	202.96	207.12	222.01
Gulf ULSD	215.44	216.09	234.32
NYH RBOB	214.96	214.25	238.51
NYH ULSD	221.69	222.46	240.92
USGC 3%	62.63	62.38	66.88



3-2-1 Crack



Gulf 3-2-1 Crack



NGLs

MB

	Last	Week Ago	Month Ago
Butane	135	122.5	152
IsoButane	129.75	121	149.5
Natural Gasoline	168	171.25	187
Propane	104.88	101.25	127.13

CONWAY

	Last	Week Ago	Month Ago
Butane	135	129.25	153
IsoButane	148	131.5	157.5
Natural Gasoline	160	168.75	183.5
Propane	103	101.5	127.5

MB NON

	Last	Week Ago	Month Ago
Butane	130	120.25	149.5
IsoButane	129.75	120	149.25
Natural Gasoline	168.5	171.75	186
Propane	104.63	101	127.25

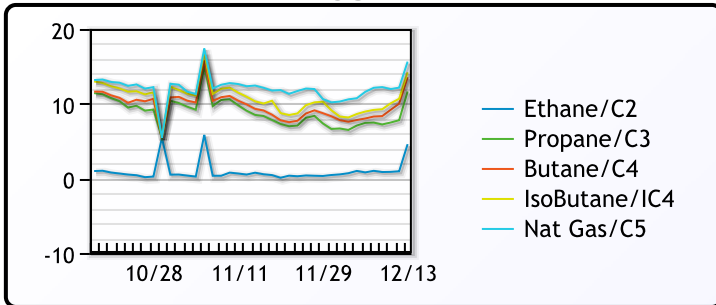
EDMONTON

	Last	Week Ago	Month Ago
Propane	86.5	84.5	114

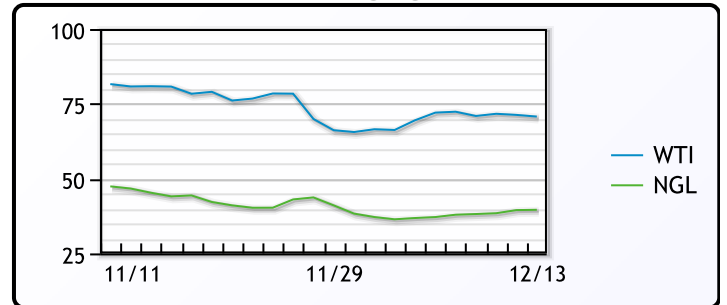
SARNIA

	Last	Week Ago	Month Ago
Propane	130.25	125.5	157.75

FRAC SPREAD



WTI vs NGL



FX

	Last	Change
CAD	1.2853	-0.0009
DXY	96.516	-0.05501
Gold	1772.48	1.63

RATES

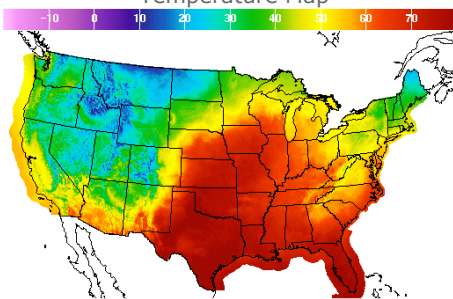
	Last	Change
US 2yr	0.6467	-0.0101
US 10yr	1.4326	-0.0085
CAN 10yr	1.432	0.037

EQUITIES

	Last	Change
Nasdaq	15237.64	-175.64
TSX	1255.343	-3.654
S&P 500	4634.09	-34.88

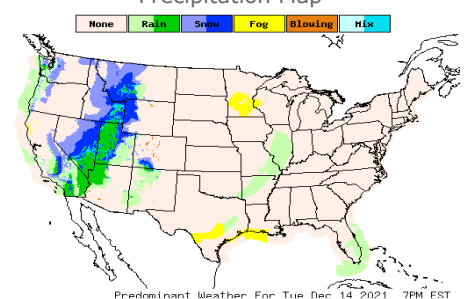
Weather Data

Temperature Map



City	HIGH °F	LOW °F
Calgary	8	0
Conway	34	24
Cushing	74	50
Denver	59	42
Houston	79	65
Mont Belvieu	75	65
Sarnia	43	36
Williston	34	18

Precipitation Map



This report has been prepared by PFL Petroleum Limited personnel for your information only and the views expressed are intended to provide market commentary and are not recommendations. This report is not an offer to sell or a solicitation of any offer to buy any security. The information contained herein has been compiled by PFL from sources believed to be reliable, but no representation or warranty, express or implied, is made by PFL Petroleum Limited, its affiliates or any other person as to its accuracy, completeness or correctness. Copyright 2017 PFL Petroleum Limited. All Rights Reserved