



# MARKET DAILY

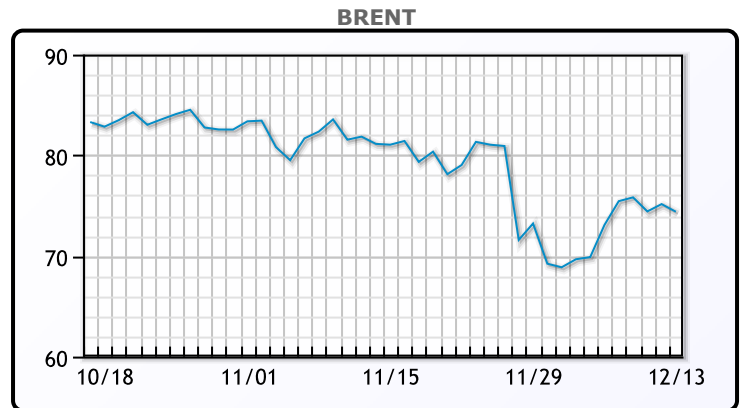
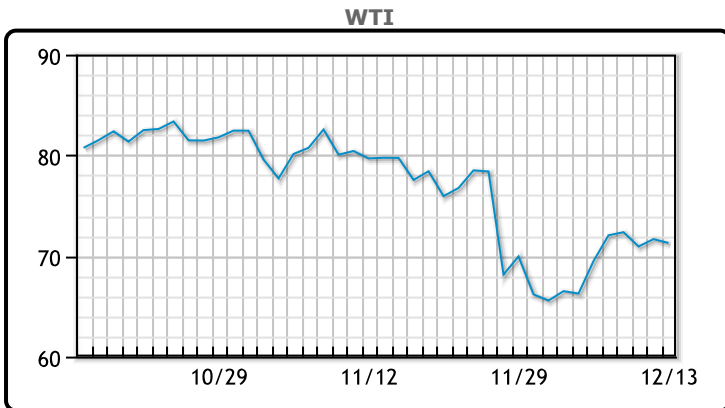
<https://www.pflpetroleum.com>  
 1865 Veterans Park Dr. Suite 303  
 Naples, Florida 34109  
 Phone: 239-390-2885  
 Fax: 239-949-0611  
 Dec 13, 2021 5:36 PM

Major Energy Futures		
	Settle	Change
Brent	74.39	-0.93
Gas Oil	648.75	-5
Natural Gas	3.794	0.111
RBOB	211.65	0.88
ULSD	223.28	0.13
WTI	71.29	-0.38

**Market Commentary**

Oil prices traded down today, as Covid fears continue to weigh on markets. China is battling a new wave in a major manufacturing area. "China is the world's largest importer of crude oil, and those barrels could come under pressure rather quickly if Covid were to spread unchecked in the world's most populous country," said Bob Yawger, director of energy futures at Mizuho in New York. Natural gas prices in Europe surged today on logistics challenges and colder weather forecasts. Higher gas prices abroad should support oil prices, as we have seen over the last few months. WTI traded down \$.38 cents or 0.5% to settle at \$71.29. Brent traded down \$.76 cents or 1% to settle at \$74.39.

## Crude & Product Markets

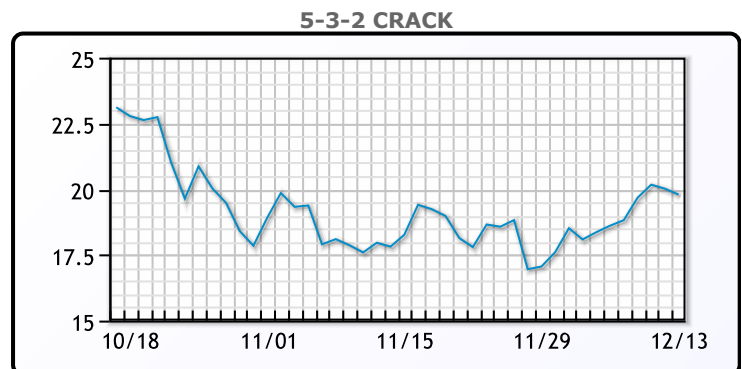
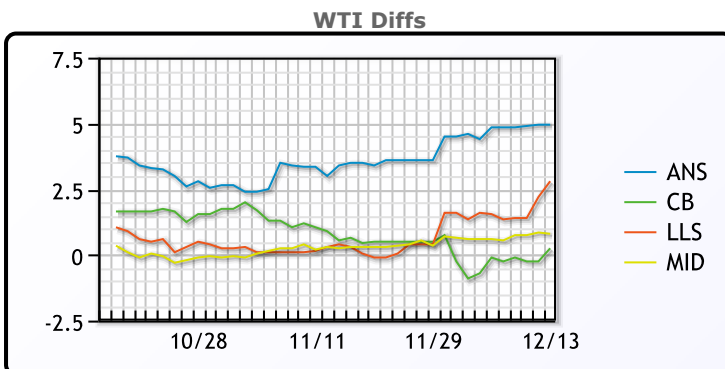


**CRUDE**

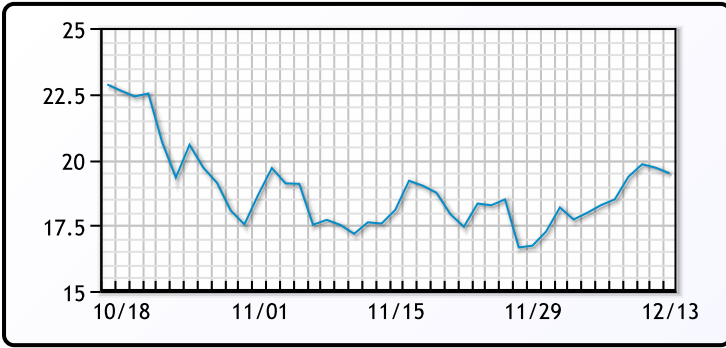
	Last	Week Ago	Month Ago
ANS	76.24	74.34	84.29
BLS	71.54	69.39	81.44
LLS	74.09	71.04	81.09
Mid	72.09	70.09	81.09
WTI	71.29	69.49	80.79

**PRODUCTS**

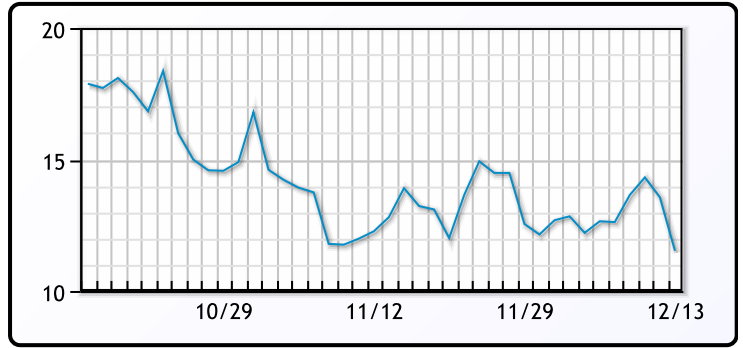
	Last	Week Ago	Month Ago
Gulf RBOB	204.03	201.33	222.01
Gulf ULSD	217.4	211.12	234.32
NYH RBOB	215.7	208.83	238.51
NYH ULSD	223.21	217.12	240.92
USGC 3%	62.38	60.38	66.88



**3-2-1 Crack**



**Gulf 3-2-1 Crack**



**NGLs**

**MB**

	Last	Week Ago	Month Ago
Butane	139.25	119.88	152
IsoButane	134.25	119	149.5
Natural Gasoline	170	165.5	187
Propane	106.25	101	127.13

**CONWAY**

	Last	Week Ago	Month Ago
Butane	140.75	125.5	153
IsoButane	155	131	157.5
Natural Gasoline	165.88	160.75	183.5
Propane	106.88	100.88	127.5

**MB NON**

	Last	Week Ago	Month Ago
Butane	134.25	118.5	149.5
IsoButane	134.25	119	149.25
Natural Gasoline	169.75	167.25	186
Propane	106.25	100.38	127.25

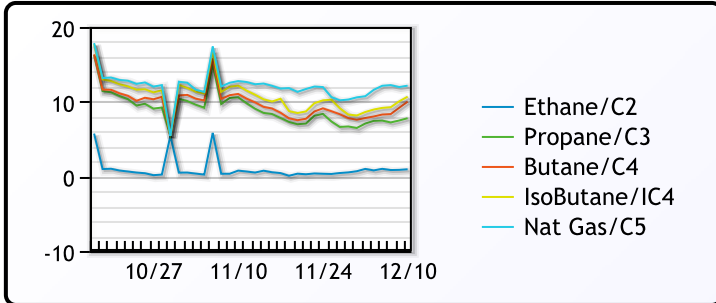
**EDMONTON**

	Last	Week Ago	Month Ago
Propane	90.38	83.88	114

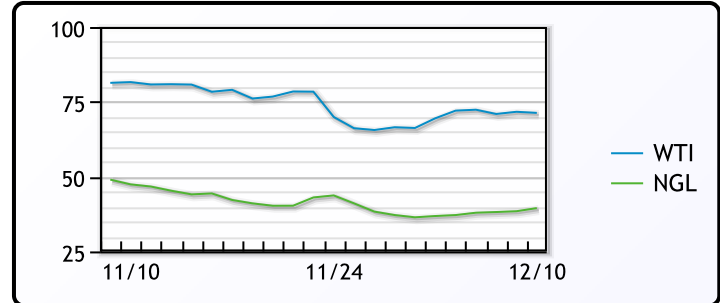
**SARNIA**

	Last	Week Ago	Month Ago
Propane	130.25	125.5	157.75

**FRAC SPREAD**



**WTI vs NGL**



**FX**

	Last	Change
CAD	1.2808	0.0001
DXY	96.371	0.27399
Gold	1786.66	-0.01

**RATES**

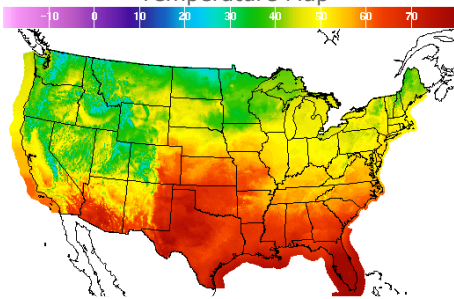
	Last	Change
US 2yr	0.6324	-0.0219
US 10yr	1.4156	-0.0681
CAN 10yr	1.395	-0.071

**EQUITIES**

	Last	Change
Nasdaq	15413.28	-217.32
TSX	1259	-9.111
S&P 500	4668.97	-43.05

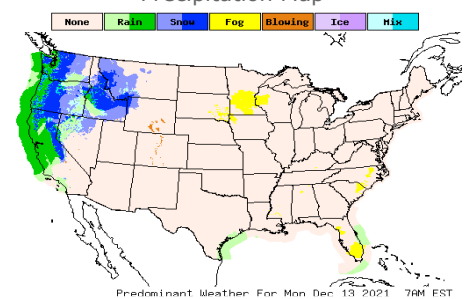
**Weather Data**

**Temperature Map**



City	HIGH °F	LOW °F
Calgary	23	7
Conway	29	18
Cushing	66	42
Denver	54	37
Houston	67	55
Mont Belvieu	66	51
Sarnia	44	35
Williston	36	18

**Precipitation Map**



This report has been prepared by PFL Petroleum Limited personnel for your information only and the views expressed are intended to provide market commentary and are not recommendations. This report is not an offer to sell or a solicitation of any offer to buy any security. The information contained herein has been compiled by PFL from sources believed to be reliable, but no representation or warranty, express or implied, is made by PFL Petroleum Limited, its affiliates or any other person as to its accuracy, completeness or correctness. Copyright 2017 PFL Petroleum Limited. All Rights Reserved