



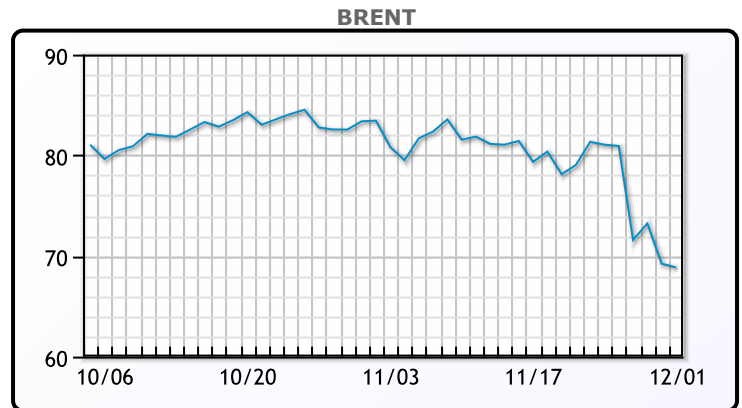
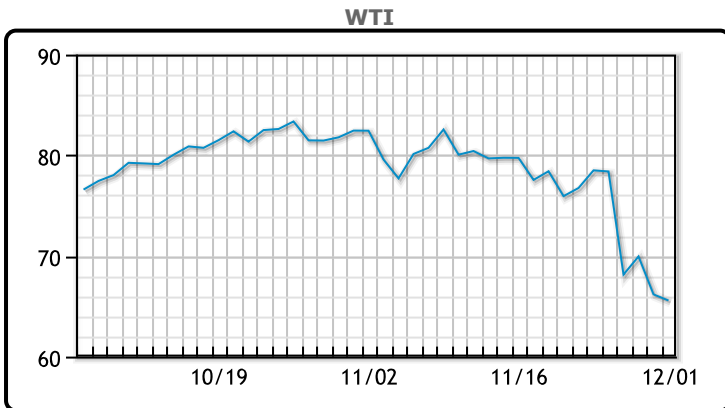
# MARKET DAILY

<https://www.pflpetroleum.com>  
 1865 Veterans Park Dr. Suite 303  
 Naples, Florida 34109  
 Phone: 239-390-2885  
 Fax: 239-949-0611  
 Dec 1, 2021 7:49 PM

Major Energy Futures		
	Settle	Change
Brent	68.87	-0.36
Gas Oil	616	-25.25
Natural Gas	4.258	-0.309
RBOB	195.11	1.1
ULSD	207.71	1.68
WTI	65.57	-3.77

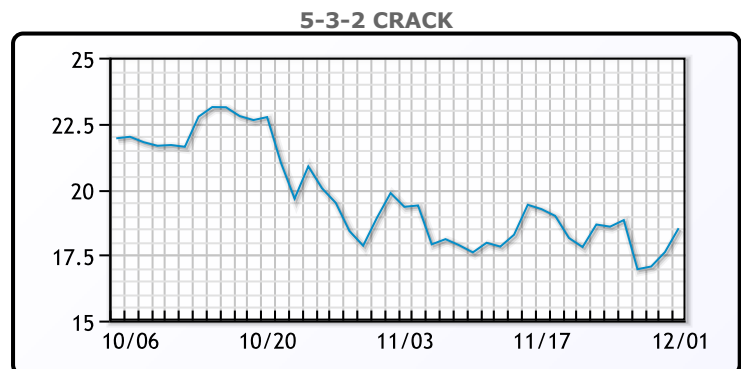
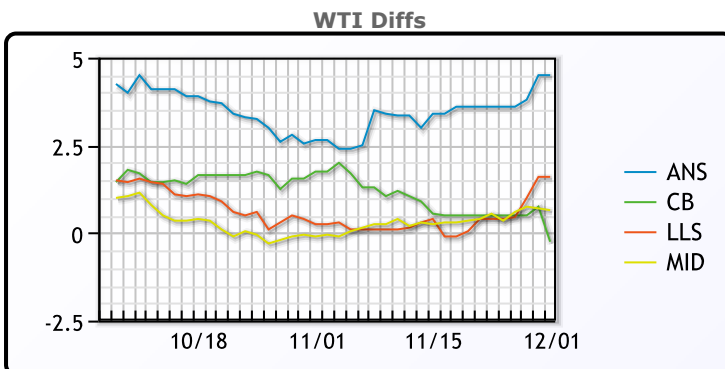
**Market Commentary**  
 Oil prices closed down for the day in a choppy session as crude production and product inventories rose more than expected. Prices were initially up >2% but traded down on today's EIA inventory report. Later in the session financial markets traded lower when the US detected its first case of the new Covid variant. "When the markets gets hit with news about Frankenstein variants, you're selling and asking questions later," said John Kilduff, partner at Again Capital LLC in New York, also saying he expects more bullish momentum to return whenever WTI crosses above \$70 a barrel. Crude inventories declined by 900K/bbls. Gasoline inventories rose by 4MM/bbls while distillate inventories increased by 2.2Mm/bbls. OPEC+ started its two day meeting today, with many analysts speculating they will maintain current production levels and not increase as planned. WTI traded down \$.61 or -.92% to close at \$65.57. Brent traded down \$.36 or -.52% to close at \$68.87.

## Crude & Product Markets



	Last	Week Ago	Month Ago
ANS	70.07	81.99	86.45
BLS	65.32	78.89	86.05
LLS	67.17	78.84	84.35
Mid	66.22	78.99	83.95
WTI	65.57	78.39	84.05

	Last	Week Ago	Month Ago
Gulf RBOB	193.24	222.59	239.18
Gulf ULSD	201.96	231.32	244.41
NYH RBOB	200.11	236.97	249.93
NYH ULSD	207.86	238.3	251.44
USGC 3%	56.63	66.38	72.13



**3-2-1 Crack**



**Gulf 3-2-1 Crack**



**NGLs**

**MB**

	Last	Week Ago	Month Ago
Butane	124.13	144.5	164.75
IsoButane	118.63	143	165
Natural Gasoline	158.25	183.63	194
Propane	99.88	121.5	142

**CONWAY**

	Last	Week Ago	Month Ago
Butane	125.5	145	167.5
IsoButane	141.5	147	166.38
Natural Gasoline	150.63	180	192.5
Propane	99.38	121	142

**MB NON**

	Last	Week Ago	Month Ago
Butane	119	143.38	164.25
IsoButane	118.63	139	165
Natural Gasoline	157.5	183.25	193.25
Propane	99.94	121.5	142

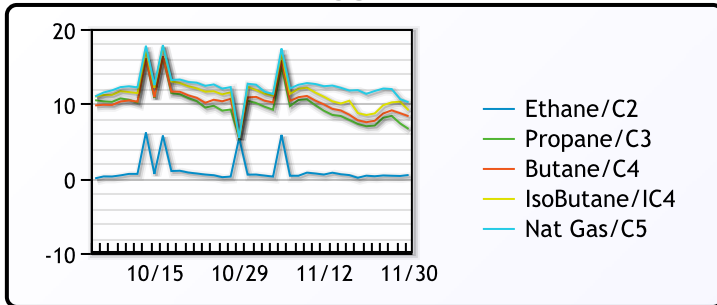
**EDMONTON**

	Last	Week Ago	Month Ago
Propane	82.38	106	129

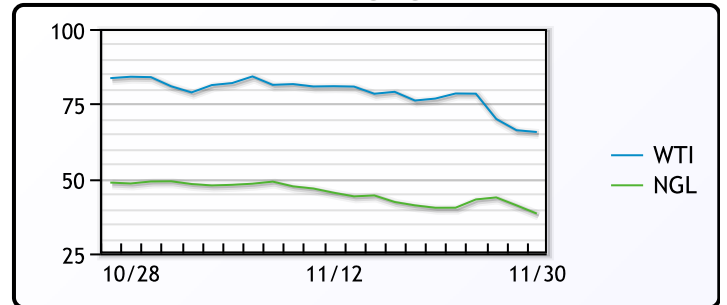
**SARNIA**

	Last	Week Ago	Month Ago
Propane	140.25	140.25	150.25

**FRAC SPREAD**



**WTI vs NGL**



**FX**

	Last	Change
CAD	1.2811	-0.0007
DXY	96.02801	0.03401
Gold	1781.54	-0.19

**RATES**

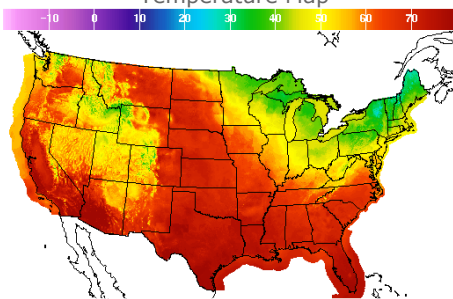
	Last	Change
US 2yr	0.5592	0.0079
US 10yr	1.4155	0.0118
CAN 10yr	1.496	-0.072

**EQUITIES**

	Last	Change
Nasdaq	15254.05	-283.64
TSX	1239.327	-9.231
S&P 500	4513.04	-53.96

**Weather Data**

**Temperature Map**



City	HIGH °F	LOW °F
Calgary	43	25
Conway	44	28
Cushing	68	46
Denver	65	47
Houston	74	59
Mont Belvieu	71	58
Sarnia	40	30
Williston	57	39

**Precipitation Map**

