



MARKET DAILY

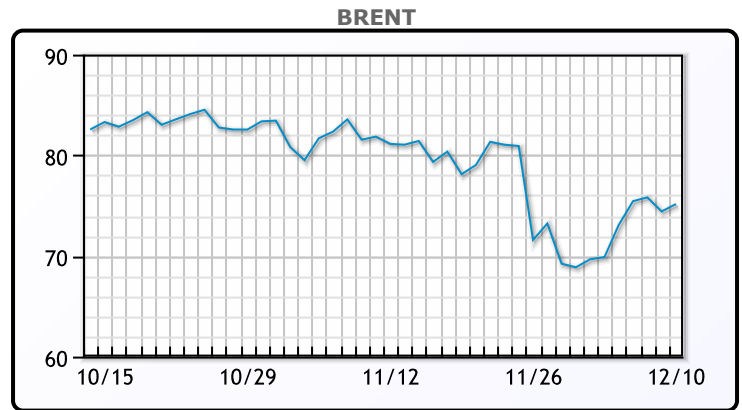
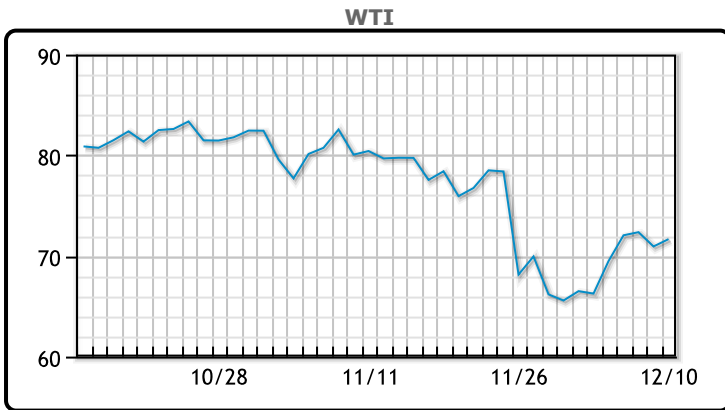
<https://www.pflpetroleum.com>
 1865 Veterans Park Dr. Suite 303
 Naples, Florida 34109
 Phone: 239-390-2885
 Fax: 239-949-0611
 Dec 10, 2021 6:43 PM

Major Energy Futures		
	Settle	Change
Brent	75.15	0.73
Gas Oil	646.25	0.75
Natural Gas	3.925	-0.001
RBOB	213.72	-2.01
ULSD	225.16	-1.1
WTI	71.67	0.73

Market Commentary

Oil had its biggest weekly gain since August this week, the first in seven weeks as prices rebounded from the Omicron rout. "Oil traders are coming out of their shell-shock and feeling more bullish as they recalibrate their demand expectations in the aftermath of the Omicron variation of the coronavirus," said Phil Flynn, senior analyst price futures group in Chicago. Fear of spillover from Chinese markets is keeping a lid on prices, along with faltering domestic air traffic in China. Rising US consumer prices is bullish for oil in the short term, but in the longer term the expectation of rising interest rates are harmful for risk assets like oil. WTI traded up \$0.73 or 1.03% to close at \$71.67. Brent traded up \$0.85 or 1.14% to close at \$75.27.

Crude & Product Markets

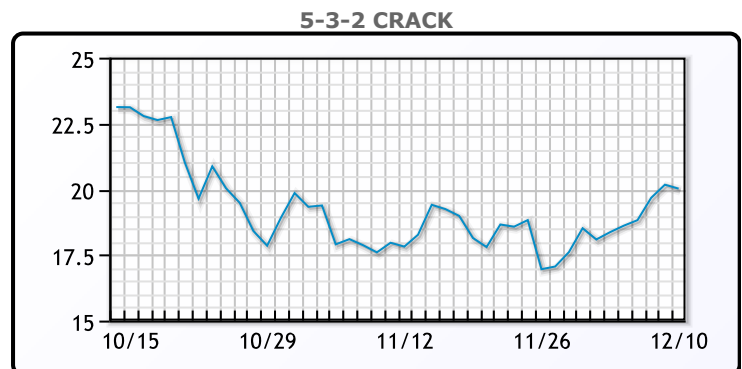
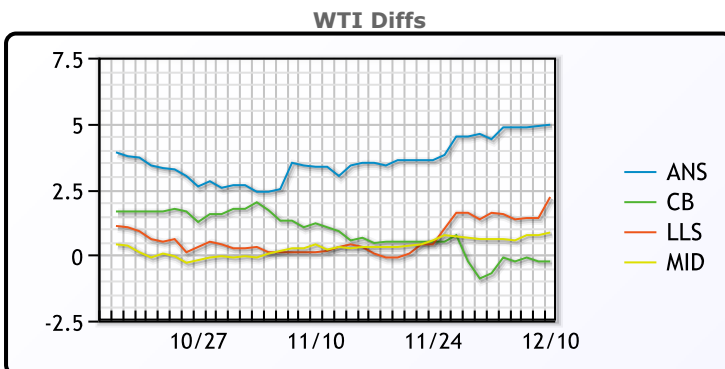


CRUDE

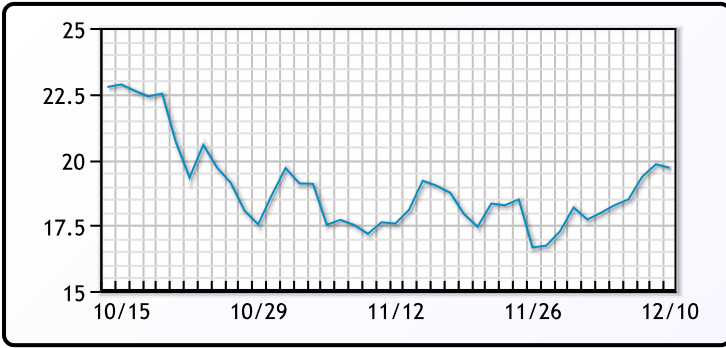
	Last	Week Ago	Month Ago
ANS	76.62	70.66	84.34
BLS	71.42	65.56	82.24
LLS	73.87	67.86	81.64
Mid	72.52	66.86	81.64
WTI	71.67	66.26	81.34

PRODUCTS

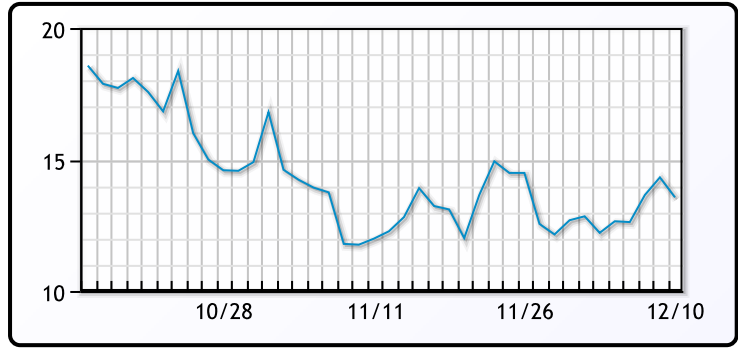
	Last	Week Ago	Month Ago
Gulf RBOB	207.22	192.54	222.42
Gulf ULSD	219.54	204.44	239.16
NYH RBOB	218.47	200.04	234.97
NYH ULSD	225.29	209.84	245.71
USGC 3%	62.63	57.63	68.63



3-2-1 Crack



Gulf 3-2-1 Crack



NGLs

MB

	Last	Week Ago	Month Ago
Butane	138.5	118.5	160.5
IsoButane	135.5	117.5	158.5
Natural Gasoline	171.5	158	188.25
Propane	104.5	99.25	138

CONWAY

	Last	Week Ago	Month Ago
Butane	141	125	164
IsoButane	153	132	167.5
Natural Gasoline	166.5	154	184
Propane	104.5	99.25	138

MB NON

	Last	Week Ago	Month Ago
Butane	135.5	117.5	158.5
IsoButane	135.5	117.5	158.5
Natural Gasoline	170.75	157.75	187
Propane	104.25	98.85	138.38

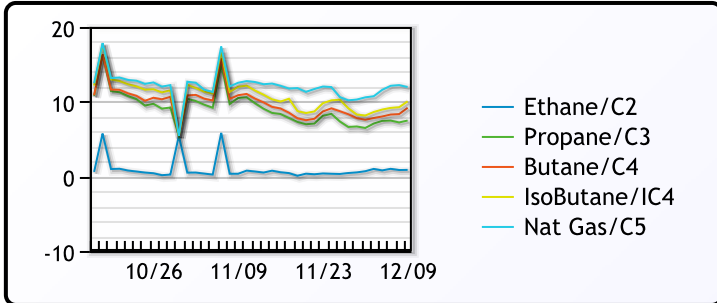
EDMONTON

	Last	Week Ago	Month Ago
Propane	88.88	81.5	125.75

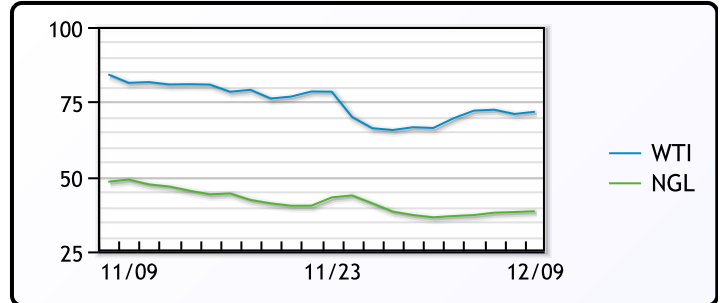
SARNIA

	Last	Week Ago	Month Ago
Propane	130.25	125.5	157.75

FRAC SPREAD



WTI vs NGL



FX

	Last	Change
CAD	1.2722	0.0009
DXY	96.09701	-0.17399
Gold	1782.84	7.51

RATES

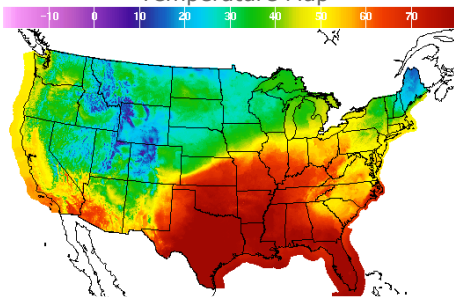
	Last	Change
US 2yr	0.6543	-0.0334
US 10yr	1.4837	-0.0153
CAN 10yr	1.466	-0.046

EQUITIES

	Last	Change
Nasdaq	15630.6	113.23
TSX	1268.11	-1.352
S&P 500	4712.02	44.57

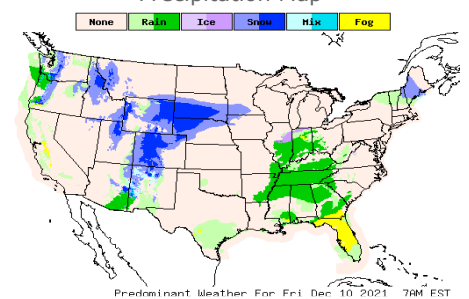
Weather Data

Temperature Map



City	HIGH °F	LOW °F
Calgary	29	8
Conway	22	11
Cushing	77	44
Denver	37	26
Houston	84	72
Mont Belvieu	78	70
Sarnia	42	33
Williston	24	5

Precipitation Map



This report has been prepared by PFL Petroleum Limited personnel for your information only and the views expressed are intended to provide market commentary and are not recommendations. This report is not an offer to sell or a solicitation of any offer to buy any security. The information contained herein has been compiled by PFL from sources believed to be reliable, but no representation or warranty, express or implied, is made by PFL Petroleum Limited, its affiliates or any other person as to its accuracy, completeness or correctness. Copyright 2017 PFL Petroleum Limited. All Rights Reserved