



# MARKET DAILY

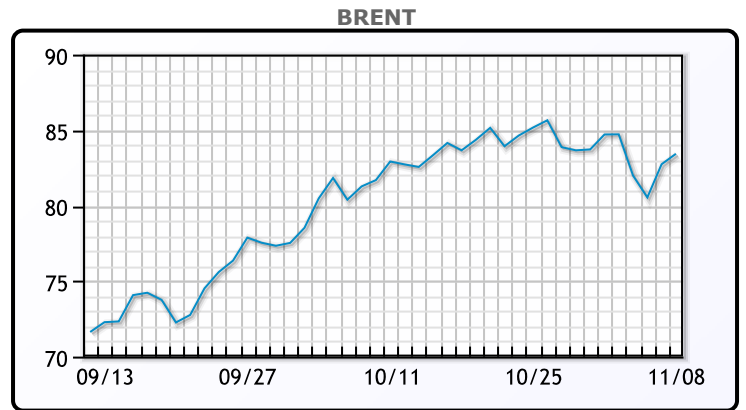
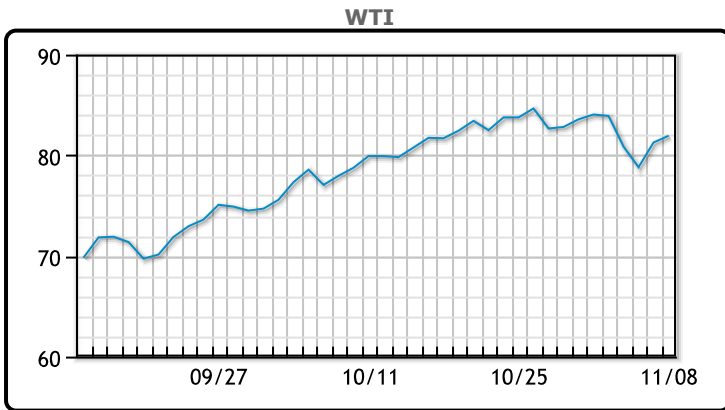
<https://www.pflpetroleum.com>  
 1865 Veterans Park Dr. Suite 303  
 Naples, Florida 34109  
 Phone: 239-390-2885  
 Fax: 239-949-0611  
 Nov 8, 2021 6:17 PM

Major Energy Futures		
	Settle	Change
Brent	83.43	0.69
Gas Oil	727.5	11.25
Natural Gas	5.427	-0.089
RBOB	232.22	0.13
ULSD	246.71	1.15
WTI	81.93	0.66

**Market Commentary**

Oil prices continued to rise today coming off a strong Friday session as positive economic indicators helped support prices. The October Jobs beat along with the passing of the infrastructure bill helped fuel today's increase, coupled with China's export growth beating forecasts (but slowing overall). "Global demand is exceeding supply right now - the Build Back Better plan could exacerbate that situation - and there's little the Biden Administration can do to reply to meet that demand," said Phil Flynn, senior analyst at Price Futures Group in New York. Saudi Arabia raised its official selling price to Asian customers, higher than expectations. WTI traded up \$.66 or .81% to close at \$81.91. Brent traded up \$.69 or .83% to close at \$83.43.

## Crude & Product Markets

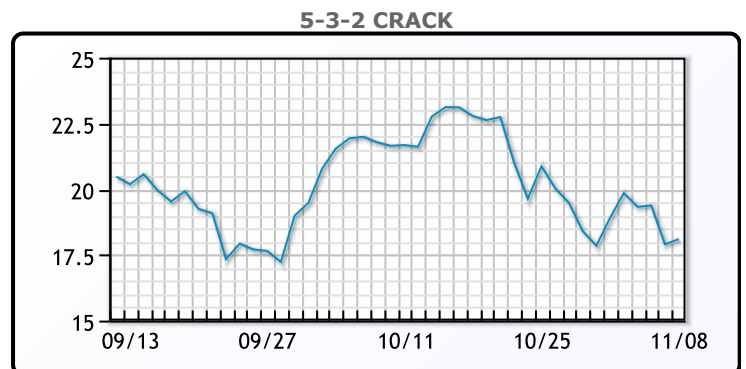
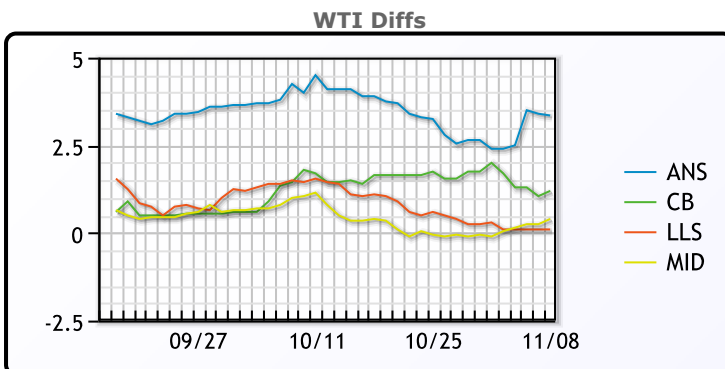


**CRUDE**

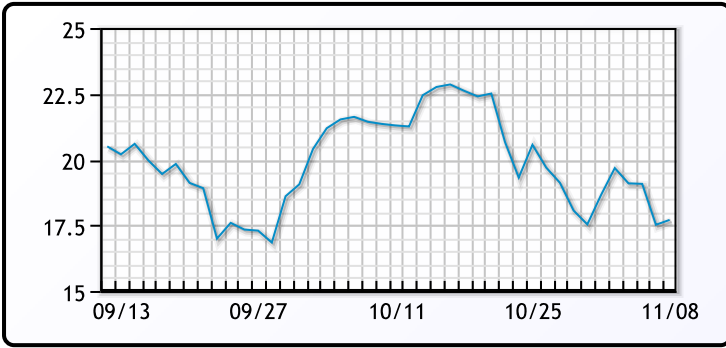
	Last	Week Ago	Month Ago
ANS	85.28	86.45	83.45
BLS	83.13	86.05	80.8
LLS	82.03	84.35	80.8
Mid	82.33	83.95	80.15
WTI	81.93	84.05	79.35

**PRODUCTS**

	Last	Week Ago	Month Ago
Gulf RBOB	226.22	239.18	232.75
Gulf ULSD	240.81	244.41	241.62
NYH RBOB	237.22	249.93	242.75
NYH ULSD	247.34	251.44	248.37
USGC 3%	68.38	72.13	73.88



**3-2-1 Crack**



**Gulf 3-2-1 Crack**



**NGLs**

**MB**

	Last	Week Ago	Month Ago
Butane	161.25	168.5	160.25
IsoButane	159.25	165.5	159.25
Natural Gasoline	190.5	194	190
Propane	138.75	142	145.375

**CONWAY**

	Last	Week Ago	Month Ago
Butane	162.5	168	165.5
IsoButane	165	172	171
Natural Gasoline	187	191.25	186
Propane	138.5	142.25	146.375

**MB NON**

	Last	Week Ago	Month Ago
Butane	159.25	164.5	159.25
IsoButane	159.25	165.5	159.25
Natural Gasoline	189.75	193.25	190
Propane	138.63	142	145.63

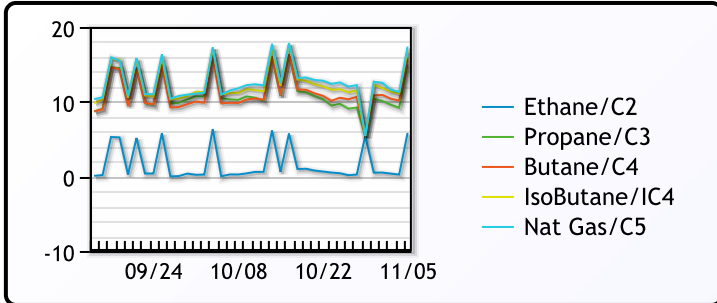
**EDMONTON**

	Last	Week Ago	Month Ago
Propane	126	129	136

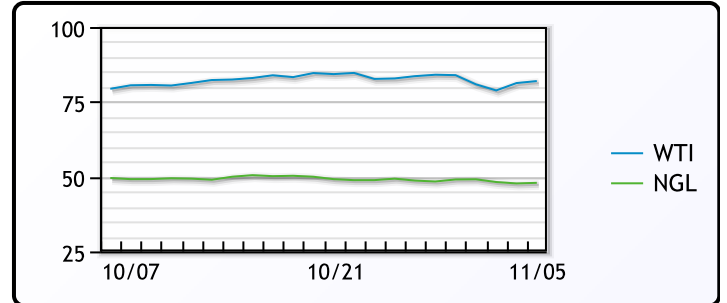
**SARNIA**

	Last	Week Ago	Month Ago
Propane	150.75	150.25	161.5

**FRAC SPREAD**



**WTI vs NGL**



**FX**

	Last	Change
CAD	1.2444	0.0002
DXY	94.053	-0.26701
Gold	1824.5	0.32

**RATES**

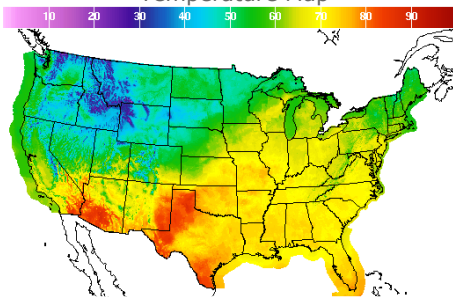
	Last	Change
US 2yr	0.4426	0.0418
US 10yr	1.4897	0.0384
CAN 10yr	1.63	0.04

**EQUITIES**

	Last	Change
Nasdaq	15982.36	10.77
TSX	1294.468	4.46
S&P 500	4701.7	4.17

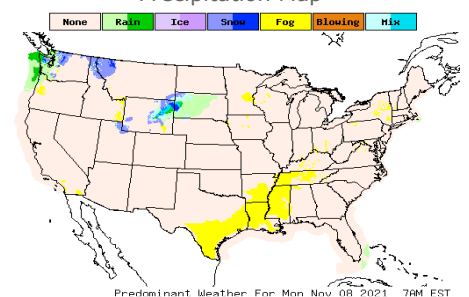
**Weather Data**

**Temperature Map**



City	HIGH °F	LOW °F
Calgary	40	28
Conway	49	38
Cushing	73	54
Denver	55	40
Houston	73	56
Mont Belvieu	70	53
Sarnia	60	46
Williston	49	32

**Precipitation Map**



This report has been prepared by PFL Petroleum Limited personnel for your information only and the views expressed are intended to provide market commentary and are not recommendations. This report is not an offer to sell or a solicitation of any offer to buy any security. The information contained herein has been compiled by PFL from sources believed to be reliable, but no representation or warranty, express or implied, is made by PFL Petroleum Limited, its affiliates or any other person as to its accuracy, completeness or correctness. Copyright 2017 PFL Petroleum Limited. All Rights Reserved