



MARKET DAILY

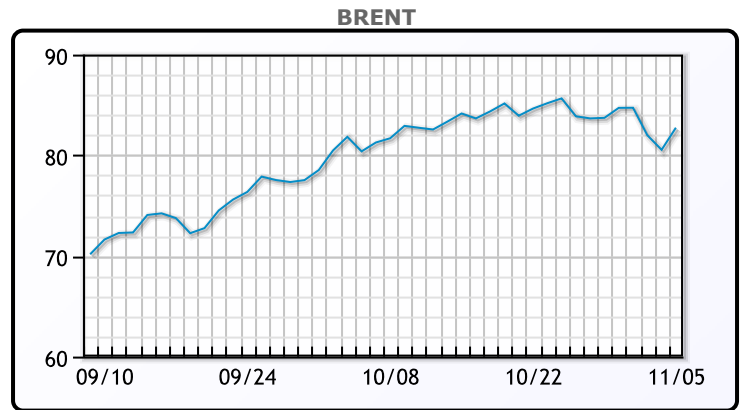
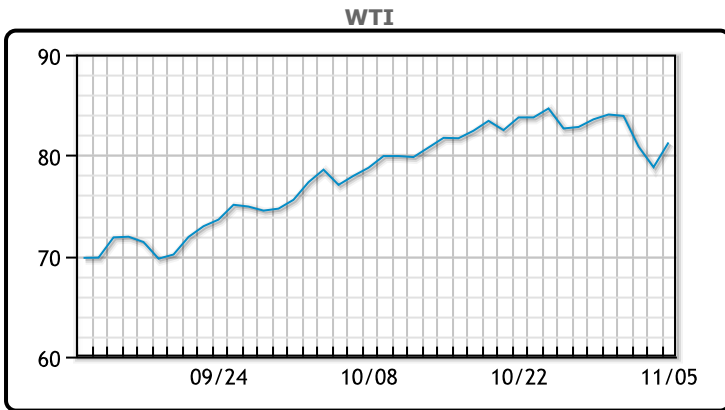
<https://www.pflpetroleum.com>
 1865 Veterans Park Dr. Suite 303
 Naples, Florida 34109
 Phone: 239-390-2885
 Fax: 239-949-0611
 Nov 5, 2021 6:31 PM

Major Energy Futures		
	Settle	Change
Brent	82.74	2.2
Gas Oil	720.75	5
Natural Gas	5.516	0.046
RBOB	232.09	-4.59
ULSD	245.56	-2.79
WTI	81.27	2.46

Market Commentary

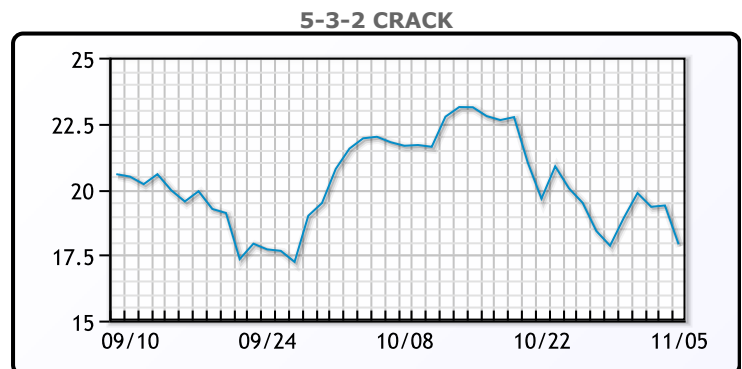
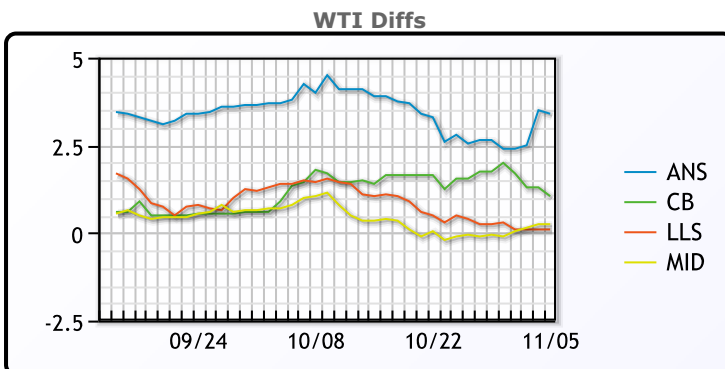
Crude prices rose today, trading up after the rout over the last couple days. The Department of energy said any decision on whether to tap strategic oil reserves in order to combat rising prices is ultimately up to the President. "Markets know that the release of strategic reserves can only have a temporary bearish effect on prompt prices and is not a lasting solution for an imbalance between supply and demand," Rystad Energy head of oil markets Bjornar Tonhaugen said in a note. Sentiment also gained today with data showing US employment raising more than expected in October. Brent is down for the second straight week, and WTI is also lower week over week. WTI traded up \$2.46 or 3.12% to close at \$81.27. Brent traded up \$2.20 or 2.73% to close at \$82.74.

Crude & Product Markets

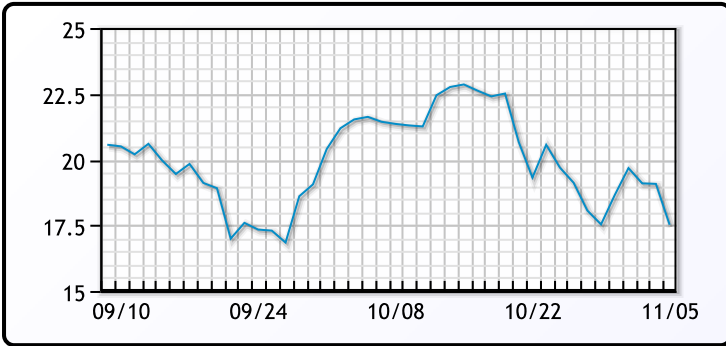


CRUDE			
	Last	Week Ago	Month Ago
ANS	84.67	86.22	83.18
BLS	82.32	85.32	80.38
LLS	81.37	83.82	80.43
Mid	81.52	83.52	79.93
WTI	81.27	83.57	78.93

PRODUCTS			
	Last	Week Ago	Month Ago
Gulf RBOB	227.34	235.72	232.54
Gulf ULSD	239.66	242	243.61
NYH RBOB	238.59	246.45	242.04
NYH ULSD	246.18	250.39	249.74
USGC 3%	67.63	71.38	75.13



3-2-1 Crack



Gulf 3-2-1 Crack



NGLs

MB

	Last	Week Ago	Month Ago
Butane	162.25	166	162.75
IsoButane	158.25	163.25	162.25
Natural Gasoline	189	193.75	187.75
Propane	136.75	138.25	151.25

CONWAY

	Last	Week Ago	Month Ago
Butane	162.25	167.5	167
IsoButane	164.5	167.5	169
Natural Gasoline	183	192	184.5
Propane	137	138.5	151.5

MB NON

	Last	Week Ago	Month Ago
Butane	158.25	163	162.25
IsoButane	158.25	163.25	162.25
Natural Gasoline	188.5	192.5	189.5
Propane	137	136.13	151.25

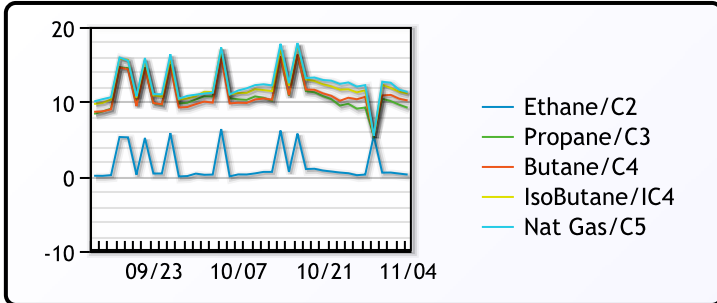
EDMONTON

	Last	Week Ago	Month Ago
Propane	124.13	123.25	140

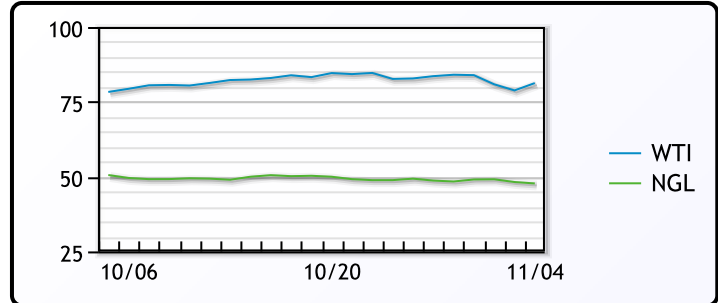
SARNIA

	Last	Week Ago	Month Ago
Propane	150.75	150.25	164

FRAC SPREAD



WTI vs NGL



FX

	Last	Change
CAD	1.2457	0.0001
DXY	94.32001	-0.027
Gold	1818.36	26.32

RATES

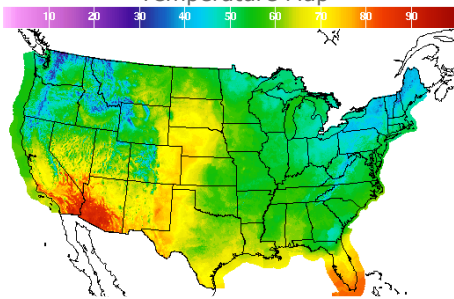
	Last	Change
US 2yr	0.4008	-0.0236
US 10yr	1.4513	-0.0749
CAN 10yr	1.59	-0.066

EQUITIES

	Last	Change
Nasdaq	15971.59	31.28
TSX	1290.01	4.661
S&P 500	4697.53	17.47

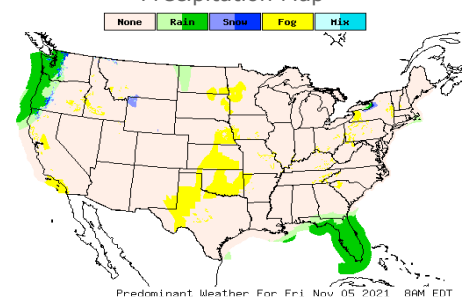
Weather Data

Temperature Map



City	HIGH °F	LOW °F
Calgary	54	38
Conway	53	39
Cushing	59	41
Denver	72	49
Houston	64	50
Mont Belvieu	63	45
Sarnia	46	33
Williston	62	48

Precipitation Map



This report has been prepared by PFL Petroleum Limited personnel for your information only and the views expressed are intended to provide market commentary and are not recommendations. This report is not an offer to sell or a solicitation of any offer to buy any security. The information contained herein has been compiled by PFL from sources believed to be reliable, but no representation or warranty, express or implied, is made by PFL Petroleum Limited, its affiliates or any other person as to its accuracy, completeness or correctness. Copyright 2017 PFL Petroleum Limited. All Rights Reserved