



MARKET DAILY

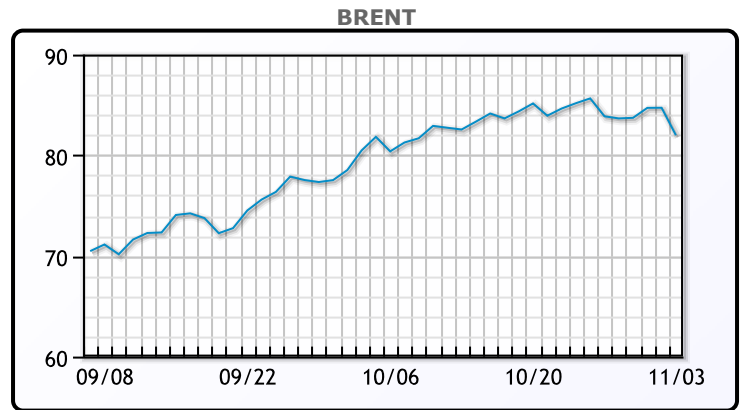
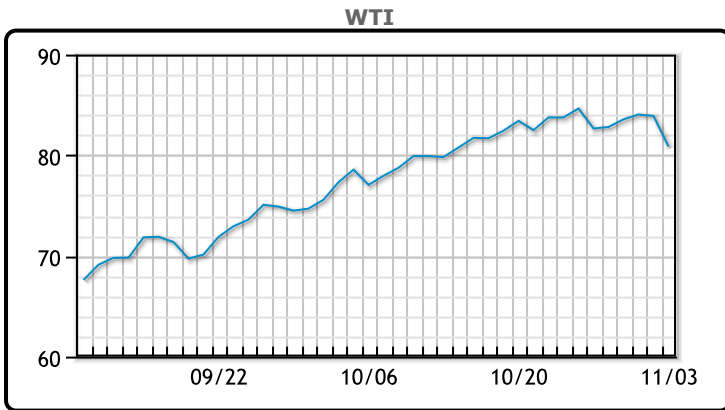
<https://www.pflpetroleum.com>
 1865 Veterans Park Dr. Suite 303
 Naples, Florida 34109
 Phone: 239-390-2885
 Fax: 239-949-0611
 Nov 4, 2021 6:09 PM

Major Energy Futures		
	Settle	Change
Brent	81.99	-2.73
Gas Oil	704.5	-2.25
Natural Gas	5.67	0.356
RBOB	233.85	4.08
ULSD	243.45	0.51
WTI	80.86	-0.14

Market Commentary

Oil prices fell today in another choppy session after initially rallying earlier in the day. WTI traded up as high as \$83.42 and Brent traded as high as \$84.49. OPEC+ agreed today to continue with their planned output schedule, rebuffing US calls for more production. The White House criticized this decision and said the group was "unwilling" to use its power to help the global economic recovery. However Saudi news reported that the Kingdom will reach 10MM/bpd of production in December for the first time since Covid began. Oil stocks will see "tremendous" builds at the end of 2021 and early 2022 because of slowing consumption, Saudi Energy Minister Prince Abdulaziz bin Salman said on Thursday. WTI traded down \$2.05 or -2.5% to settle at \$78.81. Brent traded down \$1.45 or -1.8%, to settle at \$80.54.

Crude & Product Markets

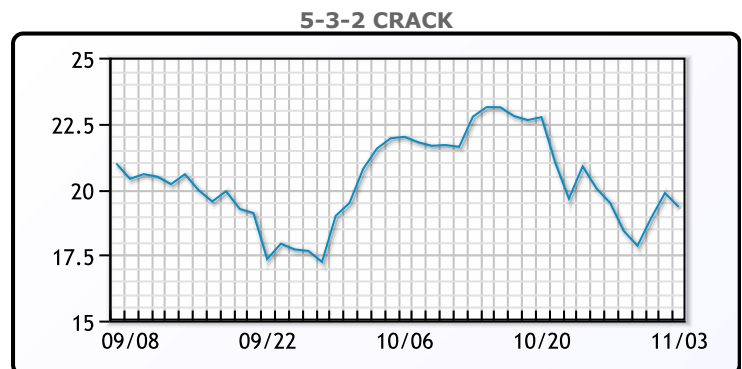
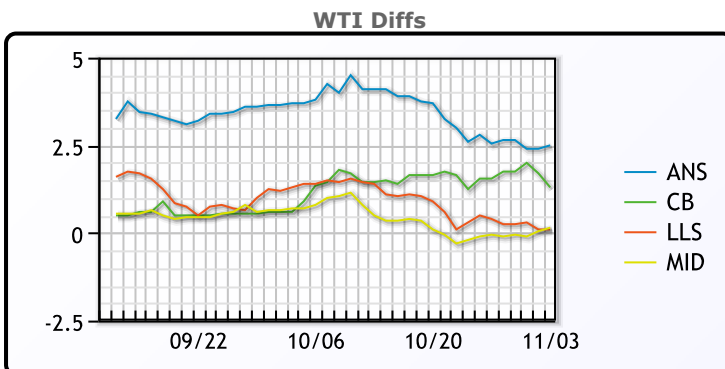


CRUDE

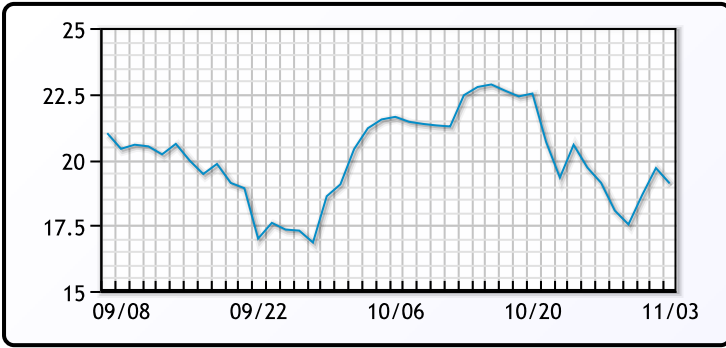
	Last	Week Ago	Month Ago
ANS	83.36	85.21	79.58
BLS	82.16	84.21	76.78
LLS	80.96	83.06	77.28
Mid	81.01	82.61	76.58
WTI	80.86	82.66	75.88

PRODUCTS

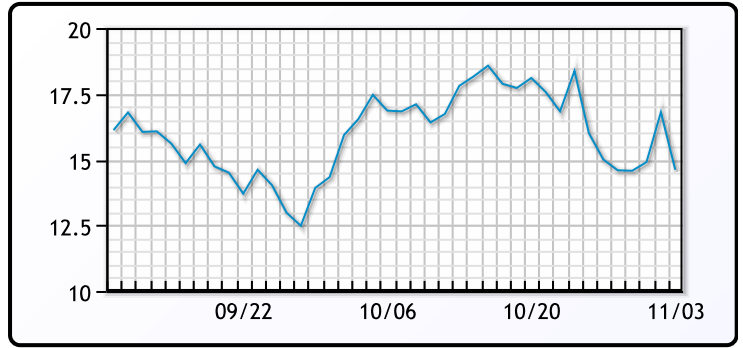
	Last	Week Ago	Month Ago
Gulf RBOB	230.7	235.67	221.75
Gulf ULSD	237.82	244.72	232.82
NYH RBOB	241.22	246.09	230.75
NYH ULSD	243.95	251.73	238.77
USGC 3%	67.38	71.38	70.13



3-2-1 Crack



Gulf 3-2-1 Crack



NGLs

MB

	Last	Week Ago	Month Ago
Butane	164	167	160.5
IsoButane	159.75	162.75	160.5
Natural Gasoline	186.5	194.38	181.25
Propane	138.75	136.5	149

CONWAY

	Last	Week Ago	Month Ago
Butane	164.25	166	163.75
IsoButane	168	167	167
Natural Gasoline	184.75	192.5	177
Propane	138.75	137	148.75

MB NON

	Last	Week Ago	Month Ago
Butane	160	161.5	160.5
IsoButane	159.75	162.75	160.5
Natural Gasoline	187.25	193	184.5
Propane	138.25	136.5	149.25

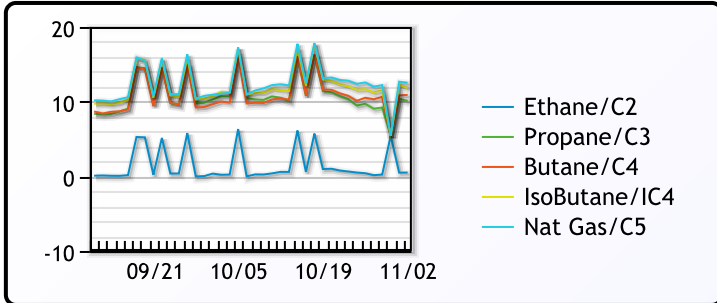
EDMONTON

	Last	Week Ago	Month Ago
Propane	125.5	123.63	141.25

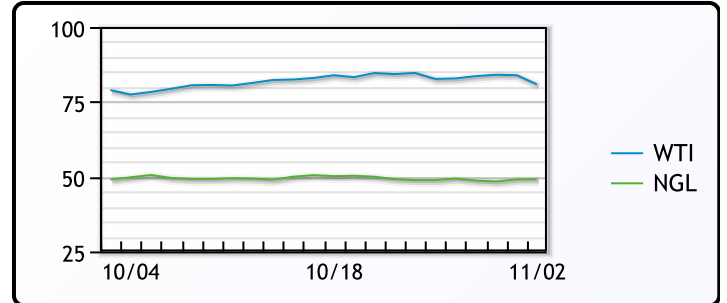
SARNIA

	Last	Week Ago	Month Ago
Propane	152.75	158	158.25

FRAC SPREAD



WTI vs NGL



FX

	Last	Change
CAD	1.2391	0
DXY	93.857	-0.233
Gold	1772.54	2.7

RATES

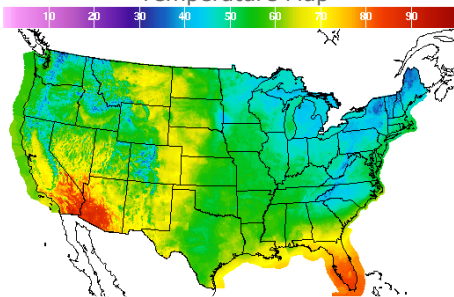
	Last	Change
US 2yr	0.4659	0.016
US 10yr	1.6034	0.0546
CAN 10yr	1.733	0.009

EQUITIES

	Last	Change
Nasdaq	15811.58	161.98
TSX	1278.201	4.835
S&P 500	4660.57	29.92

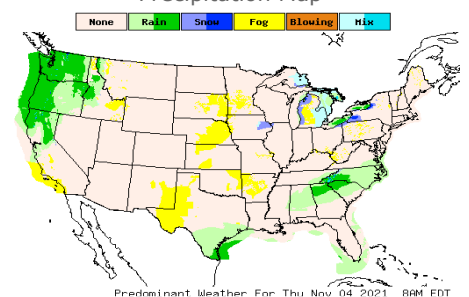
Weather Data

Temperature Map



City	HIGH °F	LOW °F
Calgary	58	35
Conway	51	32
Cushing	56	40
Denver	68	43
Houston	58	52
Mont Belvieu	55	50
Sarnia	43	34
Williston	64	39

Precipitation Map



This report has been prepared by PFL Petroleum Limited personnel for your information only and the views expressed are intended to provide market commentary and are not recommendations. This report is not an offer to sell or a solicitation of any offer to buy any security. The information contained herein has been compiled by PFL from sources believed to be reliable, but no representation or warranty, express or implied, is made by PFL Petroleum Limited, its affiliates or any other person as to its accuracy, completeness or correctness. Copyright 2017 PFL Petroleum Limited. All Rights Reserved