



MARKET DAILY

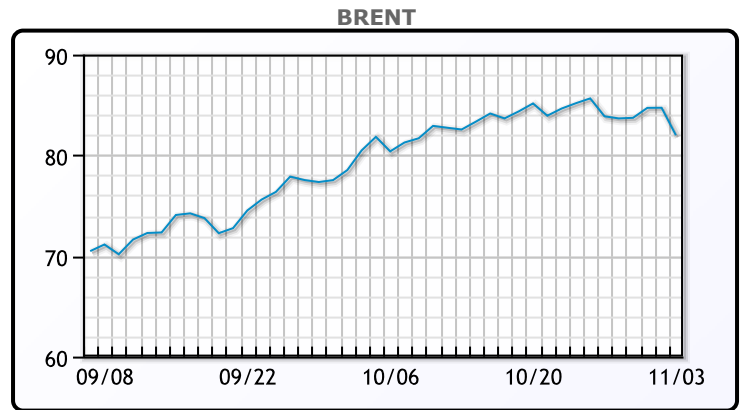
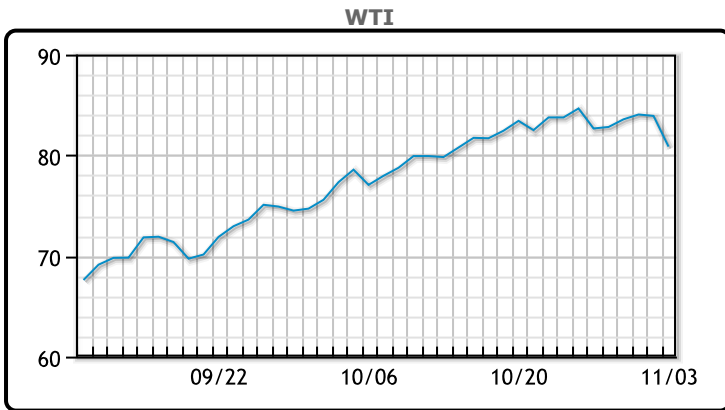
<https://www.pflpetroleum.com>
 1865 Veterans Park Dr. Suite 303
 Naples, Florida 34109
 Phone: 239-390-2885
 Fax: 239-949-0611
 Nov 3, 2021 6:11 PM

Major Energy Futures		
	Settle	Change
Brent	81.99	-2.73
Gas Oil	704.5	-2.25
Natural Gas	5.67	0.356
RBOB	233.85	4.08
ULSD	243.45	0.51
WTI	80.86	-0.14

Market Commentary

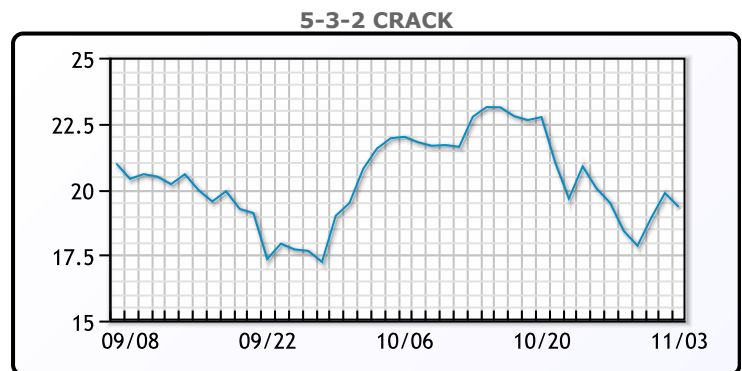
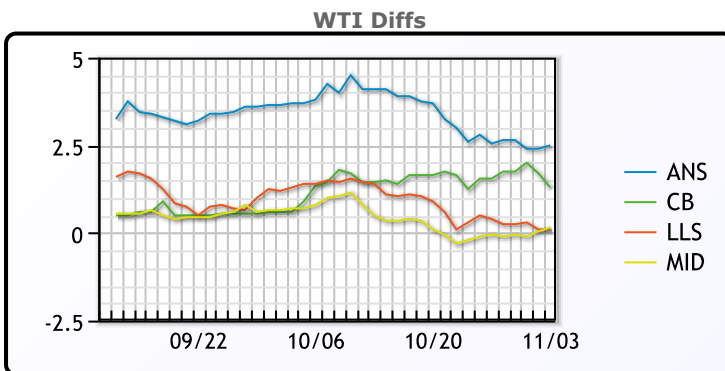
Oil prices came off strong today, in a combination of rising crude inventories, increasing production, and Fed tapering. Crude stocks rose by 3.3MM/bbls. Gasoline inventories decreased by 1.5Mm/bbls, to their lowest level since 2017, and Distillate inventories increased by 2.2Mm/bbls. Stocks at Cushing also decreased again and marked a new 3 year low. The U.S. Federal Reserve, as expected, said it will commence tapering asset purchases this month. Traders said that could sap some speculative buying in risk assets including oil. "Markets already have been under pressure," said Phil Flynn, analyst at Price Futures Group in Chicago. "We're down because of profit taking from the Fed meeting today." WTI traded down \$3.05 or -3.63% to close at \$80.86. Brent traded down \$2.73 or -3.22% to close at \$81.99.

Crude & Product Markets



CRUDE			
	Last	Week Ago	Month Ago
ANS	83.36	85.21	79.58
BLS	82.16	84.21	76.78
LLS	80.96	83.06	77.28
Mid	81.01	82.61	76.58
WTI	80.86	82.66	75.88

PRODUCTS			
	Last	Week Ago	Month Ago
Gulf RBOB	230.7	235.67	221.75
Gulf ULSD	237.82	244.72	232.82
NYH RBOB	241.22	246.09	230.75
NYH ULSD	243.95	251.73	238.77
USGC 3%	67.38	71.38	70.13



3-2-1 Crack



Gulf 3-2-1 Crack



NGLs

MB

	Last	Week Ago	Month Ago
Butane	164	167	160.5
IsoButane	159.75	162.75	160.5
Natural Gasoline	186.5	194.38	181.25
Propane	138.75	136.5	149

CONWAY

	Last	Week Ago	Month Ago
Butane	164.25	166	163.75
IsoButane	168	167	167
Natural Gasoline	184.75	192.5	177
Propane	138.75	137	148.75

MB NON

	Last	Week Ago	Month Ago
Butane	160	161.5	160.5
IsoButane	159.75	162.75	160.5
Natural Gasoline	187.25	193	184.5
Propane	138.25	136.5	149.25

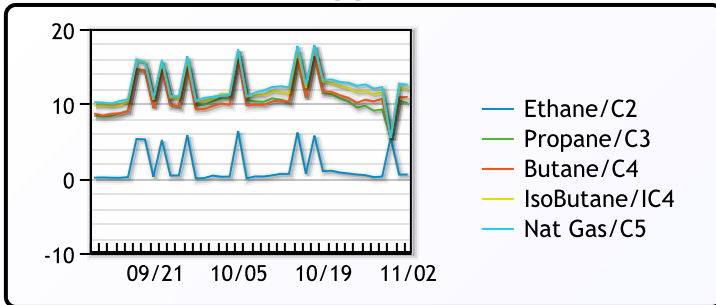
EDMONTON

	Last	Week Ago	Month Ago
Propane	125.5	123.63	141.25

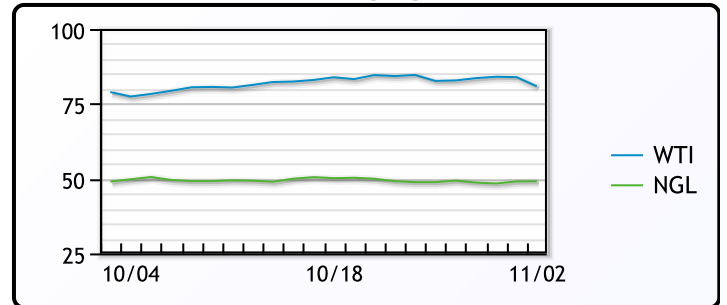
SARNIA

	Last	Week Ago	Month Ago
Propane	152.75	158	158.25

FRAC SPREAD



WTI vs NGL



FX

	Last	Change
CAD	1.2391	0
DXY	93.857	-0.233
Gold	1772.54	2.7

RATES

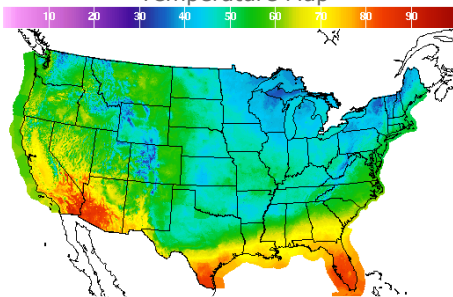
	Last	Change
US 2yr	0.4659	0.016
US 10yr	1.6034	0.0546
CAN 10yr	1.733	0.009

EQUITIES

	Last	Change
Nasdaq	15811.58	161.98
TSX	1278.201	4.835
S&P 500	4660.57	29.92

Weather Data

Temperature Map



City	HIGH °F	LOW °F
Calgary	48	25
Conway	48	28
Cushing	48	43
Denver	58	42
Houston	76	59
Mont Belvieu	71	58
Sarnia	42	32
Williston	53	29

Precipitation Map

