



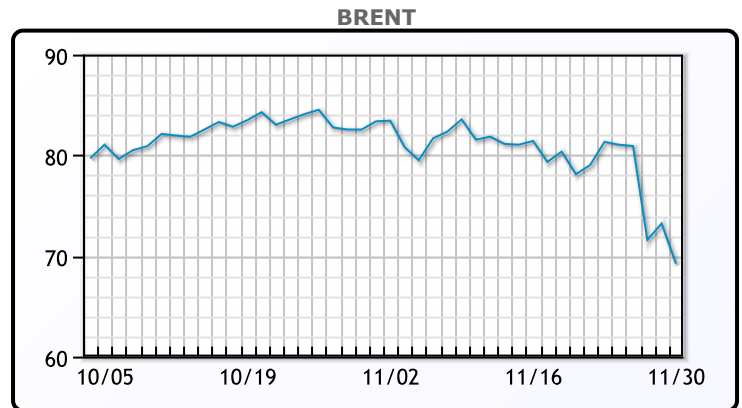
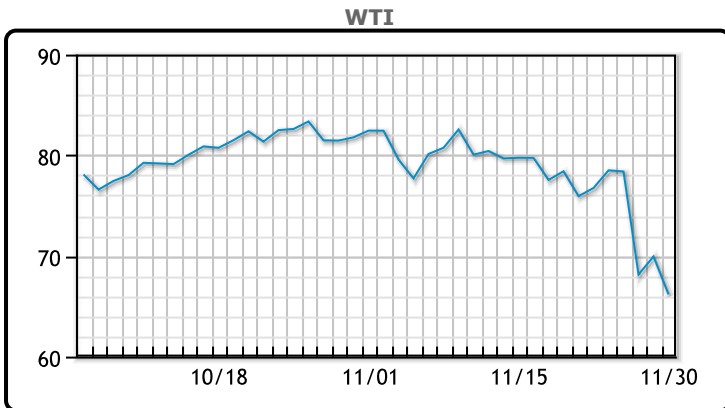
# MARKET DAILY

<https://www.pflpetroleum.com>  
 1865 Veterans Park Dr. Suite 303  
 Naples, Florida 34109  
 Phone: 239-390-2885  
 Fax: 239-949-0611  
 Nov 30, 2021 6:20 PM

Major Energy Futures		
	Settle	Change
Brent	69.23	-3.99
Gas Oil	599.75	20.75
Natural Gas	4.567	-0.623
RBOB	194.01	5.19
ULSD	206.03	5.75
WTI	66.18	-3.77

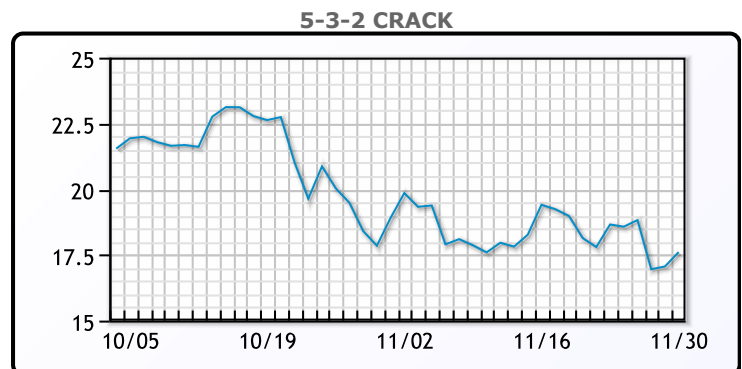
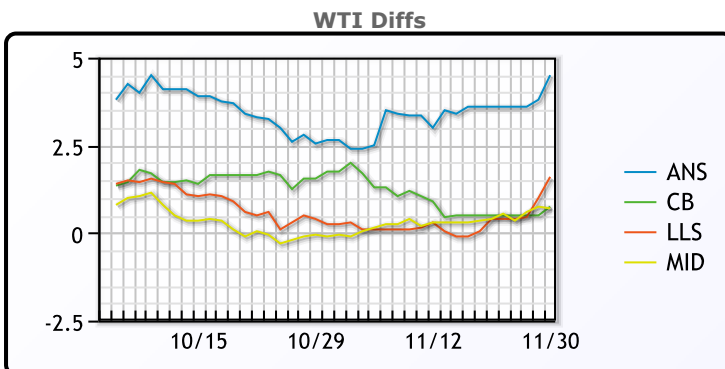
**Market Commentary**  
 Oil prices rose today, reversing some of last week's losses but closed well below recent highs. Prices had rallied harder earlier in the session but traded down later in the day. After Fridays massive rout on the Omicron variant, analysts, market participants, and even the South African doctor who discovered the variant have said it appears to be mild so far. OPEC+ echoed that view, with the Saudi energy minister saying he was not worried about the variant. The group will review next months planned production increases, but regardless could hold back enough oil to offset reserve releases by the US and others. "We believe that the plunge in oil prices has been overblown," said Michael Tran, an analyst at RBC Capital Markets, noting that the sharp fall in prices suggests a much weaker level of demand than is currently being seen". WTI traded up \$1.80 or 2.64% to close at \$69.95. Brent traded up \$.73 or 1% to close at \$73.45.

## Crude & Product Markets



CRUDE			
	Last	Week Ago	Month Ago
ANS	70.68	82.05	86.22
BLS	66.93	78.95	85.32
LLS	67.78	78.85	83.82
Mid	66.88	78.8	83.52
WTI	66.18	78.45	83.57

PRODUCTS			
	Last	Week Ago	Month Ago
Gulf RBOB	193.49	224.72	235.72
Gulf ULSD	200.83	231.96	242
NYH RBOB	199.13	239.22	246.45
NYH ULSD	206.28	238.53	250.39
USGC 3%	57.88	66.63	71.38



**3-2-1 Crack**



**Gulf 3-2-1 Crack**



**NGLs**

**MB**

	Last	Week Ago	Month Ago
Butane	129.5	139.5	166
IsoButane	127.5	137.5	163.25
Natural Gasoline	159.75	184	193.75
Propane	101.875	119	138.25

**CONWAY**

	Last	Week Ago	Month Ago
Butane	133	141.5	167.5
IsoButane	145	144	167.5
Natural Gasoline	157	181.5	192
Propane	102.5	119.5	138.5

**MB NON**

	Last	Week Ago	Month Ago
Butane	127.5	137.5	163
IsoButane	127.5	137.5	163.25
Natural Gasoline	159.25	183.5	192.5
Propane	101.88	118.75	136.13

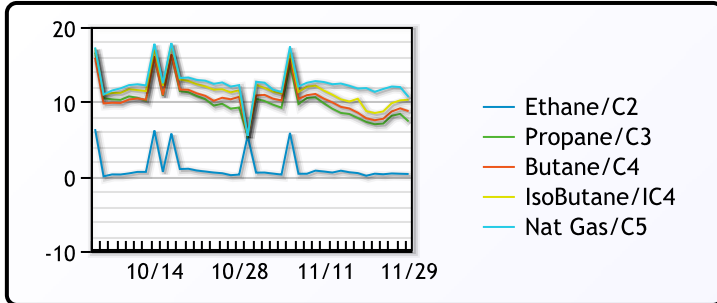
**EDMONTON**

	Last	Week Ago	Month Ago
Propane	82.5	104.25	123.25

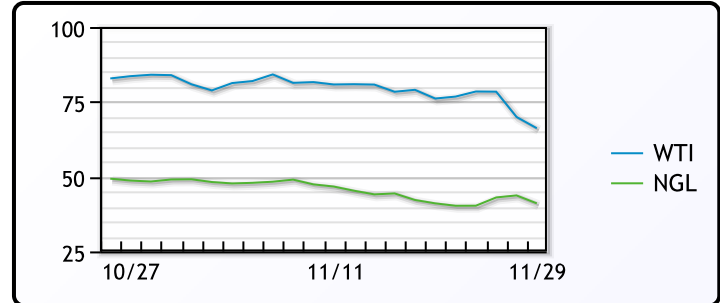
**SARNIA**

	Last	Week Ago	Month Ago
Propane	140.25	129.25	150.25

**FRAC SPREAD**



**WTI vs NGL**



**FX**

	Last	Change
CAD	1.2778	-0.0001
DXY	95.909	-0.432
Gold	1775.78	1.26

**RATES**

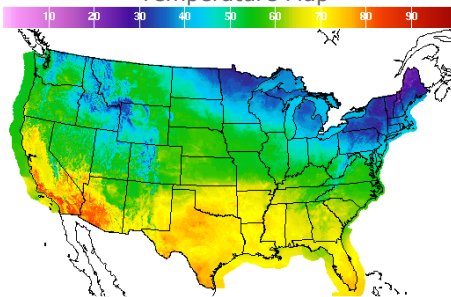
	Last	Change
US 2yr	0.565	0.0807
US 10yr	1.4443	-0.0544
CAN 10yr	1.568	-0.049

**EQUITIES**

	Last	Change
Nasdaq	15537.69	-245.14
TSX	1248.56	-29.72
S&P 500	4567	-88.27

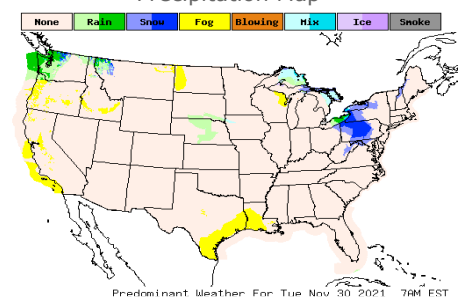
**Weather Data**

**Temperature Map**



City	HIGH °F	LOW °F
Calgary	46	34
Conway	33	23
Cushing	69	51
Denver	58	44
Houston	70	54
Mont Belvieu	67	53
Sarnia	35	30
Williston	45	33

**Precipitation Map**



This report has been prepared by PFL Petroleum Limited personnel for your information only and the views expressed are intended to provide market commentary and are not recommendations. This report is not an offer to sell or a solicitation of any offer to buy any security. The information contained herein has been compiled by PFL from sources believed to be reliable, but no representation or warranty, express or implied, is made by PFL Petroleum Limited, its affiliates or any other person as to its accuracy, completeness or correctness. Copyright 2017 PFL Petroleum Limited. All Rights Reserved