



# MARKET DAILY

<https://www.pflpetroleum.com>  
 1865 Veterans Park Dr. Suite 303  
 Naples, Florida 34109  
 Phone: 239-390-2885  
 Fax: 239-949-0611  
 Nov 29, 2021 6:02 PM

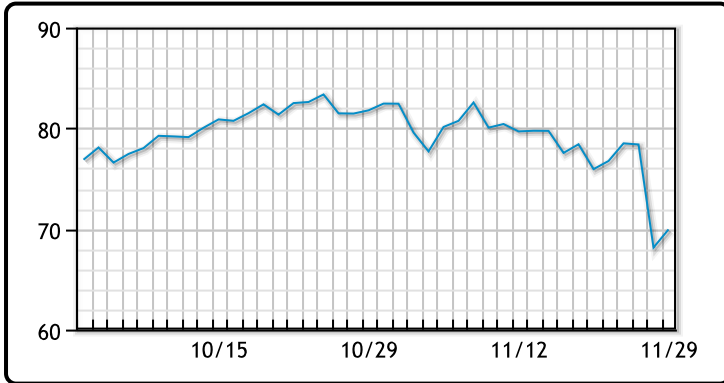
Major Energy Futures		
	Settle	Change
Brent	73.44	0.73
Gas Oil	625	-84.25
Natural Gas	4.854	0.363
RBOB	207.71	-29.03
ULSD	215.21	-28.85
WTI	69.95	1.8

## Market Commentary

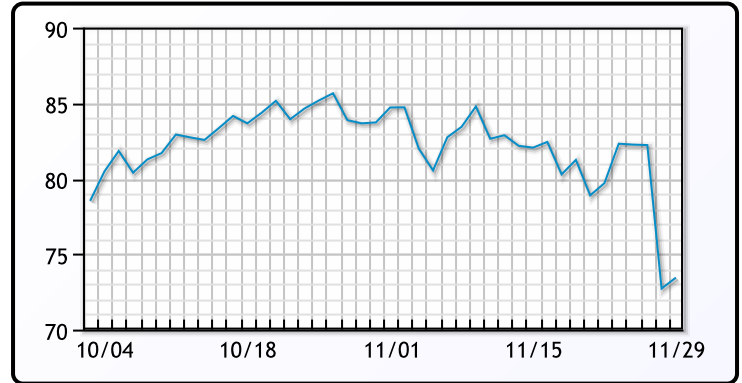
Oil prices rose today, reversing some of last week's losses but closed well below recent highs. Prices had rallied harder earlier in the session but traded down later in the day. After Friday's massive rout on the Omicron variant, analysts, market participants, and even the South African doctor who discovered the variant have said it appears to be mild so far. OPEC+ echoed that view, with the Saudi energy minister saying he was not worried about the variant. The group will review next month's planned production increases, but regardless could hold back enough oil to offset reserve releases by the US and others. "We believe that the plunge in oil prices has been overblown," said Michael Tran, an analyst at RBC Capital Markets, noting that the sharp fall in prices suggests a much weaker level of demand than is currently being seen". WTI traded up \$1.80 or 2.64% to close at \$69.95. Brent traded up \$.73 or 1% to close at \$73.45.

## Crude & Product Markets

WTI



BRENT



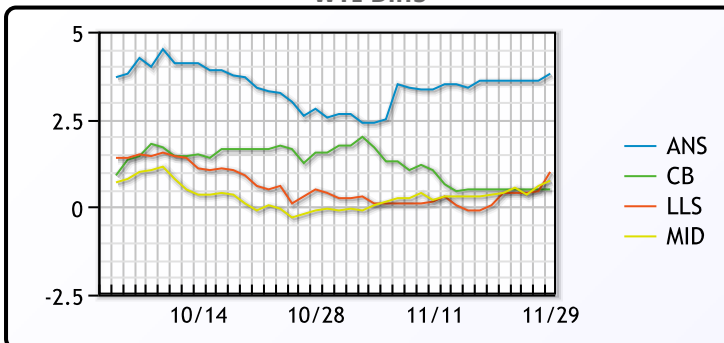
CRUDE

	Last	Week Ago	Month Ago
ANS	73.75	80.35	86.22
BLS	70.45	77.25	85.32
LLS	70.95	77.15	83.82
Mid	70.7	77.3	83.52
WTI	69.95	76.75	83.57

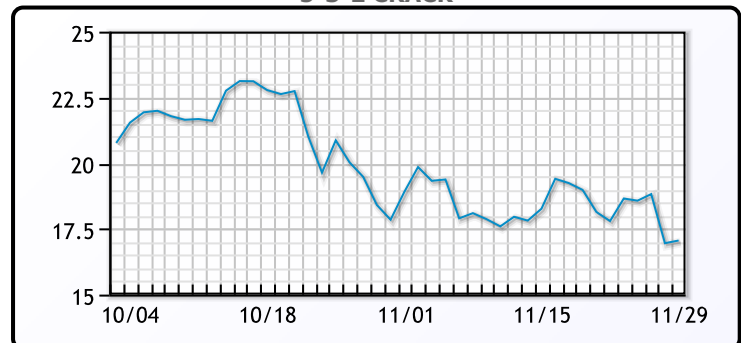
PRODUCTS

	Last	Week Ago	Month Ago
Gulf RBOB	200.93	215.15	235.72
Gulf ULSD	208.7	225.91	242
NYH RBOB	209.46	232.27	246.45
NYH ULSD	215.09	232.54	250.39
USGC 3%	60.13	65.13	71.38

WTI Diffs



5-3-2 CRACK



**3-2-1 Crack**



**Gulf 3-2-1 Crack**



**NGLs**

**MB**

	Last	Week Ago	Month Ago
Butane	139.63	128.5	167.25
IsoButane	143	127.5	162
Natural Gasoline	168.13	179.25	193.75
Propane	111.38	108.25	135.38

**CONWAY**

	Last	Week Ago	Month Ago
Butane	143	132.5	166.13
IsoButane	147	139.25	166.75
Natural Gasoline	162.5	174	191
Propane	113.5	109.25	136.25

**MB NON**

	Last	Week Ago	Month Ago
Butane	137	127.5	162.75
IsoButane	143	127	162
Natural Gasoline	166.88	178.25	192.25
Propane	111.5	108.25	136.13

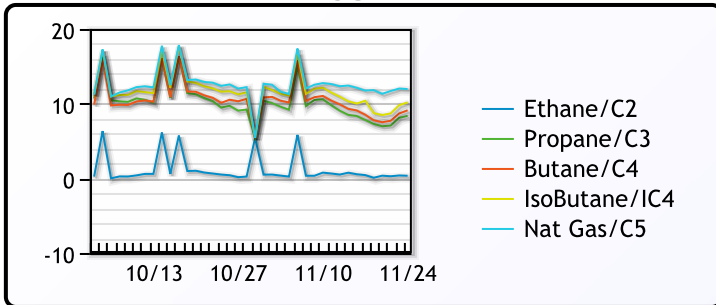
**EDMONTON**

	Last	Week Ago	Month Ago
Propane	98.5	94.5	123.25

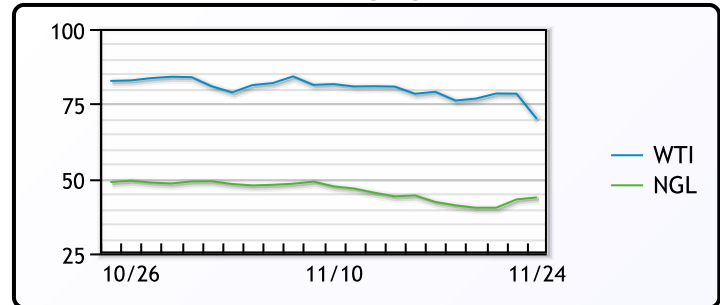
**SARNIA**

	Last	Week Ago	Month Ago
Propane	140.25	129.25	150.25

**FRAC SPREAD**



**WTI vs NGL**



**FX**

	Last	Change
CAD	1.2745	0.0004
DXY	96.194	0.105
Gold	1784.67	0.07

**RATES**

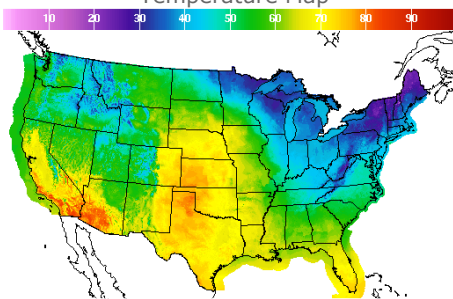
	Last	Change
US 2yr	0.4843	-0.0137
US 10yr	1.4987	0.0256
CAN 10yr	1.617	0.012

**EQUITIES**

	Last	Change
Nasdaq	15782.83	291.17
TSX	1278.28	0.871
S&P 500	4655.27	60.65

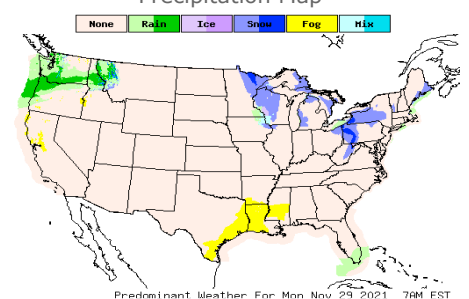
**Weather Data**

**Temperature Map**



City	HIGH °F	LOW °F
Calgary	47	35
Conway	36	23
Cushing	70	44
Denver	66	48
Houston	68	52
Mont Belvieu	64	49
Sarnia	33	27
Williston	49	38

**Precipitation Map**



This report has been prepared by PFL Petroleum Limited personnel for your information only and the views expressed are intended to provide market commentary and are not recommendations. This report is not an offer to sell or a solicitation of any offer to buy any security. The information contained herein has been compiled by PFL from sources believed to be reliable, but no representation or warranty, express or implied, is made by PFL Petroleum Limited, its affiliates or any other person as to its accuracy, completeness or correctness. Copyright 2017 PFL Petroleum Limited. All Rights Reserved