



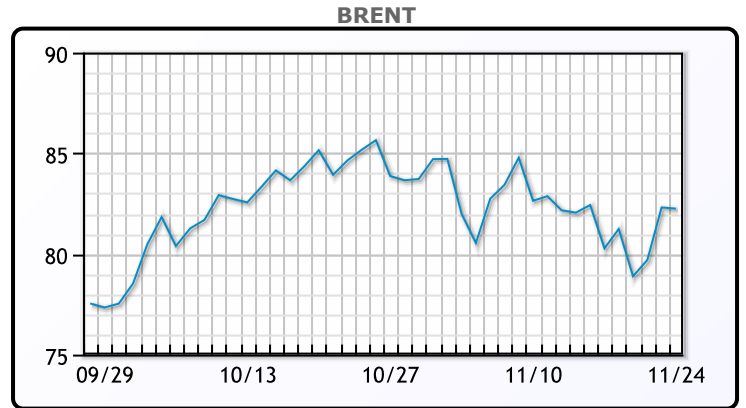
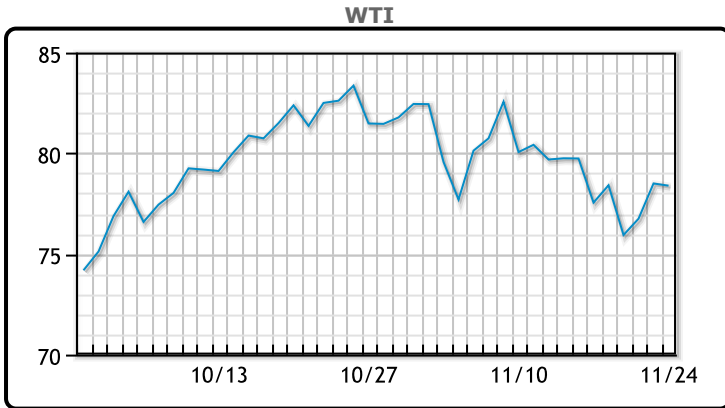
MARKET DAILY

<https://www.pflpetroleum.com>
 1865 Veterans Park Dr. Suite 303
 Naples, Florida 34109
 Phone: 239-390-2885
 Fax: 239-949-0611
 Nov 24, 2021 8:14 PM

Major Energy Futures		
	Settle	Change
Brent	82.25	-0.06
Gas Oil	694.25	8.25
Natural Gas	5.068	0.101
RBOB	231.97	-1.75
ULSD	238.3	-0.13
WTI	78.39	-0.11

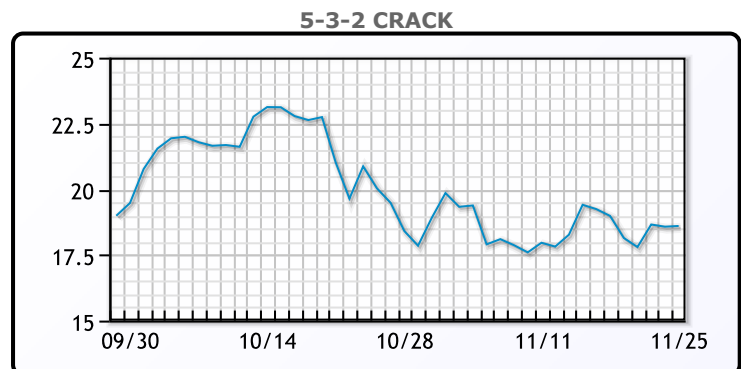
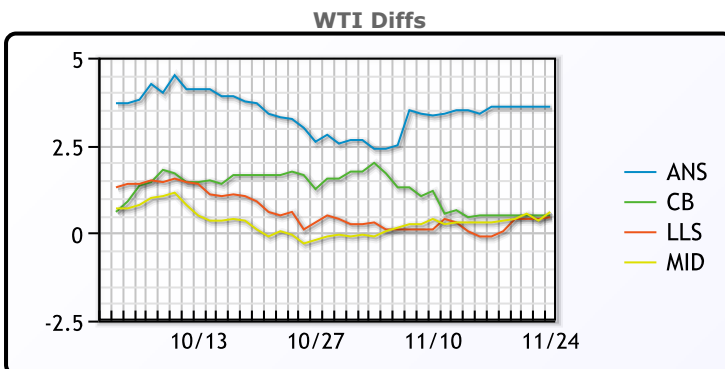
Market Commentary
 Crude oil settled lower Wednesday with Brent ending the day at \$82.25 down 6 cents and WTI settling at \$78.39 down 11 cents. The US failed to persuade OPEC to respond to the rising crude oil demand. In response the US co-ordinated action with the big oil importers to boost supply of crude oil through releasing oil into the markets from the strategic stocks. Countries such as China and India support the use of the SPR, however do not have a reserve as large as the US. "The release may be a case of too much too late, as the oil market was tightest and needed supply relief in September". - Louise Dickson Rystad Energy. With an OPEC meeting scheduled for next week, there's a real prospect that the cartel could match the extra supply of crude oil by cutting their exports. data gathered ahead of an upcoming OPEC+

Crude & Product Markets

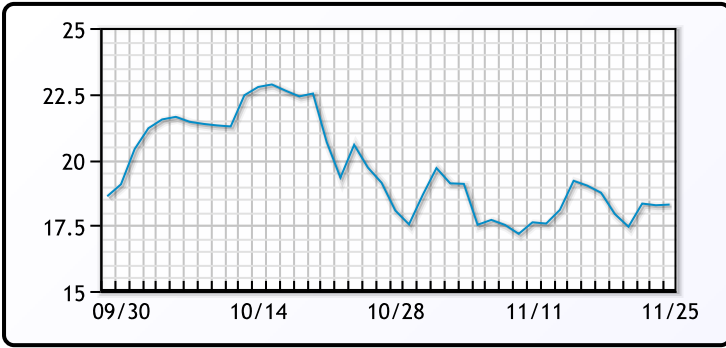


CRUDE			
	Last	Week Ago	Month Ago
ANS	81.99	81.96	87.61
BLS	78.89	78.86	86.26
LLS	78.84	78.26	84.71
Mid	78.99	78.66	84.31
WTI	78.39	78.36	84.61

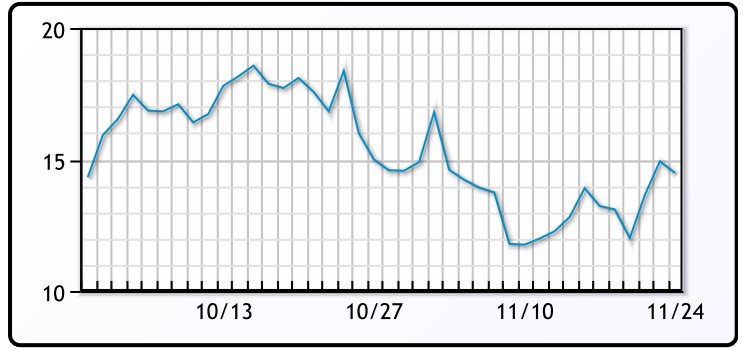
PRODUCTS			
	Last	Week Ago	Month Ago
Gulf RBOB	222.59	216.53	242.09
Gulf ULSD	231.32	230.19	247.99
NYH RBOB	236.97	237.28	252.21
NYH ULSD	238.3	236.94	254.32
USGC 3%	66.38	65.63	73.38



3-2-1 Crack



Gulf 3-2-1 Crack



NGLs

MB

	Last	Week Ago	Month Ago
Butane	144.5	136.88	163.25
IsoButane	143	143.5	162
Natural Gasoline	183.63	179.75	194.5
Propane	121.5	115	140.75

CONWAY

	Last	Week Ago	Month Ago
Butane	145	141	169.5
IsoButane	147	147.5	168
Natural Gasoline	180	174	192
Propane	121	116.25	141.5

MB NON

	Last	Week Ago	Month Ago
Butane	143.38	134.38	161.25
IsoButane	139	143.5	162
Natural Gasoline	183.25	179	194.75
Propane	121.5	115	140.75

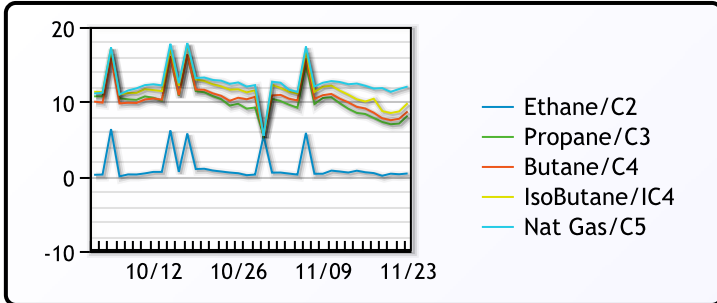
EDMONTON

	Last	Week Ago	Month Ago
Propane	106	101.25	128.5

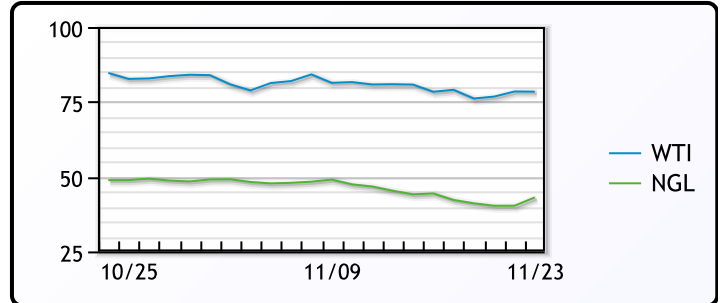
SARNIA

	Last	Week Ago	Month Ago
Propane	140.25	139.25	158

FRAC SPREAD



WTI vs NGL



FX

	Last	Change
CAD	1.2653	-0.0015
DXY	96.766	-0.10901
Gold	1790.84	2.23

RATES

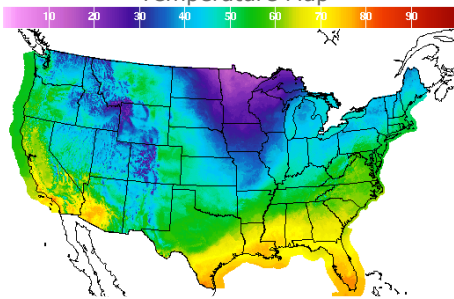
	Last	Change
US 2yr	0.6398	0
US 10yr	1.6341	0
CAN 10yr	1.781	-0.026

EQUITIES

	Last	Change
Nasdaq	15845.23	70.09
TSX	1302.37	5.941
S&P 500	4701.46	10.76

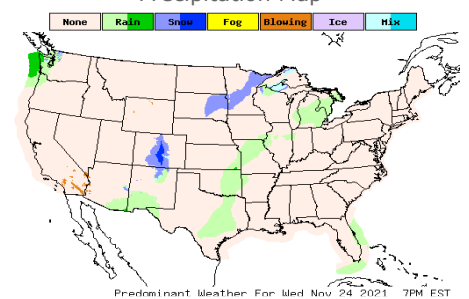
Weather Data

Temperature Map



City	HIGH °F	LOW °F
Calgary	30	18
Conway	26	4
Cushing	67	55
Denver	50	32
Houston	74	61
Mont Belvieu	72	60
Sarnia	46	30
Williston	31	10

Precipitation Map



This report has been prepared by PFL Petroleum Limited personnel for your information only and the views expressed are intended to provide market commentary and are not recommendations. This report is not an offer to sell or a solicitation of any offer to buy any security. The information contained herein has been compiled by PFL from sources believed to be reliable, but no representation or warranty, express or implied, is made by PFL Petroleum Limited, its affiliates or any other person as to its accuracy, completeness or correctness. Copyright 2017 PFL Petroleum Limited. All Rights Reserved