



MARKET DAILY

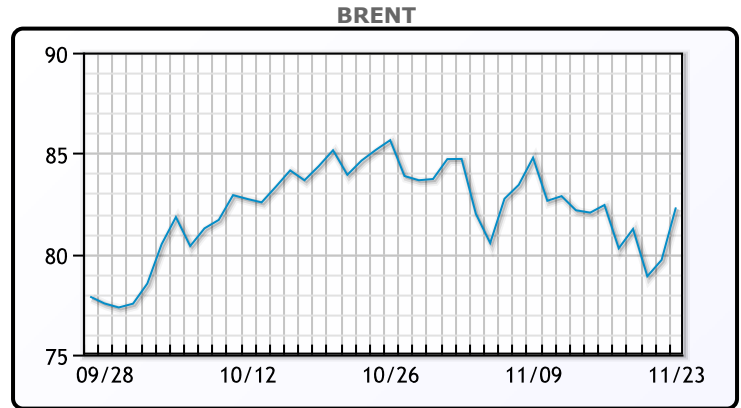
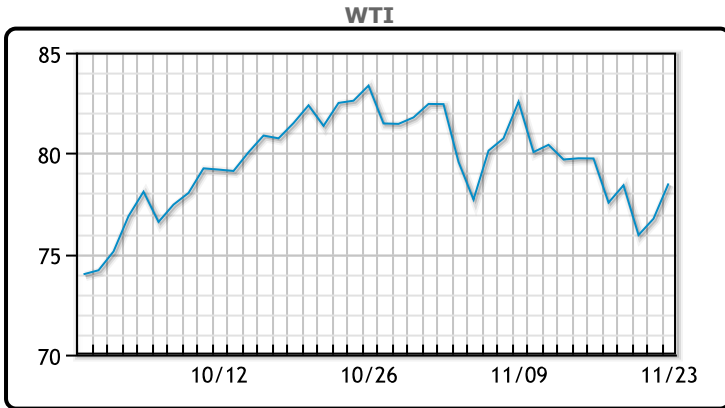
<https://www.pflpetroleum.com>
 1865 Veterans Park Dr. Suite 303
 Naples, Florida 34109
 Phone: 239-390-2885
 Fax: 239-949-0611
 Nov 23, 2021 6:39 PM

Major Energy Futures		
	Settle	Change
Brent	82.31	2.61
Gas Oil	686	16.5
Natural Gas	4.967	0.178
RBOB	233.72	7.7
ULSD	238.43	5.89
WTI	78.5	1.75

Market Commentary

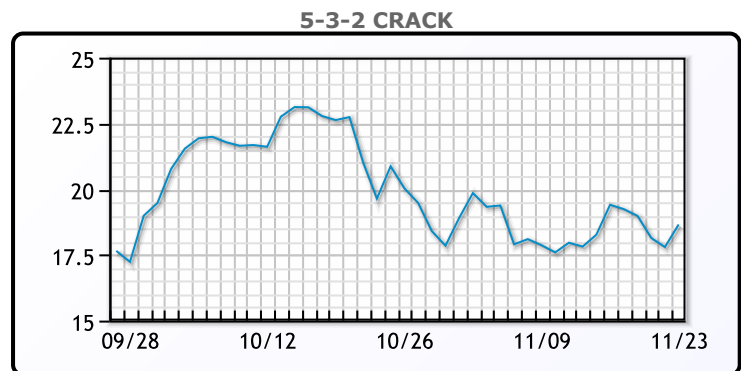
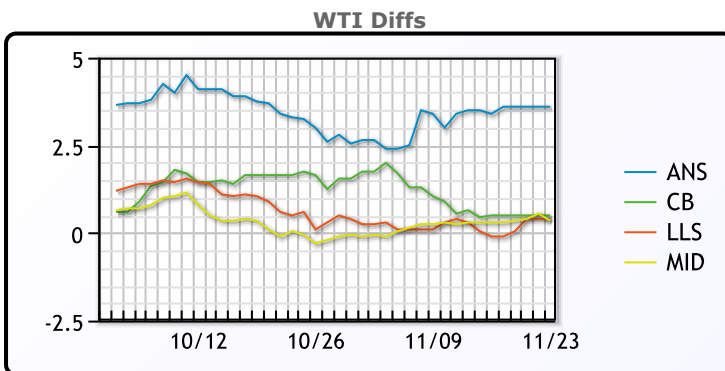
Oil prices rallied today after a global coordinated effort spearheaded by the US aimed at quelling prices fell short of expectations. The United States said on Tuesday it would release millions of barrels of oil from strategic reserves in coordination with China, India, South Korea, Japan and Britain. Prices also shrugged off pressures of a rising dollar and rising Covid cases in Europe. "The coordinated SPR release was smaller-than-expected and undoubtedly will be met by less production from OPEC+," said Edward Moya, senior market analysts at OANDA, noting "No one would be surprised if OPEC+ scaled down their production plans." The UAE Energy Minister said on Tuesday the UAE saw "no logic" in increasing its own contributions to global markets at the moment, adding technical data gathered ahead of an upcoming OPEC+ meeting in December pointed to an oil surplus in the first quarter of 2022. WTI traded up \$1.75 or 2.28% to close at \$78.50. Brent traded up \$2.61 or 3.28% to close at \$82.31.

Crude & Product Markets



CRUDE			
	Last	Week Ago	Month Ago
ANS	82.05	84.16	87.61
BLS	78.95	81.26	86.26
LLS	78.85	80.66	84.71
Mid	78.8	81.06	84.31
WTI	78.45	80.76	84.61

PRODUCTS			
	Last	Week Ago	Month Ago
Gulf RBOB	224.72	221.97	242.09
Gulf ULSD	231.96	236.72	247.99
NYH RBOB	239.22	246.47	252.21
NYH ULSD	238.53	243.59	254.32
USGC 3%	66.63	67.13	73.38



3-2-1 Crack



Gulf 3-2-1 Crack



NGLs

MB

	Last	Week Ago	Month Ago
Butane	139.5	144.75	164.25
IsoButane	137.5	142.75	161.5
Natural Gasoline	184	186.75	194.5
Propane	119	122	140.75

MB NON

	Last	Week Ago	Month Ago
Butane	137.5	142.75	161.5
IsoButane	137.5	142.75	161.5
Natural Gasoline	183.5	186	195
Propane	118.75	122	140.75

CONWAY

	Last	Week Ago	Month Ago
Butane	141.5	148	170.5
IsoButane	144	152	170.25
Natural Gasoline	181.5	185.75	193.25
Propane	119.5	122.75	141.5

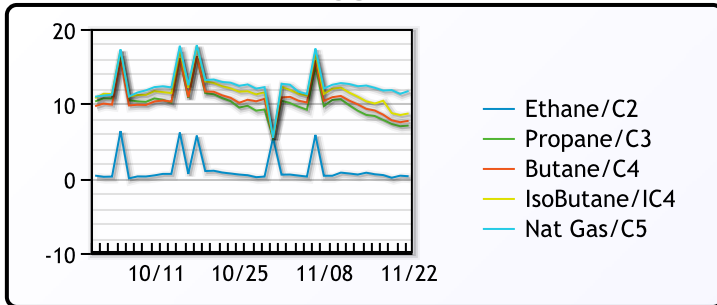
EDMONTON

	Last	Week Ago	Month Ago
Propane	104.25	106.5	128.5

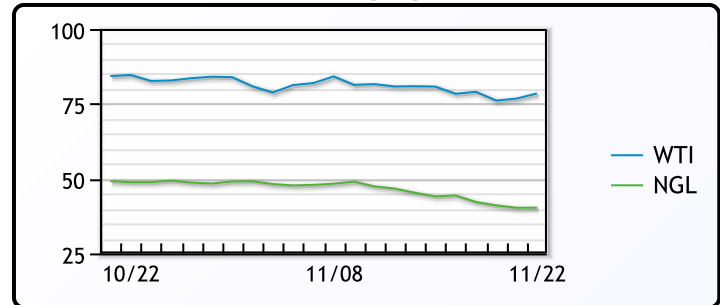
SARNIA

	Last	Week Ago	Month Ago
Propane	129.25	139.25	158

FRAC SPREAD



WTI vs NGL



FX

	Last	Change
CAD	1.2676	0.0006
DXY	96.491	-0.057
Gold	1789.3	0.14

RATES

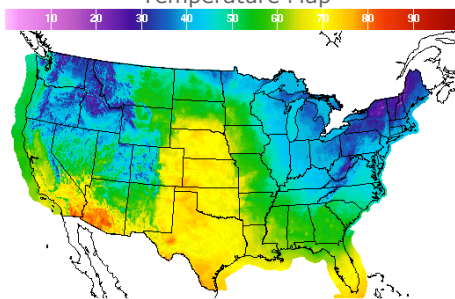
	Last	Change
US 2yr	0.6142	0.03
US 10yr	1.6651	0.0415
CAN 10yr	1.807	0.044

EQUITIES

	Last	Change
Nasdaq	15775.14	-79.62
TSX	1296.429	4.287
S&P 500	4690.7	7.76

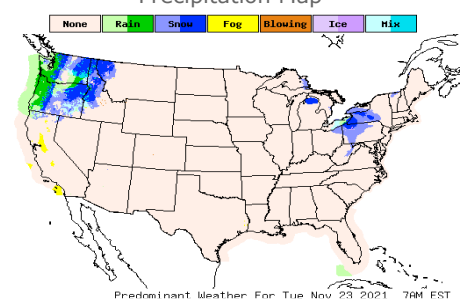
Weather Data

Temperature Map



City	HIGH °F	LOW °F
Calgary	34	20
Conway	35	17
Cushing	67	46
Denver	63	45
Houston	69	54
Mont Belvieu	66	50
Sarnia	34	26
Williston	44	32

Precipitation Map



This report has been prepared by PFL Petroleum Limited personnel for your information only and the views expressed are intended to provide market commentary and are not recommendations. This report is not an offer to sell or a solicitation of any offer to buy any security. The information contained herein has been compiled by PFL from sources believed to be reliable, but no representation or warranty, express or implied, is made by PFL Petroleum Limited, its affiliates or any other person as to its accuracy, completeness or correctness. Copyright 2017 PFL Petroleum Limited. All Rights Reserved