



# MARKET DAILY

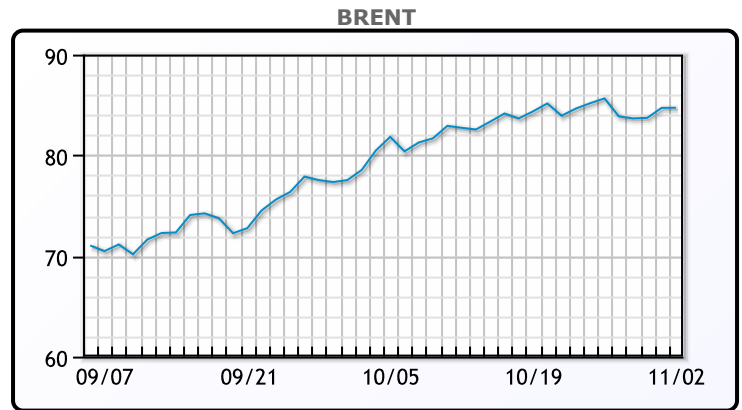
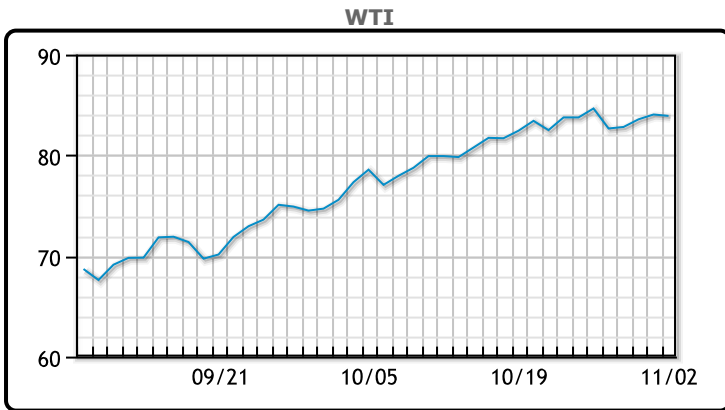
<https://www.pflpetroleum.com>  
 1865 Veterans Park Dr. Suite 303  
 Naples, Florida 34109  
 Phone: 239-390-2885  
 Fax: 239-949-0611  
 Nov 2, 2021 6:15 PM

Major Energy Futures		
	Settle	Change
Brent	84.72	0.01
Gas Oil	722	5.75
Natural Gas	5.542	0.356
RBOB	245.01	4.08
ULSD	250.82	0.51
WTI	83.91	-0.14

**Market Commentary**

Oil prices were down slightly in a choppy session as the market awaits tomorrow stocks data and Thursdays OPEC+ meeting. "We anticipate the relatively neutral trading will continue until we have more definition from OPEC on December production plans," Anthony Hedrick, energy market analyst at commodity brokerage CHS Hedging in St. Paul, Minnesota, said. In a sign that high prices are encouraging more supply elsewhere, BP said on Tuesday it will ramp up investments in onshore U.S. shale oil and gas business to \$1.5 billion in 2022 from \$1 billion this year. This is an about-face for the company that was recently talking about exiting the traditional oil and gas business in favor of more renewables. WTI traded down \$.14 or -.17% to close at \$83.91. Brent traded up \$.01 or .01% to close at \$84.72.

## Crude & Product Markets

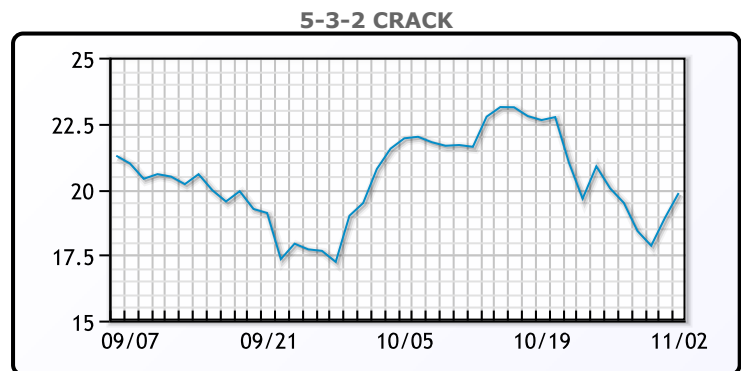
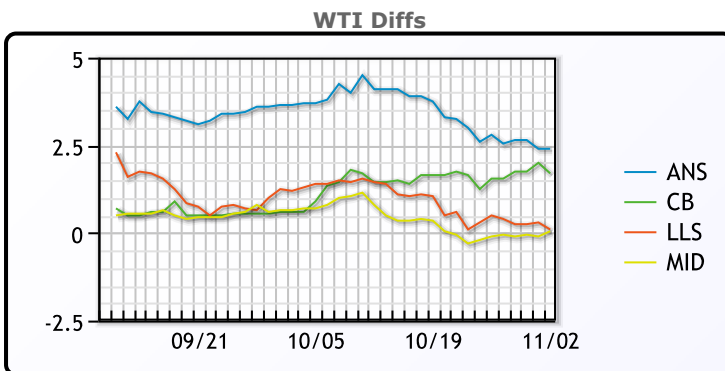


**CRUDE**

	Last	Week Ago	Month Ago
ANS	86.31	87.45	79.58
BLS	85.61	86.2	76.78
LLS	84.01	85.15	77.28
Mid	83.96	84.55	76.58
WTI	83.91	84.65	75.88

**PRODUCTS**

	Last	Week Ago	Month Ago
Gulf RBOB	243.26	243.34	221.75
Gulf ULSD	245.07	250.93	232.82
NYH RBOB	253.51	254.56	230.75
NYH ULSD	251.7	257.98	238.77
USGC 3%	70.13	73.38	70.13



**3-2-1 Crack**



**Gulf 3-2-1 Crack**



**NGLs**

**MB**

	Last	Week Ago	Month Ago
Butane	166.25	168.5	160.5
IsoButane	162.75	164	160.5
Natural Gasoline	194.25	197.5	181.25
Propane	141	139.75	149

**CONWAY**

	Last	Week Ago	Month Ago
Butane	166	167.5	163.75
IsoButane	170	168	167
Natural Gasoline	191	195.5	177
Propane	141	141	148.75

**MB NON**

	Last	Week Ago	Month Ago
Butane	162.25	163	160.5
IsoButane	162.75	164	160.5
Natural Gasoline	193.75	197	184.5
Propane	140.88	140	149.25

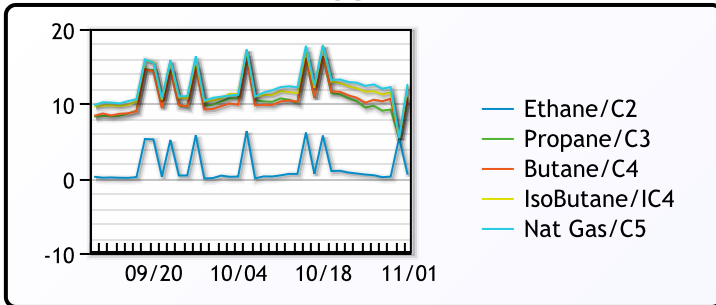
**EDMONTON**

	Last	Week Ago	Month Ago
Propane	127.25	127.5	141.25

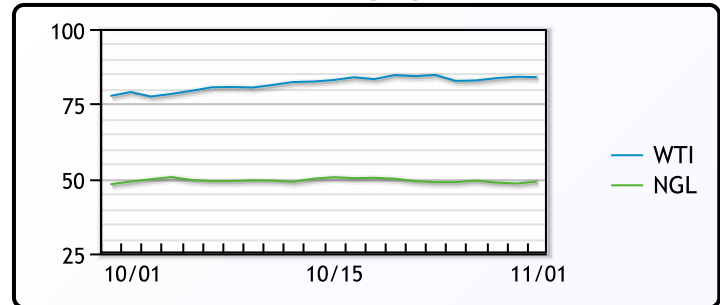
**SARNIA**

	Last	Week Ago	Month Ago
Propane	150.25	158	158.25

**FRAC SPREAD**



**WTI vs NGL**



**FX**

	Last	Change
CAD	1.2408	-0.0003
DXY	94.1	0.22099
Gold	1787.79	0.03

**RATES**

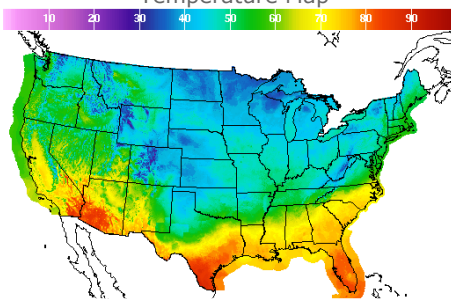
	Last	Change
US 2yr	0.4499	-0.0493
US 10yr	1.5488	-0.0069
CAN 10yr	1.724	-0.024

**EQUITIES**

	Last	Change
Nasdaq	15649.6	53.68
TSX	1273.37	-4.502
S&P 500	4630.65	16.98

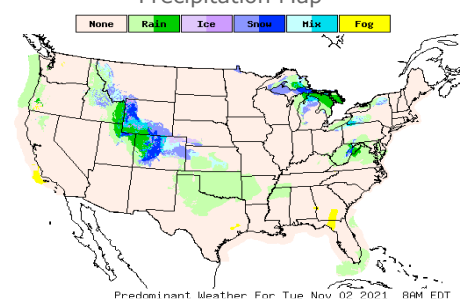
**Weather Data**

**Temperature Map**



City	HIGH °F	LOW °F
Calgary	54	10
Conway	39	27
Cushing	50	39
Denver	45	37
Houston	78	64
Mont Belvieu	75	60
Sarnia	44	34
Williston	43	23

**Precipitation Map**



This report has been prepared by PFL Petroleum Limited personnel for your information only and the views expressed are intended to provide market commentary and are not recommendations. This report is not an offer to sell or a solicitation of any offer to buy any security. The information contained herein has been compiled by PFL from sources believed to be reliable, but no representation or warranty, express or implied, is made by PFL Petroleum Limited, its affiliates or any other person as to its accuracy, completeness or correctness. Copyright 2017 PFL Petroleum Limited. All Rights Reserved