



MARKET DAILY

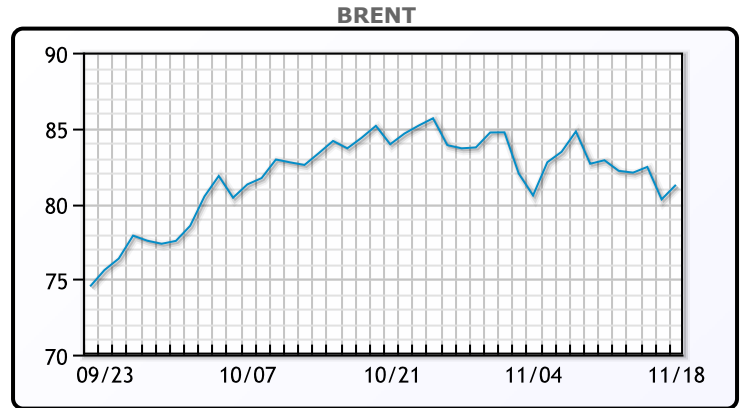
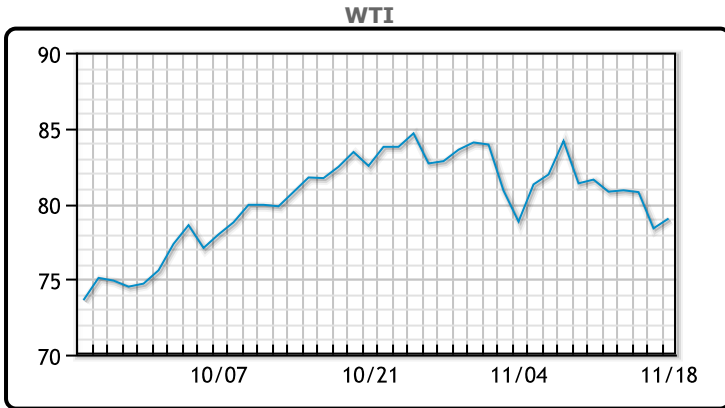
<https://www.pflpetroleum.com>
 1865 Veterans Park Dr. Suite 303
 Naples, Florida 34109
 Phone: 239-390-2885
 Fax: 239-949-0611
 Nov 18, 2021 7:09 PM

Major Energy Futures		
	Settle	Change
Brent	81.24	0.96
Gas Oil	687	-11.5
Natural Gas	4.902	0.086
RBOB	229.43	1.4
ULSD	238.4	1.96
WTI	79.01	0.65

Market Commentary

Oil prices rose slightly Thursday after dropping to six week lows after China announced that it will begin moving to tap into their reserves. This release, even if only the USA and China are involved, will drive down the prices even if it is only a temporary dip. "Japan and South Korea have shown resistance to releasing reserves, so we're coming back up a little bit," said Phil Flynn, Senior Analyst at Price Futures Group in Chicago. "The market is going to continue to be nervous, because it is on guard from a release." Brent rose 96 cents to settle at \$81.24 while WTI saw gains of 65 cents to settle at \$79.01.

Crude & Product Markets

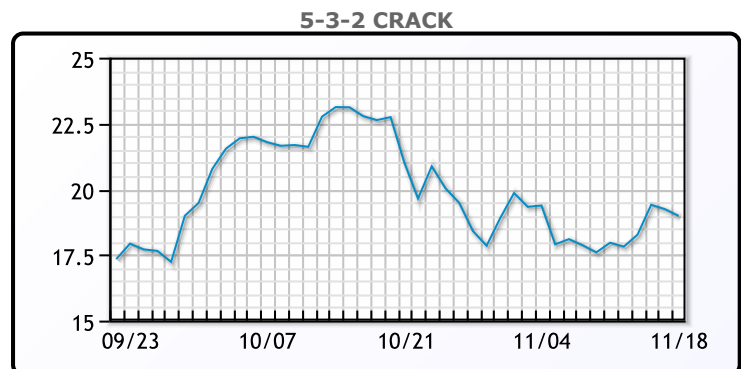
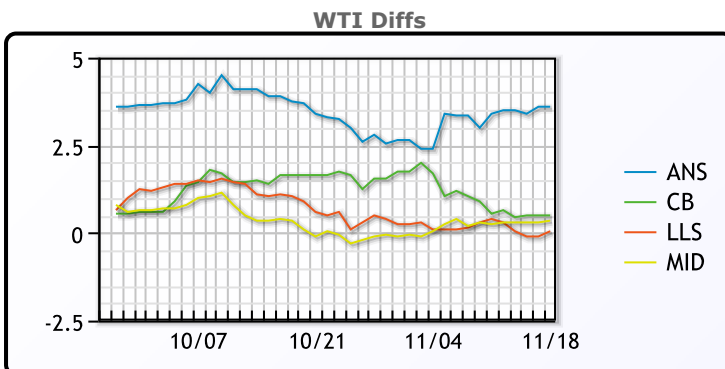


CRUDE

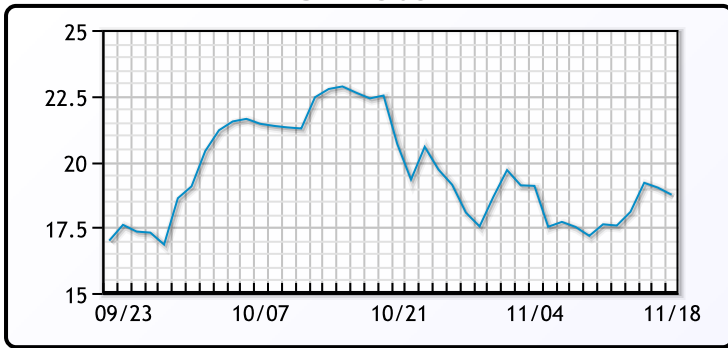
	Last	Week Ago	Month Ago
ANS	82.61	84.99	86.14
BLS	79.51	82.14	84.09
LLS	79.06	81.99	83.34
Mid	79.36	81.84	82.54
WTI	79.01	81.59	82.44

PRODUCTS

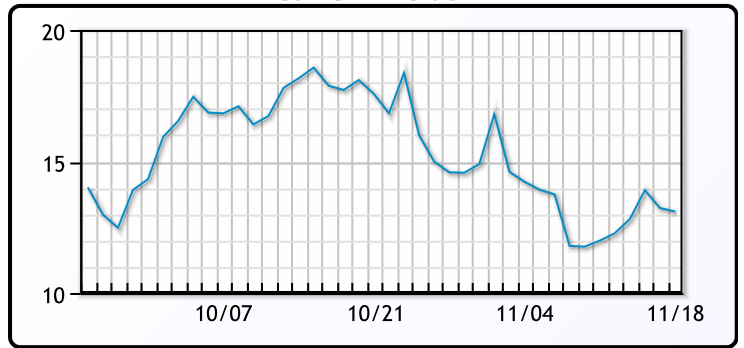
	Last	Week Ago	Month Ago
Gulf RBOB	218.18	223.28	241.16
Gulf ULSD	231.9	238.46	249.02
NYH RBOB	237.81	238.53	257.04
NYH ULSD	238.8	245.34	255.79
USGC 3%	66.88	67.38	74.38



3-2-1 Crack



Gulf 3-2-1 Crack



NGLs

MB

	Last	Week Ago	Month Ago
Butane	131	156.5	168
IsoButane	129.5	154.13	167.5
Natural Gasoline	182.38	189.5	194
Propane	111.75	133.25	148.25

CONWAY

	Last	Week Ago	Month Ago
Butane	135.38	158.5	173
IsoButane	139	161	173
Natural Gasoline	180	186.13	191.63
Propane	113.32	133.25	148.13

MB NON

	Last	Week Ago	Month Ago
Butane	129.25	154.38	167
IsoButane	129.5	154.13	167.25
Natural Gasoline	181.63	188.5	194.25
Propane	111.38	133.38	148.13

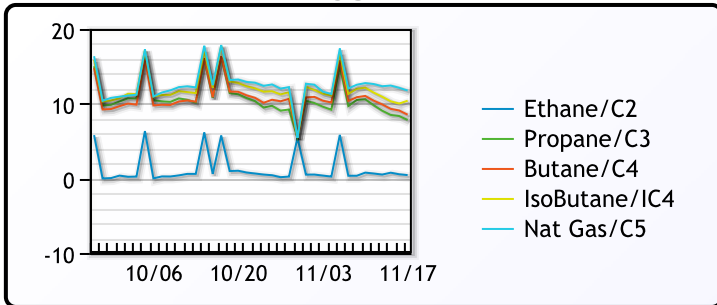
EDMONTON

	Last	Week Ago	Month Ago
Propane	101	120.25	135.13

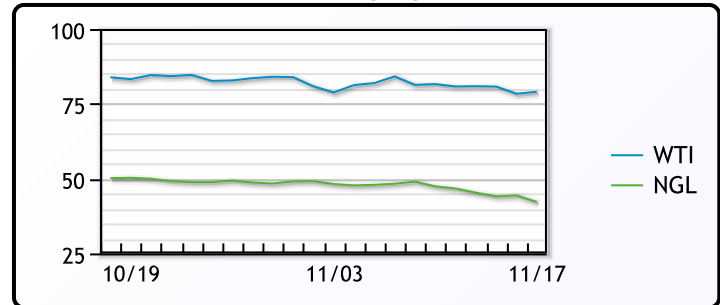
SARNIA

	Last	Week Ago	Month Ago
Propane	139.25	157.75	161.5

FRAC SPREAD



WTI vs NGL



FX

	Last	Change
CAD	1.2601	-0.0001
DXY	95.54401	-0.28399
Gold	1859.06	0.12

RATES

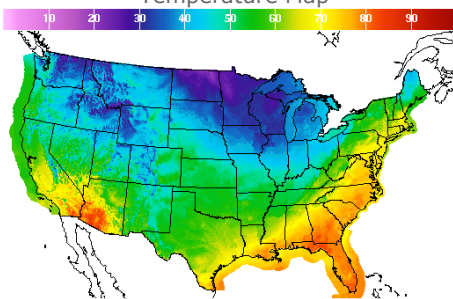
	Last	Change
US 2yr	0.5001	-0.002
US 10yr	1.5906	0.0051
CAN 10yr	1.697	0.005

EQUITIES

	Last	Change
Nasdaq	15993.71	72.14
TSX	1304.787	1.715
S&P 500	4704.54	15.87

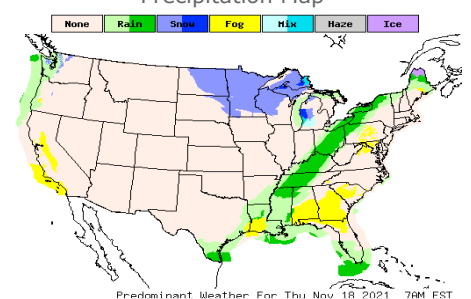
Weather Data

Temperature Map



City	HIGH °F	LOW °F
Calgary	33	19
Conway	21	16
Cushing	52	37
Denver	47	31
Houston	71	56
Mont Belvieu	67	52
Sarnia	50	31
Williston	32	15

Precipitation Map



This report has been prepared by PFL Petroleum Limited personnel for your information only and the views expressed are intended to provide market commentary and are not recommendations. This report is not an offer to sell or a solicitation of any offer to buy any security. The information contained herein has been compiled by PFL from sources believed to be reliable, but no representation or warranty, express or implied, is made by PFL Petroleum Limited, its affiliates or any other person as to its accuracy, completeness or correctness. Copyright 2017 PFL Petroleum Limited. All Rights Reserved