



# MARKET DAILY

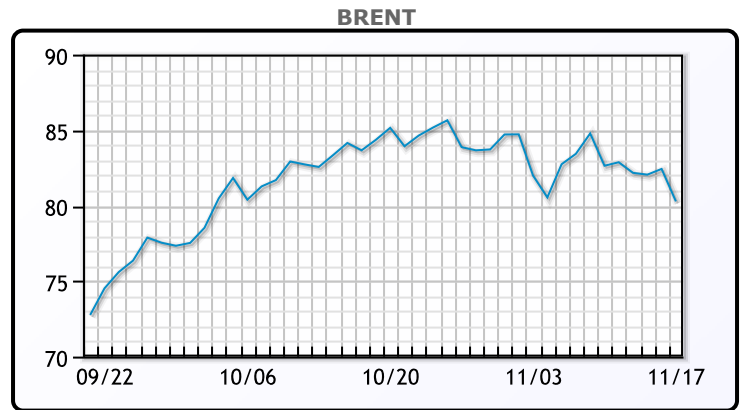
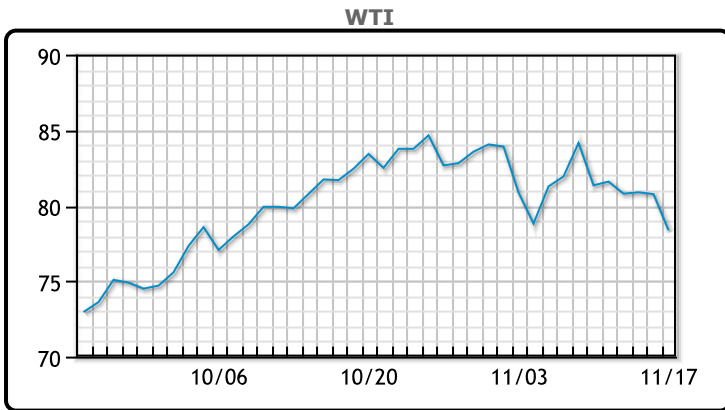
<https://www.pflpetroleum.com>  
 1865 Veterans Park Dr. Suite 303  
 Naples, Florida 34109  
 Phone: 239-390-2885  
 Fax: 239-949-0611  
 Nov 17, 2021 6:54 PM

Major Energy Futures		
	Settle	Change
Brent	80.28	-2.15
Gas Oil	690.25	14.75
Natural Gas	4.816	-0.361
RBOB	228.03	-6.94
ULSD	236.44	-6.65
WTI	78.36	-2.4

**Market Commentary**

Oil prices slumped Wednesday after OPEC and the IEA warned of looming oversupply issues paired with the rising COVID cases in Europe increasing downside risks to the demand recovery. Prices were also influenced by the reports of the US asking other major global oil consumers to consider a coordinated release of oil reserves in an attempt to bring prices down. Brent fell \$2.15 to settle at \$80.28 while WTI fell \$2.4 to settle at \$78.36.

## Crude & Product Markets

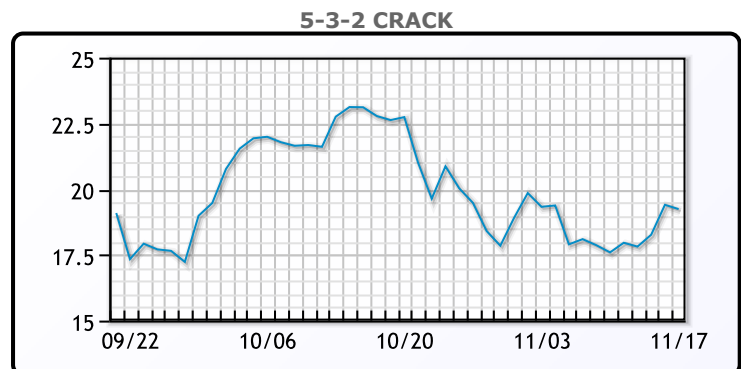
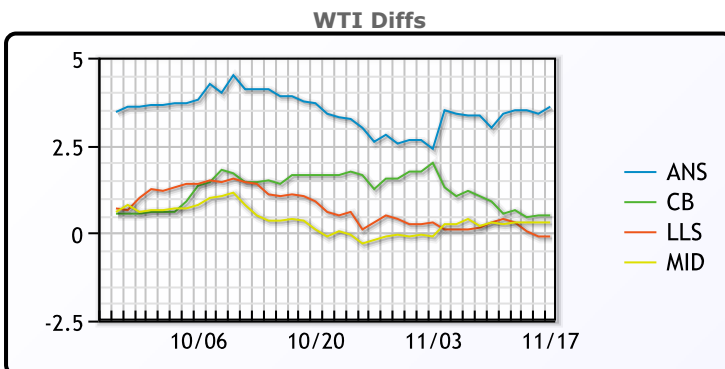


**CRUDE**

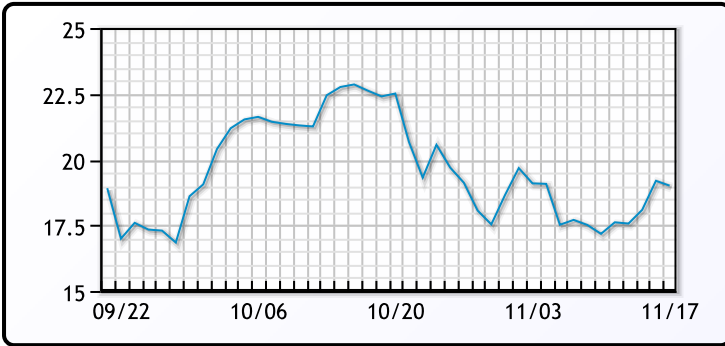
	Last	Week Ago	Month Ago
ANS	81.96	84.34	86.03
BLS	78.86	82.24	83.93
LLS	78.26	81.64	83.33
Mid	78.66	81.64	82.63
WTI	78.36	81.34	82.28

**PRODUCTS**

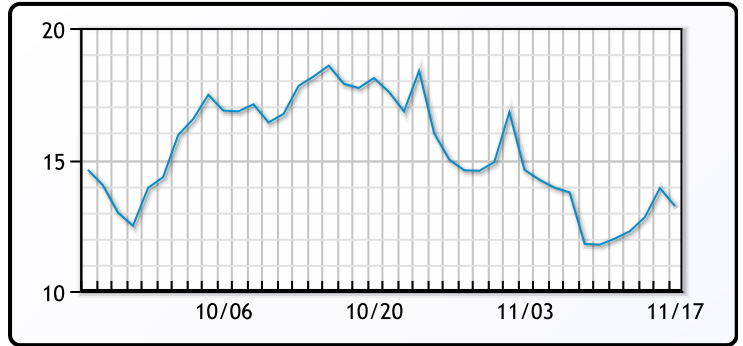
	Last	Week Ago	Month Ago
Gulf RBOB	216.53	222.42	241.39
Gulf ULSD	230.19	239.16	251.17
NYH RBOB	237.28	234.97	256.64
NYH ULSD	236.94	245.71	259
USGC 3%	65.63	68.63	75.38



**3-2-1 Crack**



**Gulf 3-2-1 Crack**



**NGLs**

**MB**

	Last	Week Ago	Month Ago
Butane	137.5	160.5	168.5
IsoButane	135.5	158.5	167
Natural Gasoline	179.75	188.25	194.75
Propane	114.75	138	148.25

**CONWAY**

	Last	Week Ago	Month Ago
Butane	140.25	164	172
IsoButane	146	167.5	171
Natural Gasoline	179	184	193
Propane	116.5	138	149

**MB NON**

	Last	Week Ago	Month Ago
Butane	135.5	158.5	167
IsoButane	135.5	158.5	167
Natural Gasoline	180	187	195.5
Propane	115	138.38	148.13

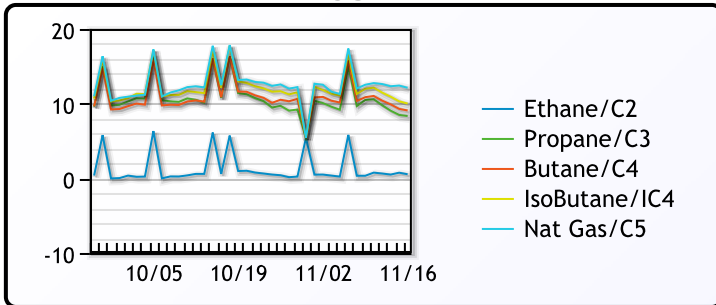
**EDMONTON**

	Last	Week Ago	Month Ago
Propane	101.25	125.75	136.5

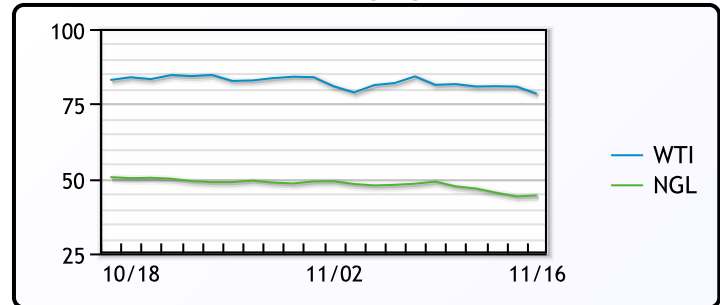
**SARNIA**

	Last	Week Ago	Month Ago
Propane	139.25	157.75	161.5

**FRAC SPREAD**



**WTI vs NGL**



**FX**

	Last	Change
CAD	1.2612	0.0002
DXY	95.828	-0.087
Gold	1866.45	-1.03

**RATES**

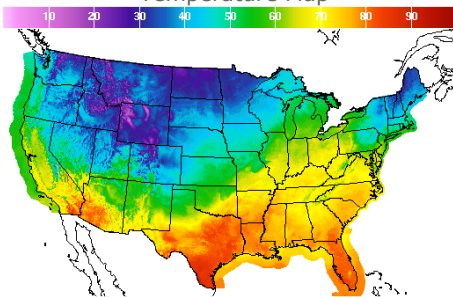
	Last	Change
US 2yr	0.4979	-0.02
US 10yr	1.5889	-0.0446
CAN 10yr	1.692	-0.093

**EQUITIES**

	Last	Change
Nasdaq	15921.57	-52.29
TSX	1303.072	-3.941
S&P 500	4688.67	-12.23

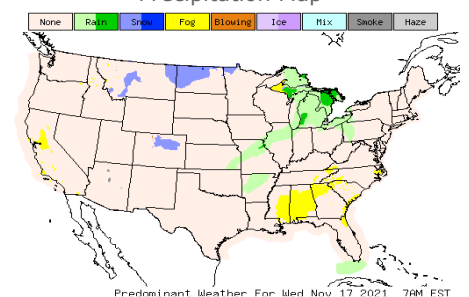
**Weather Data**

**Temperature Map**



City	HIGH °F	LOW °F
Calgary	32	18
Conway	31	21
Cushing	67	47
Denver	43	30
Houston	81	68
Mont Belvieu	76	66
Sarnia	60	38
Williston	29	20

**Precipitation Map**



This report has been prepared by PFL Petroleum Limited personnel for your information only and the views expressed are intended to provide market commentary and are not recommendations. This report is not an offer to sell or a solicitation of any offer to buy any security. The information contained herein has been compiled by PFL from sources believed to be reliable, but no representation or warranty, express or implied, is made by PFL Petroleum Limited, its affiliates or any other person as to its accuracy, completeness or correctness. Copyright 2017 PFL Petroleum Limited. All Rights Reserved