



MARKET DAILY

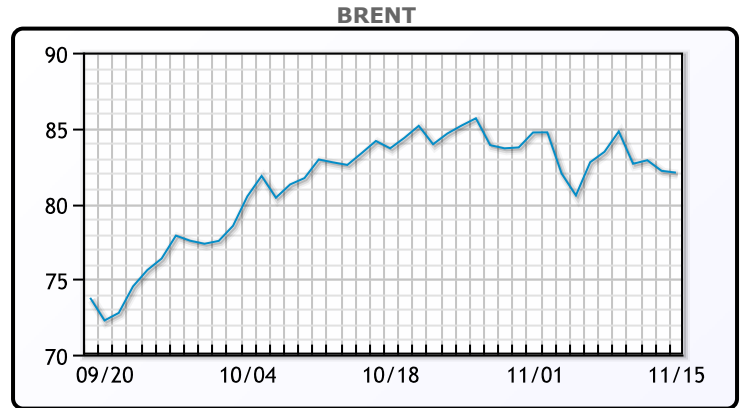
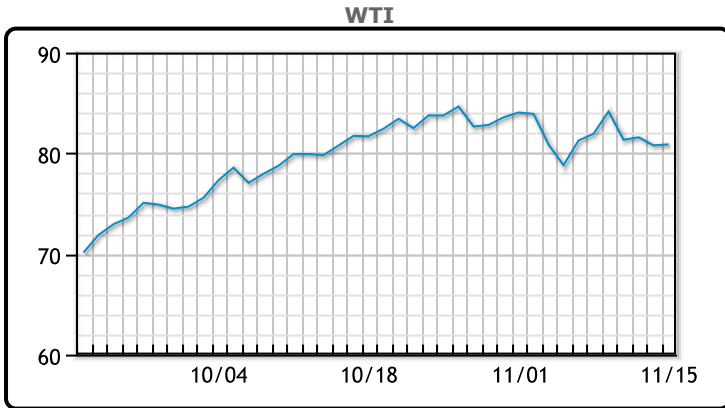
<https://www.pflpetroleum.com>
 1865 Veterans Park Dr. Suite 303
 Naples, Florida 34109
 Phone: 239-390-2885
 Fax: 239-949-0611
 Nov 15, 2021 6:10 PM

Major Energy Futures		
	Settle	Change
Brent	82.05	-0.12
Gas Oil	687	-7
Natural Gas	5.017	-0.358
RBOB	232.88	-0.64
ULSD	239.81	-4.34
WTI	80.88	0.09

Market Commentary

Oil prices were mixed today after tumbling earlier on in the session but trading up later in the day. "The market now seems to be less concerned about the current supply tightness, expecting it to be short-lived," Rystad senior markets analyst Louise Dickson said. "Traders are instead refocusing on the return of two bearish factors – the possibility of more oil supply sources and more COVID-19 cases." Europe and China are both grappling with rising Covid cases and are exploring further restrictions which would negatively impact prices. Prices have also been under pressure of late from a rising dollar. WTI traded up \$.09 or .11% to close at \$80.88. Brent traded down \$.12 or -.15% to close at \$82.05.

Crude & Product Markets

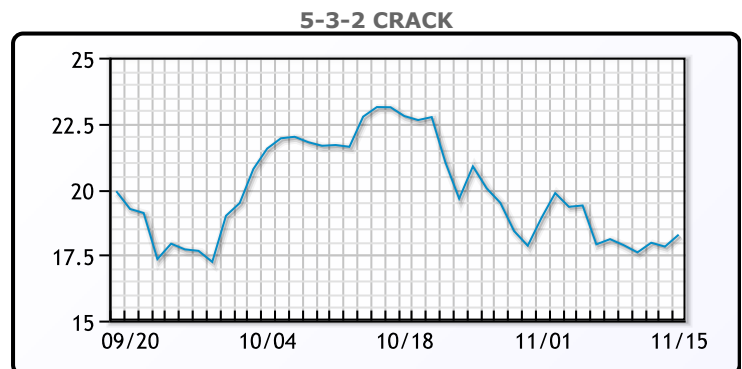
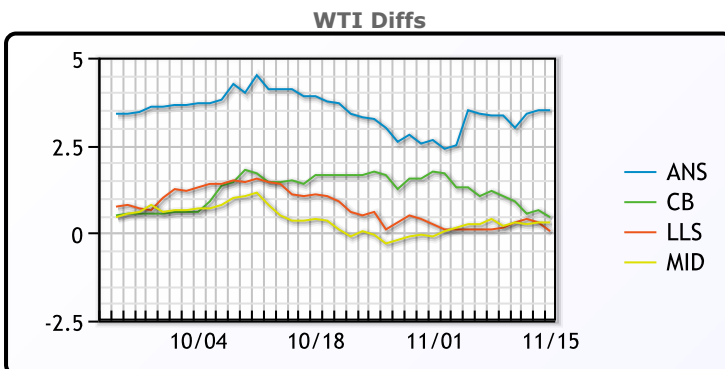


CRUDE

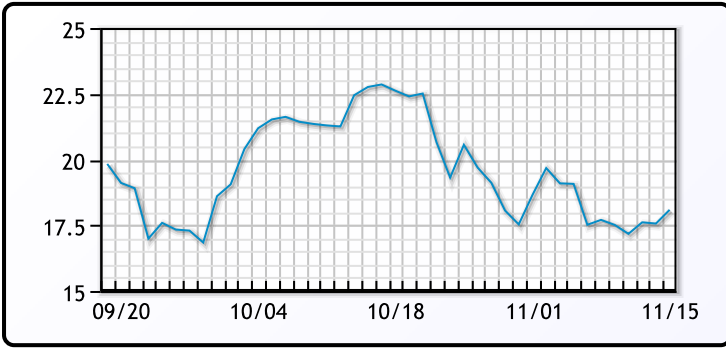
	Last	Week Ago	Month Ago
ANS	84.38	85.28	86.03
BLS	81.33	83.13	83.93
LLS	80.93	82.03	83.33
Mid	81.18	82.33	82.63
WTI	80.88	81.93	82.28

PRODUCTS

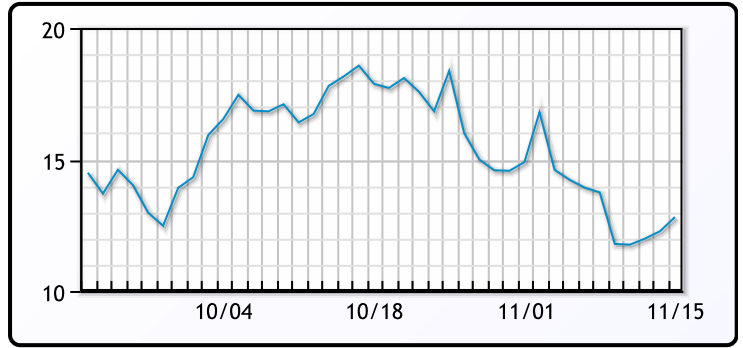
	Last	Week Ago	Month Ago
Gulf RBOB	222.13	226.22	241.39
Gulf ULSD	233.63	240.81	251.17
NYH RBOB	241.38	237.22	256.64
NYH ULSD	240.26	247.34	259
USGC 3%	66.88	68.38	75.38



3-2-1 Crack



Gulf 3-2-1 Crack



NGLs

MB

	Last	Week Ago	Month Ago
Butane	146.75	161.25	168.5
IsoButane	143.75	159.25	167
Natural Gasoline	186.75	190.5	194.75
Propane	121	138.75	148.25

CONWAY

	Last	Week Ago	Month Ago
Butane	148.5	162.5	172
IsoButane	158	165	171
Natural Gasoline	185	187	193
Propane	122	138.5	149

MB NON

	Last	Week Ago	Month Ago
Butane	143.75	159.25	167
IsoButane	143.75	159.25	167
Natural Gasoline	186	189.75	195.5
Propane	120.88	138.63	148.13

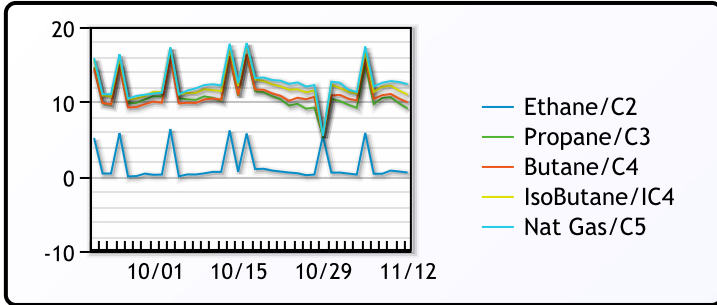
EDMONTON

	Last	Week Ago	Month Ago
Propane	106.25	126	136.5

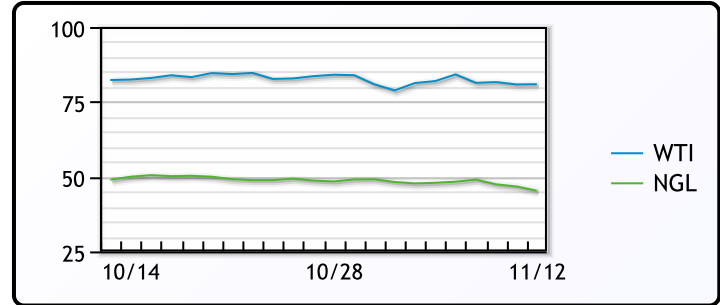
SARNIA

	Last	Week Ago	Month Ago
Propane	145.25	150.75	161.5

FRAC SPREAD



WTI vs NGL



FX

	Last	Change
CAD	1.2507	-0.0009
DXY	95.524	0.39599
Gold	1863.24	0.4

RATES

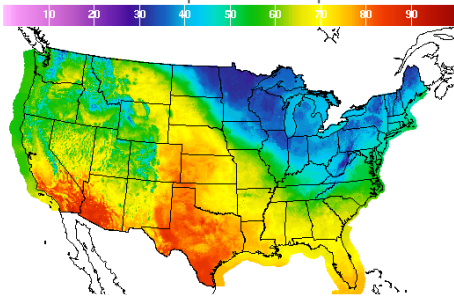
	Last	Change
US 2yr	0.5157	0.0042
US 10yr	1.6145	0.0532
CAN 10yr	1.724	0.054

EQUITIES

	Last	Change
Nasdaq	15853.85	-7.11
TSX	1304.92	-4.836
S&P 500	4682.8	-0.05

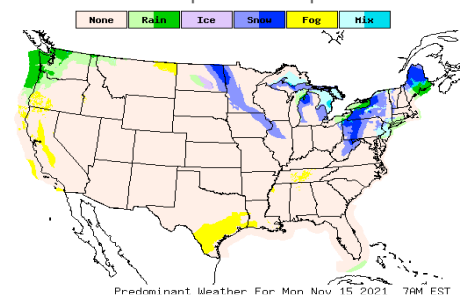
Weather Data

Temperature Map



City	HIGH °F	LOW °F
Calgary	41	32
Conway	31	16
Cushing	69	45
Denver	68	51
Houston	79	62
Mont Belvieu	75	61
Sarnia	38	31
Williston	48	37

Precipitation Map



This report has been prepared by PFL Petroleum Limited personnel for your information only and the views expressed are intended to provide market commentary and are not recommendations. This report is not an offer to sell or a solicitation of any offer to buy any security. The information contained herein has been compiled by PFL from sources believed to be reliable, but no representation or warranty, express or implied, is made by PFL Petroleum Limited, its affiliates or any other person as to its accuracy, completeness or correctness. Copyright 2017 PFL Petroleum Limited. All Rights Reserved