



MARKET DAILY

<https://www.pflpetroleum.com>
 1865 Veterans Park Dr. Suite 303
 Naples, Florida 34109
 Phone: 239-390-2885
 Fax: 239-949-0611
 Nov 12, 2021 6:00 PM

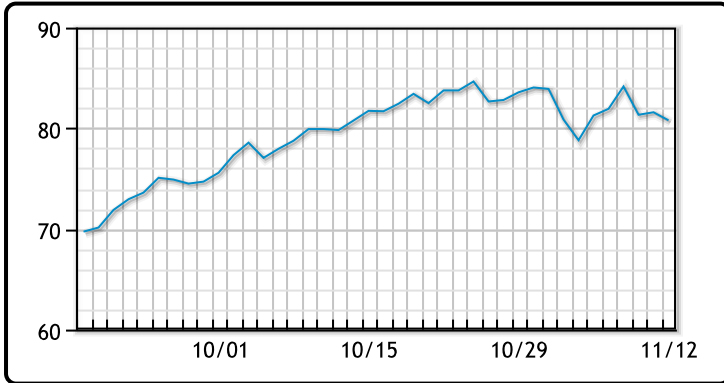
Major Energy Futures		
	Settle	Change
Brent	82.17	-0.71
Gas Oil	698.5	-19.25
Natural Gas	4.791	0.269
RBOB	231.14	2.06
ULSD	240.37	-0.5
WTI	80.79	-0.8

Market Commentary

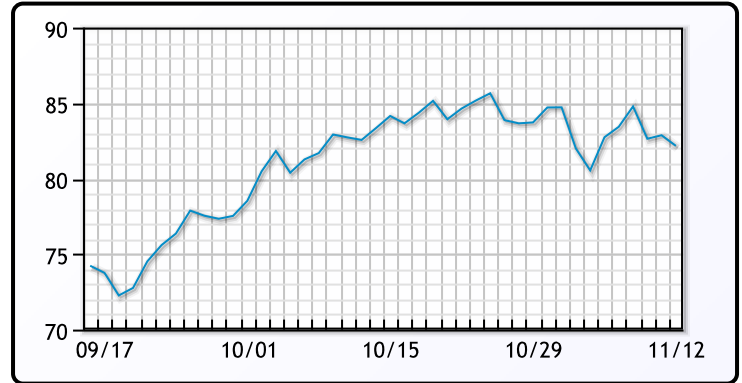
Oil prices fell today, posting their third drop week over week, wiping out gains from yesterday's session. The market is still concerned with worries that the Fed will accelerate its plans to boost interest rates to tame inflation. "This week has been a good reminder for oil markets that prices are not only affected by the supply-demand trajectory, but also from monetary policy forecasts and by forms of government intervention," said Louise Dickson, senior oil markets analyst at Rystad Energy. "Higher interest rates would provide even further support to the dollar and even more downward pressure on oil prices." US energy firms added oil and gas rigs for a third week in a row, and the rig count is now at the highest level since April of 2020. WTI traded down \$.80 or -.98% to close at \$80.79. Brent traded down \$.71 or -.86% to close at \$82.16.

Crude & Product Markets

WTI



BRENT



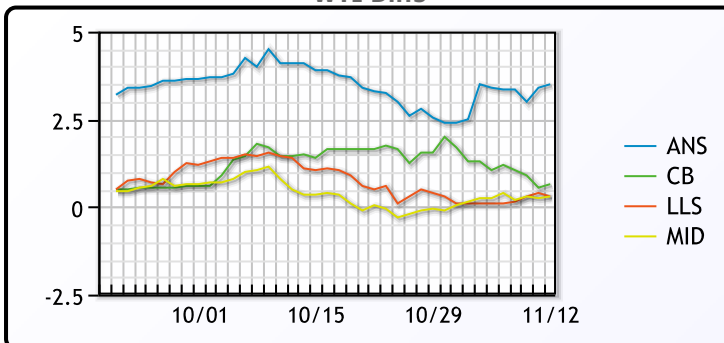
CRUDE

	Last	Week Ago	Month Ago
ANS	84.29	84.67	84.74
BLS	81.44	82.32	82.14
LLS	81.09	81.37	81.74
Mid	81.09	81.52	80.99
WTI	80.79	81.27	80.64

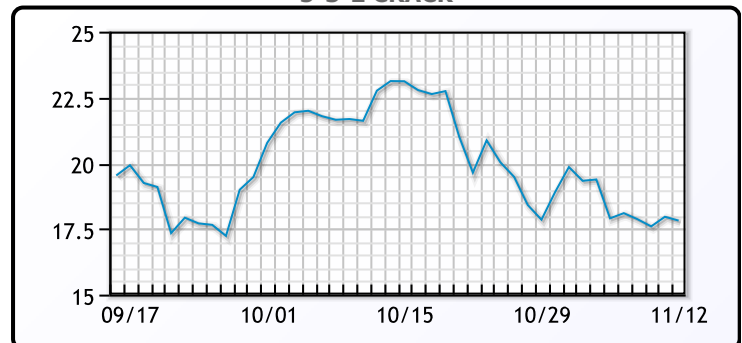
PRODUCTS

	Last	Week Ago	Month Ago
Gulf RBOB	222.01	227.34	232.41
Gulf ULSD	234.32	239.66	244.95
NYH RBOB	238.51	238.59	244.79
NYH ULSD	240.92	246.19	253.18
USGC 3%	66.88	67.63	74.63

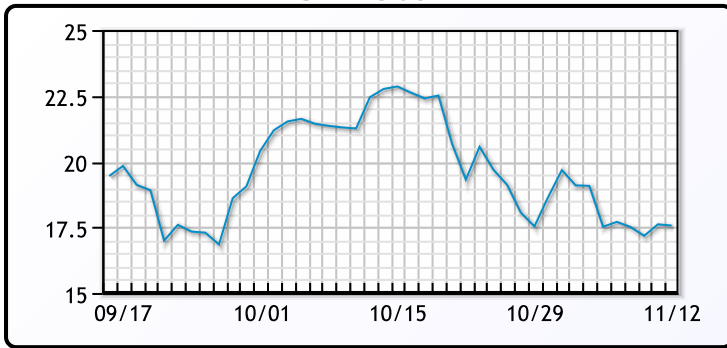
WTI Diffs



5-3-2 CRACK



3-2-1 Crack



Gulf 3-2-1 Crack



NGLs

MB

	Last	Week Ago	Month Ago
Butane	152	162.25	162.25
IsoButane	149.5	158.5	159.75
Natural Gasoline	187	189	192
Propane	127.13	136.88	144.75

MB NON

	Last	Week Ago	Month Ago
Butane	149.5	158.75	159.75
IsoButane	149.25	158.5	159.75
Natural Gasoline	186	188.25	192.25
Propane	127.25	137	145

CONWAY

	Last	Week Ago	Month Ago
Butane	153	162.25	165.5
IsoButane	157.5	164.5	164
Natural Gasoline	183.5	186	189
Propane	127.5	137.13	144.75

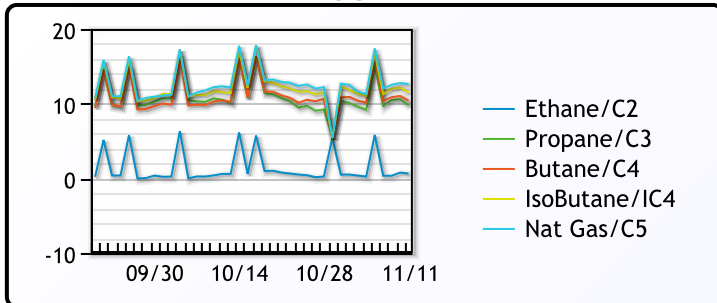
EDMONTON

	Last	Week Ago	Month Ago
Propane	114	124.13	134.75

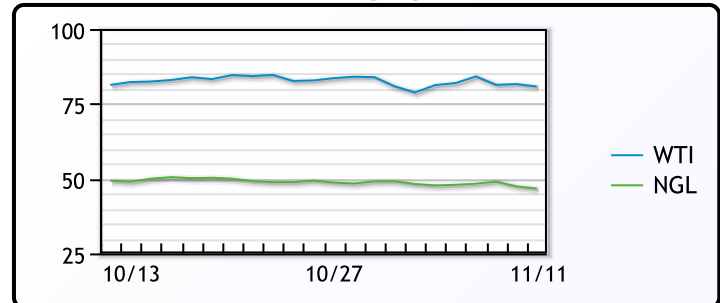
SARNIA

	Last	Week Ago	Month Ago
Propane	157.75	150.75	161.5

FRAC SPREAD



WTI vs NGL



FX

	Last	Change
CAD	1.255	-0.0029
DXY	95.122	-0.056
Gold	1864.9	2.79

RATES

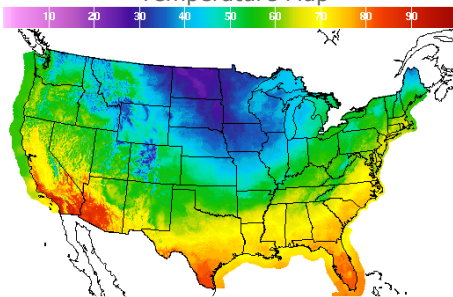
	Last	Change
US 2yr	0.5115	-0.0014
US 10yr	1.5613	0.012
CAN 10yr	1.67	-0.014

EQUITIES

	Last	Change
Nasdaq	15860.96	156.68
TSX	1309.76	13.538
S&P 500	4682.85	33.58

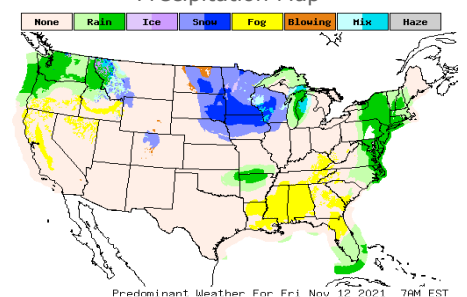
Weather Data

Temperature Map



City	HIGH °F	LOW °F
Calgary	54	26
Conway	28	17
Cushing	52	40
Denver	55	34
Houston	75	58
Mont Belvieu	73	54
Sarnia	50	38
Williston	31	17

Precipitation Map



This report has been prepared by PFL Petroleum Limited personnel for your information only and the views expressed are intended to provide market commentary and are not recommendations. This report is not an offer to sell or a solicitation of any offer to buy any security. The information contained herein has been compiled by PFL from sources believed to be reliable, but no representation or warranty, express or implied, is made by PFL Petroleum Limited, its affiliates or any other person as to its accuracy, completeness or correctness. Copyright 2017 PFL Petroleum Limited. All Rights Reserved