



# MARKET DAILY

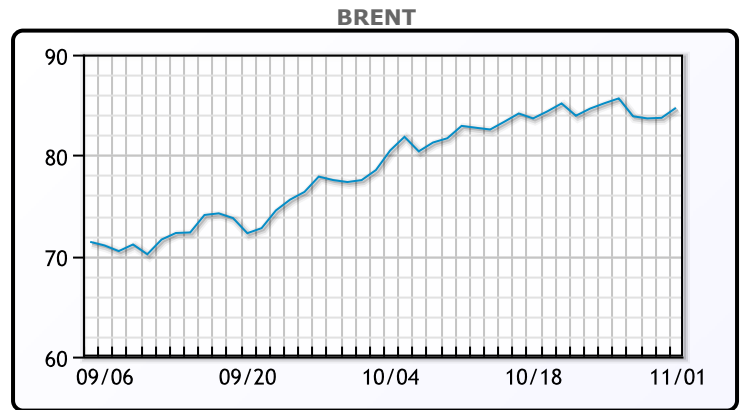
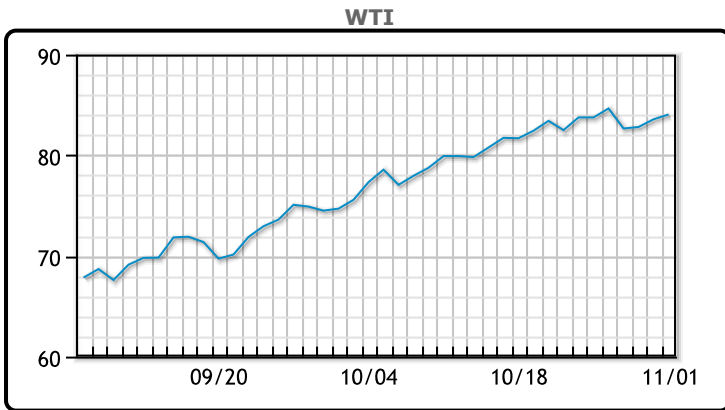
<https://www.pflpetroleum.com>  
 1865 Veterans Park Dr. Suite 303  
 Naples, Florida 34109  
 Phone: 239-390-2885  
 Fax: 239-949-0611  
 Nov 1, 2021 6:05 PM

Major Energy Futures		
	Settle	Change
Brent	84.71	0.8
Gas Oil	724.25	4.25
Natural Gas	5.186	-0.356
RBOB	240.93	1.08
ULSD	250.31	-0.61
WTI	84.05	0.48

**Market Commentary**

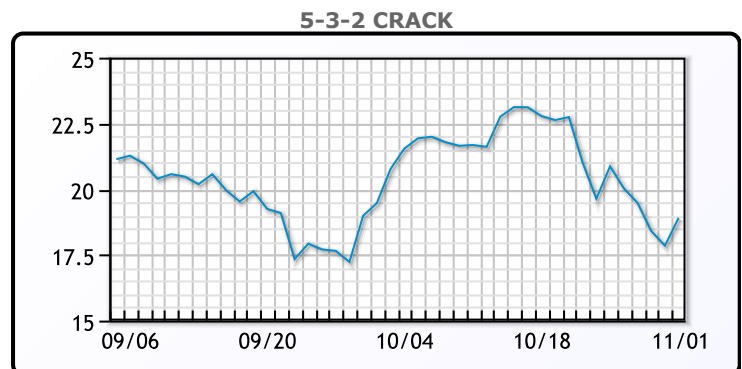
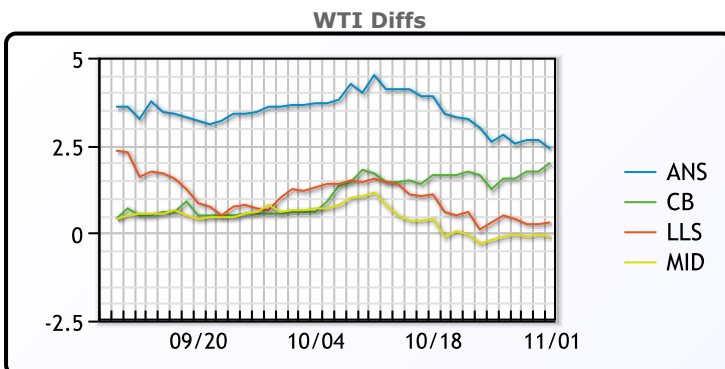
Oil continued to rise today, with the differential between Brent and WTI narrowing to below \$.50. Prices are higher on expectations of stronger demand and a belief that OPEC+ will keep the production increases steady. The increase in OPEC's oil output in October fell short of the rise planned under a deal with allies, a Reuters survey found on Monday, as involuntary outages in some smaller producers offset higher supplies from Saudi Arabia and Iraq. "We feel that their position will be one where the status quo will be maintained while a 'wink and a nod' will be provided in accepting violation of quotas should Brent values gravitate back up into new 7-year high territory," said Jim Ritterbusch, president of Ritterbusch and Associates LLC in Galena, Illinois. The US is still urging OPEC+ to increase production to combat rising fuel prices here at home. WTI traded up \$.48 or .57% to close at \$84.05. Brent traded up \$.80 or .96% to close at \$84.52.

## Crude & Product Markets

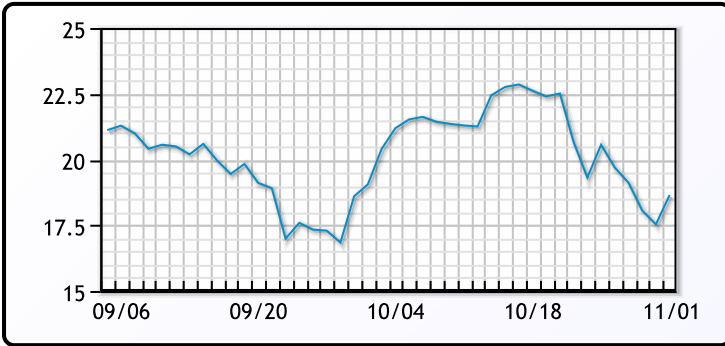


CRUDE			
	Last	Week Ago	Month Ago
ANS	86.45	86.86	79.58
BLS	86.05	85.51	76.78
LLS	84.35	84.56	77.28
Mid	83.95	84.06	76.58
WTI	84.05	84.26	75.88

PRODUCTS			
	Last	Week Ago	Month Ago
Gulf RBOB	239.18	245.5	221.75
Gulf ULSD	244.41	250.27	232.82
NYH RBOB	249.93	255.19	230.75
NYH ULSD	251.43	256.69	238.77
USGC 3%	72.13	74.13	70.13



**3-2-1 Crack**



**Gulf 3-2-1 Crack**



**NGLs**

**MB**

	Last	Week Ago	Month Ago
Butane	168.5	163.75	160.5
IsoButane	165.5	160.75	160.5
Natural Gasoline	194	195.5	181.25
Propane	142	137.75	149

**MB NON**

	Last	Week Ago	Month Ago
Butane	164.5	159.75	160.5
IsoButane	165.5	160.75	160.5
Natural Gasoline	193.25	195.5	184.5
Propane	142	137.63	149.25

**CONWAY**

	Last	Week Ago	Month Ago
Butane	168	168	163.75
IsoButane	172	168	167
Natural Gasoline	191.25	194.5	177
Propane	142.25	138.5	148.75

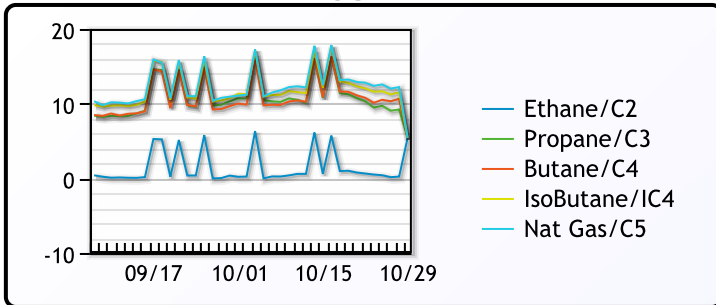
**EDMONTON**

	Last	Week Ago	Month Ago
Propane	129	125	141.25

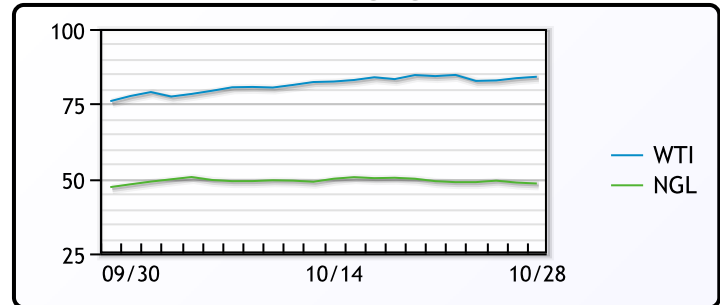
**SARNIA**

	Last	Week Ago	Month Ago
Propane	150.25	158	158.25

**FRAC SPREAD**



**WTI vs NGL**



**FX**

	Last	Change
CAD	1.2371	0.0002
DXY	93.888	-0.235
Gold	1793.1	-0.18

**RATES**

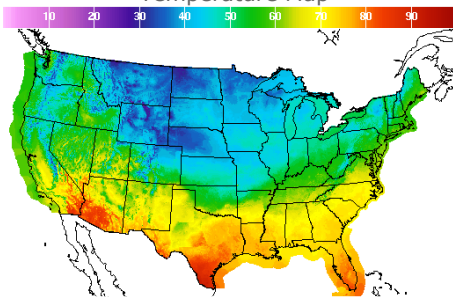
	Last	Change
US 2yr	0.4992	0.0022
US 10yr	1.5557	0.0036
CAN 10yr	1.748	0.025

**EQUITIES**

	Last	Change
Nasdaq	15595.92	97.53
TSX	1277.87	12.676
S&P 500	4613.67	8.29

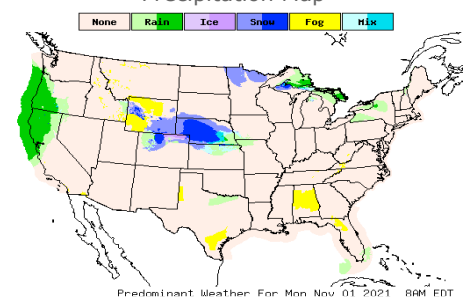
**Weather Data**

**Temperature Map**



City	HIGH °F	LOW °F
Calgary	30	8
Conway	39	28
Cushing	51	44
Denver	45	36
Houston	77	62
Mont Belvieu	74	57
Sarnia	47	37
Williston	34	24

**Precipitation Map**



This report has been prepared by PFL Petroleum Limited personnel for your information only and the views expressed are intended to provide market commentary and are not recommendations. This report is not an offer to sell or a solicitation of any offer to buy any security. The information contained herein has been compiled by PFL from sources believed to be reliable, but no representation or warranty, express or implied, is made by PFL Petroleum Limited, its affiliates or any other person as to its accuracy, completeness or correctness. Copyright 2017 PFL Petroleum Limited. All Rights Reserved