



MARKET DAILY

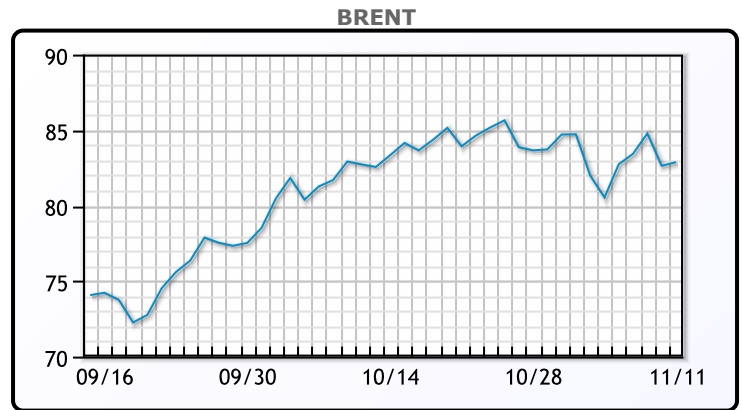
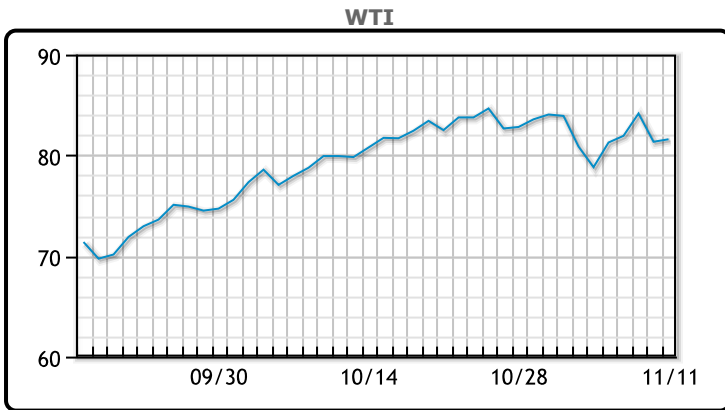
<https://www.pflpetroleum.com>
 1865 Veterans Park Dr. Suite 303
 Naples, Florida 34109
 Phone: 239-390-2885
 Fax: 239-949-0611
 Nov 11, 2021 6:51 PM

Major Energy Futures		
	Settle	Change
Brent	82.87	-0.06
Gas Oil	705.5	-3
Natural Gas	5.149	-0.099
RBOB	231.78	-7.8
ULSD	244.71	-5.6
WTI	81.59	0.25

Market Commentary

Oil prices bounced slightly today, grappling with a stronger dollar and OPEC cutting its 2021 oil demand forecast on higher prices. "A slowdown in the pace of recovery in the fourth quarter of 2021 is now assumed due to elevated energy prices," OPEC said in the report, also citing slow demand in China and India. The dollar rose to 16 month highs today against a basket of currencies as bets on interest rate hikes increase. Word is energy representatives from US and Russia met, which is a rarity in and of itself, in the Biden administrations pursuit to lower energy costs. WTI traded up \$.25 or .31% to close at \$81.59. Brent traded down \$.06 or -.07% to close at \$82.58.

Crude & Product Markets

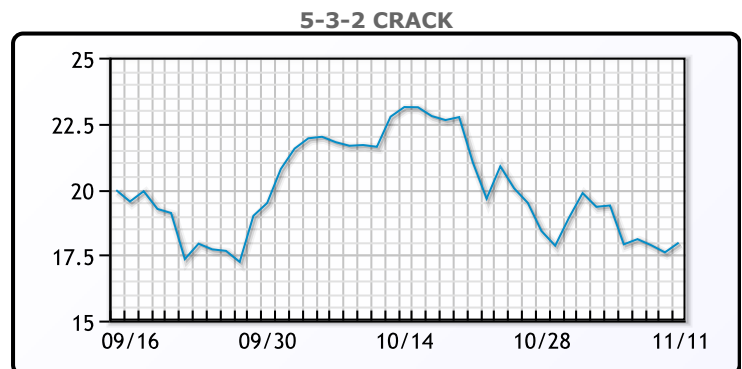
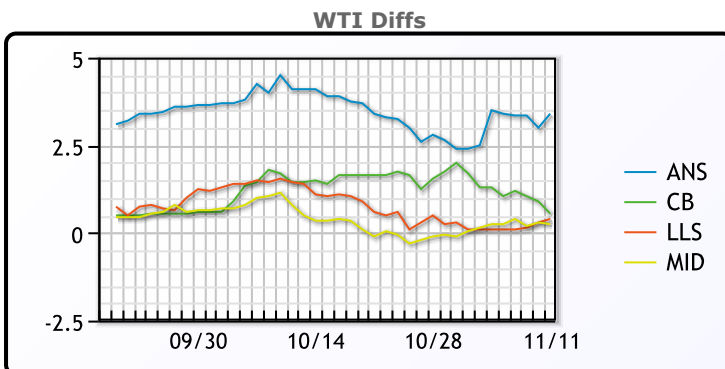


CRUDE

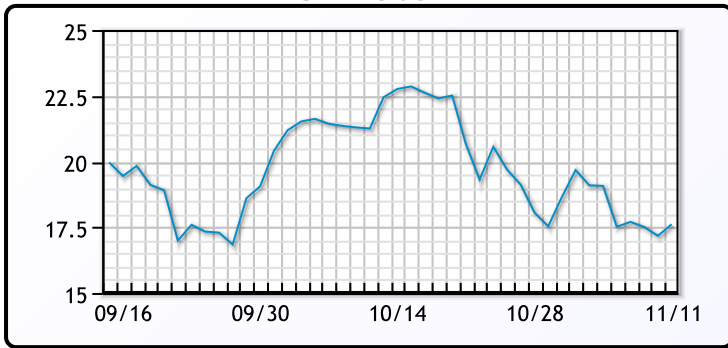
	Last	Week Ago	Month Ago
ANS	84.99	82.31	84.62
BLS	82.14	80.11	81.97
LLS	81.99	78.91	81.92
Mid	81.84	79.06	81.02
WTI	81.59	78.81	80.52

PRODUCTS

	Last	Week Ago	Month Ago
Gulf RBOB	223.28	225.02	232.91
Gulf ULSD	238.46	235.28	245.65
NYH RBOB	238.53	236.51	244.29
NYH ULSD	245.34	241.16	252.88
USGC 3%	67.38	65.63	75.13



3-2-1 Crack



Gulf 3-2-1 Crack



NGLs

MB

	Last	Week Ago	Month Ago
Butane	156.75	162.5	162.5
IsoButane	153.75	158.5	161.5
Natural Gasoline	189.5	184.75	191.5
Propane	133.25	136	146.75

CONWAY

	Last	Week Ago	Month Ago
Butane	158.5	163	168.75
IsoButane	162	165	170
Natural Gasoline	185	182	189
Propane	134	136.5	147.75

MB NON

	Last	Week Ago	Month Ago
Butane	153.75	158.5	161.5
IsoButane	153.75	158.5	161.5
Natural Gasoline	188	184	192.25
Propane	133.38	135.88	147

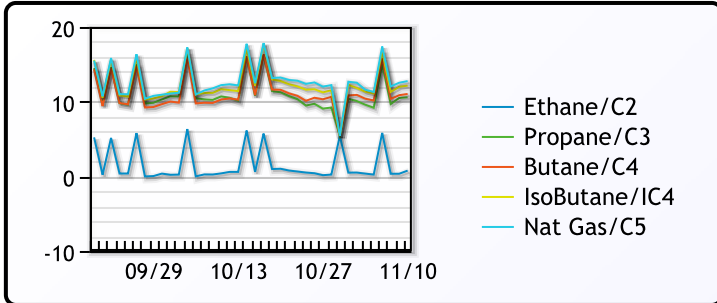
EDMONTON

	Last	Week Ago	Month Ago
Propane	120.25	123.75	137.63

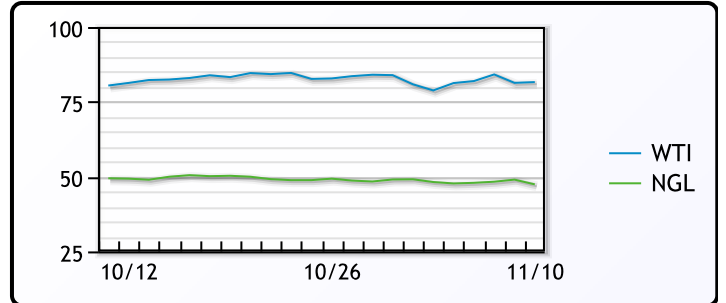
SARNIA

	Last	Week Ago	Month Ago
Propane	157.75	152.75	161.5

FRAC SPREAD



WTI vs NGL



FX

	Last	Change
CAD	1.2585	0.0006
DXY	95.151	0.30099
Gold	1861.74	-0.37

RATES

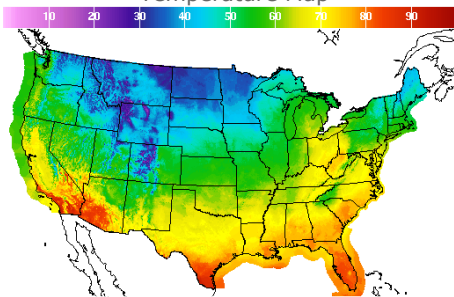
	Last	Change
US 2yr	0.5129	0
US 10yr	1.5493	0
CAN 10yr	1.684	0

EQUITIES

	Last	Change
Nasdaq	15704.28	81.57
TSX	1296.222	5.446
S&P 500	4649.27	2.56

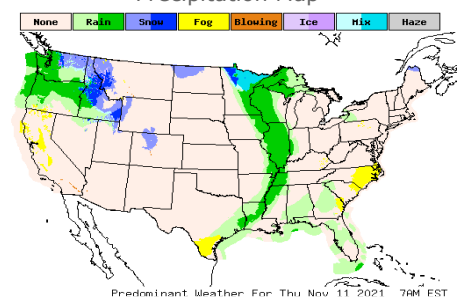
Weather Data

Temperature Map



City	HIGH °F	LOW °F
Calgary	36	25
Conway	37	26
Cushing	60	44
Denver	55	38
Houston	77	64
Mont Belvieu	76	58
Sarnia	62	43
Williston	39	24

Precipitation Map



This report has been prepared by PFL Petroleum Limited personnel for your information only and the views expressed are intended to provide market commentary and are not recommendations. This report is not an offer to sell or a solicitation of any offer to buy any security. The information contained herein has been compiled by PFL from sources believed to be reliable, but no representation or warranty, express or implied, is made by PFL Petroleum Limited, its affiliates or any other person as to its accuracy, completeness or correctness. Copyright 2017 PFL Petroleum Limited. All Rights Reserved