



# MARKET DAILY

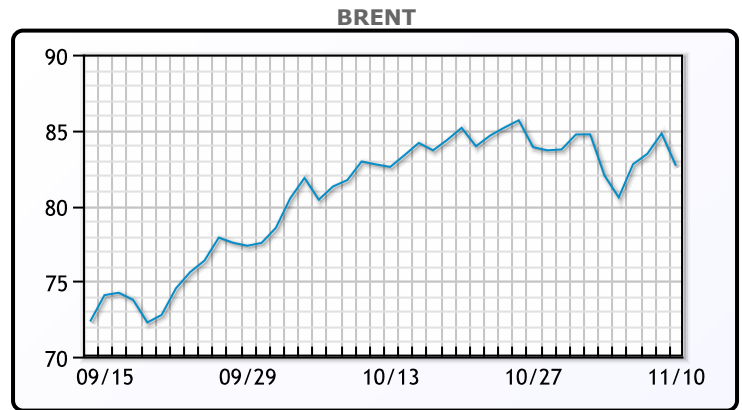
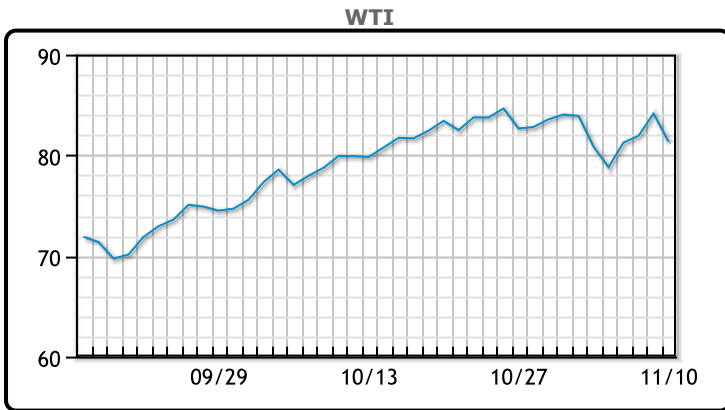
<https://www.pflpetroleum.com>  
 1865 Veterans Park Dr. Suite 303  
 Naples, Florida 34109  
 Phone: 239-390-2885  
 Fax: 239-949-0611  
 Nov 10, 2021 6:32 PM

Major Energy Futures		
	Settle	Change
Brent	82.64	-2.14
Gas Oil	735.5	10
Natural Gas	4.88	-0.099
RBOB	229.72	-7.8
ULSD	245.21	-5.6
WTI	81.34	-2.81

**Market Commentary**

Oil prices traded down today, plunging into todays close as the dollar surged amidst a broader surge in inflation. Todays CPI number shows inflation at 6.2% year over year, the fastest growth in 30 years, which will likely prompt further actions on the fiscal or monetary side. "There's, no doubt, more pressure on the administration after the inflation reading numbers today," said Phil Flynn, senior analyst at Price Futures Group. "There's a growing concern the Fed may have to go back to acting more aggressively on a rate increase, so that's given the dollar a rally." WTI traded down \$2.81 or -3.35% to close at \$81.34. Brent traded down \$2.14 or -2.52% to close at \$82.64.

## Crude & Product Markets

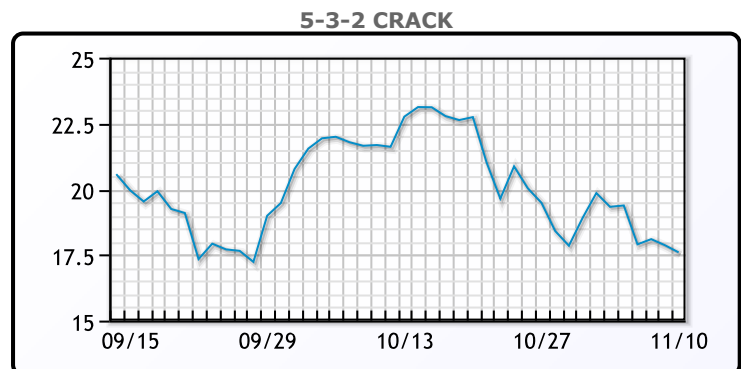
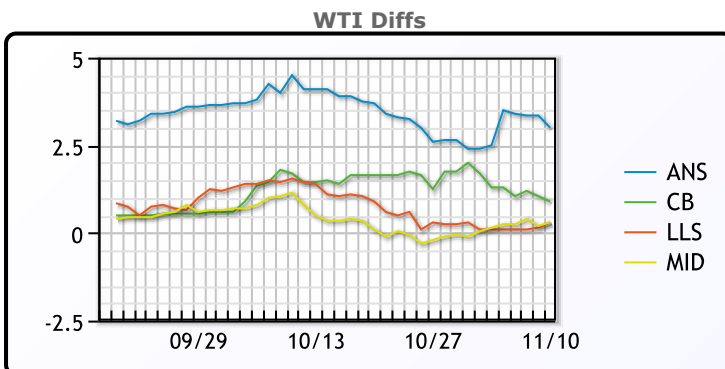


**CRUDE**

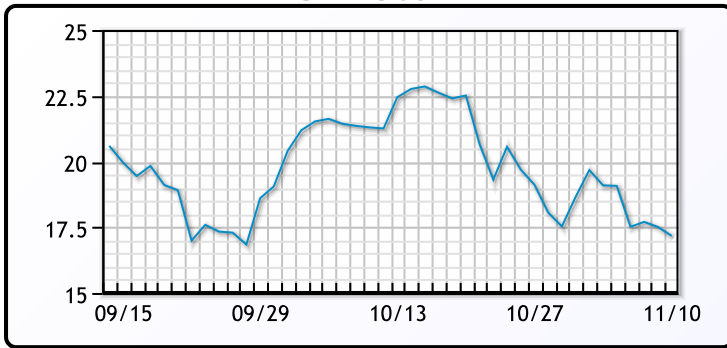
	Last	Week Ago	Month Ago
ANS	84.34	83.36	83.45
BLS	82.24	82.16	80.8
LLS	81.64	80.96	80.8
Mid	81.64	81.01	80.15
WTI	81.34	80.86	79.35

**PRODUCTS**

	Last	Week Ago	Month Ago
Gulf RBOB	222.42	230.7	232.75
Gulf ULSD	239.16	237.82	241.62
NYH RBOB	234.97	241.22	242.75
NYH ULSD	245.71	243.95	248.37
USGC 3%	68.63	67.38	73.88



**3-2-1 Crack**



**Gulf 3-2-1 Crack**



**NGLs**

**MB**

	Last	Week Ago	Month Ago
Butane	160.5	164	160.25
IsoButane	158.5	159.75	159.25
Natural Gasoline	188.25	186.5	190
Propane	138	138.75	145.375

**CONWAY**

	Last	Week Ago	Month Ago
Butane	164	164.25	165.5
IsoButane	167.5	168	171
Natural Gasoline	184	184.75	186
Propane	138	138.75	146.375

**MB NON**

	Last	Week Ago	Month Ago
Butane	158.5	160	159.25
IsoButane	158.5	159.75	159.25
Natural Gasoline	187	187.25	190
Propane	138.38	138.25	145.63

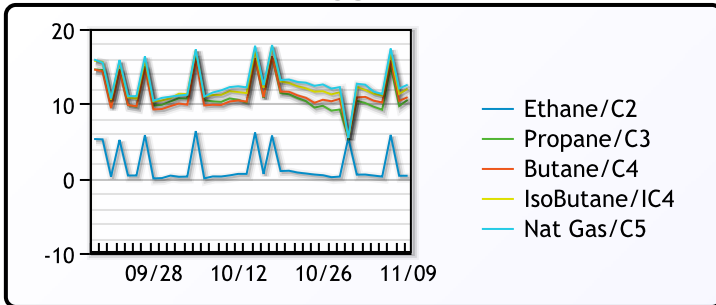
**EDMONTON**

	Last	Week Ago	Month Ago
Propane	125.75	125.5	136

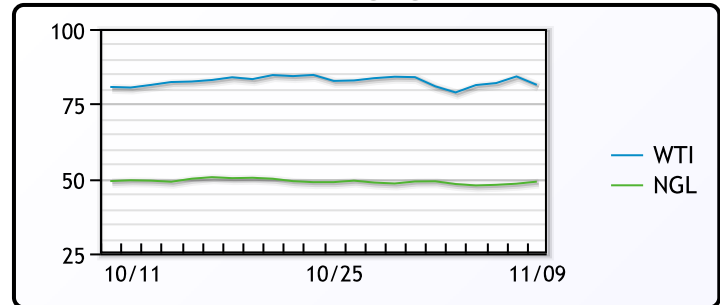
**SARNIA**

	Last	Week Ago	Month Ago
Propane	157.75	152.75	161.5

**FRAC SPREAD**



**WTI vs NGL**



**FX**

	Last	Change
CAD	1.2492	0.0001
DXY	94.85001	0.89501
Gold	1848.6	-1

**RATES**

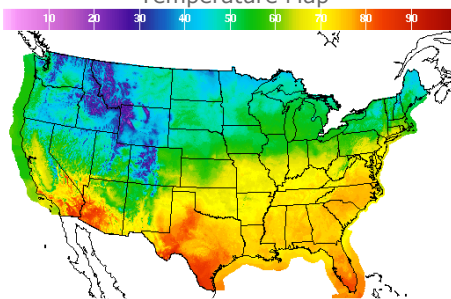
	Last	Change
US 2yr	0.5129	0.0921
US 10yr	1.5493	0.1135
CAN 10yr	1.684	0.091

**EQUITIES**

	Last	Change
Nasdaq	15622.71	-263.83
TSX	1290.776	-7.078
S&P 500	4646.71	-38.54

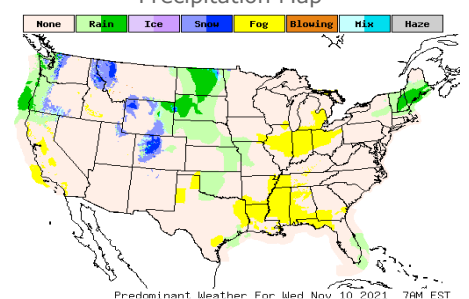
**Weather Data**

**Temperature Map**



City	HIGH °F	LOW °F
Calgary	41	27
Conway	40	35
Cushing	68	56
Denver	55	44
Houston	79	66
Mont Belvieu	74	64
Sarnia	51	40
Williston	49	40

**Precipitation Map**



This report has been prepared by PFL Petroleum Limited personnel for your information only and the views expressed are intended to provide market commentary and are not recommendations. This report is not an offer to sell or a solicitation of any offer to buy any security. The information contained herein has been compiled by PFL from sources believed to be reliable, but no representation or warranty, express or implied, is made by PFL Petroleum Limited, its affiliates or any other person as to its accuracy, completeness or correctness. Copyright 2017 PFL Petroleum Limited. All Rights Reserved