



# MARKET DAILY

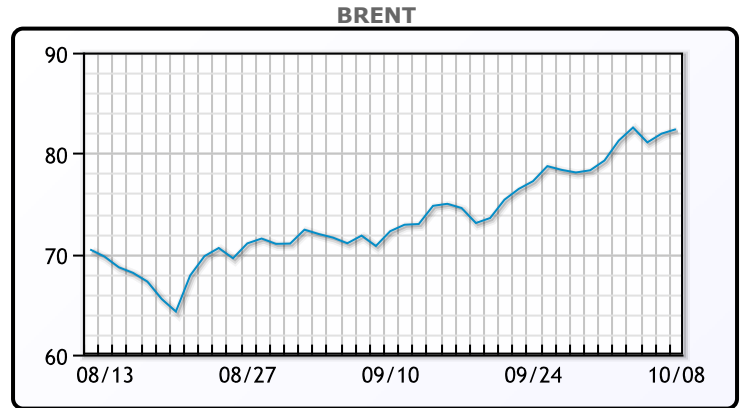
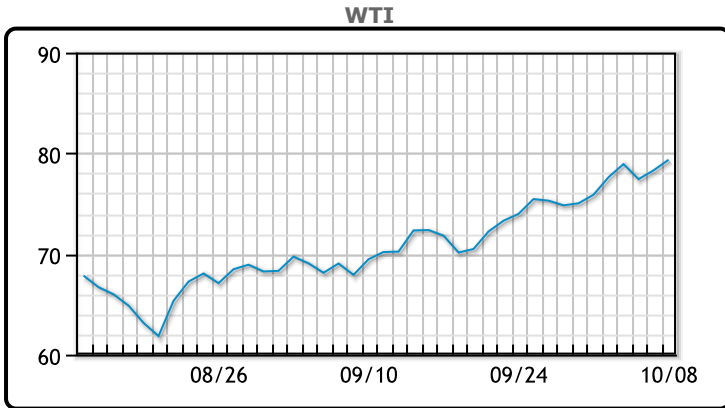
<https://www.pflpetroleum.com>  
 1865 Veterans Park Dr. Suite 303  
 Naples, Florida 34109  
 Phone: 239-390-2885  
 Fax: 239-949-0611  
 Oct 8, 2021 6:05 PM

Major Energy Futures		
	Settle	Change
Brent	82.39	0.65
Gas Oil	716.75	1
Natural Gas	5.565	0.002
RBOB	236.62	2.62
ULSD	247.37	1.76
WTI	79.35	1.05

**Market Commentary**

Oil prices rose again today, wrapping up another strong week as global energy concerns are lifting prices across the complex. Prices are also benefiting from increased demand as economic activity rebounds, which in tandem with a cold winter could cause prices to sky rocket even further. "The fundamental backdrop is one of tight supplies that is going to continue to push these prices steadily higher," said John Kilduff, a partner at Again Capital in New York. In response, US drillers have added oil and gas rigs for a fifth week in a row, and the US government said it is monitoring the price situation and considering all options. European Nat Gas prices stand at a crude oil equivalent of ~\$200/bbl, based on the relative value of energy quantity from each source. WTI traded up \$1.05 or 1.34% to close at \$79.35. Brent traded up \$.44 or .53% to close at \$89.32.

## Crude & Product Markets

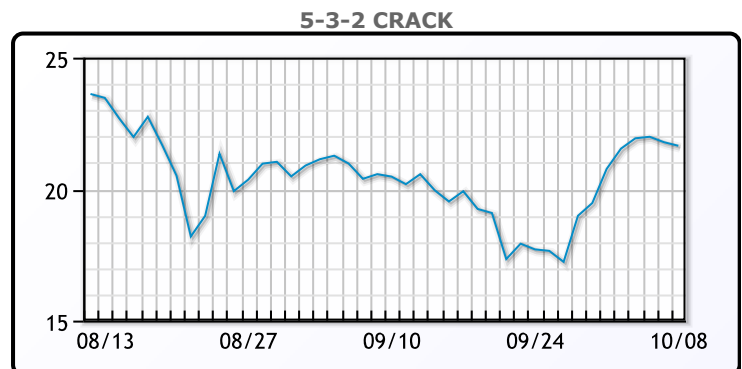
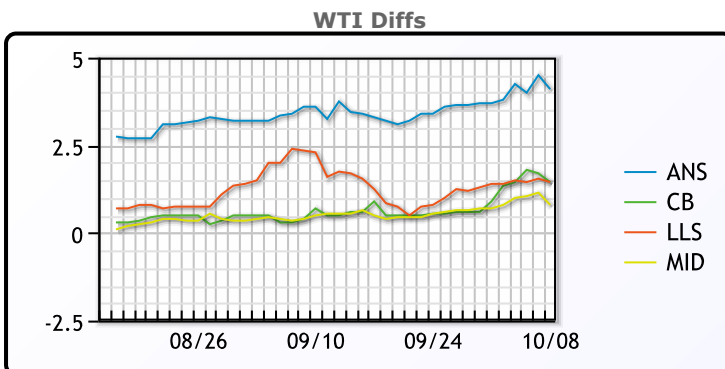


**CRUDE**

	Last	Week Ago	Month Ago
ANS	83.45	79.58	72.9
BLS	80.8	76.78	70
LLS	80.8	77.28	71.6
Mid	80.15	76.58	69.8
WTI	79.35	75.88	69.3

**PRODUCTS**

	Last	Week Ago	Month Ago
Gulf RBOB	232.75	221.75	211.71
Gulf ULSD	241.62	232.82	209.51
NYH RBOB	242.75	230.75	224.96
NYH ULSD	248.37	238.77	213.64
USGC 3%	73.88	70.13	65.13



**3-2-1 Crack**



**Gulf 3-2-1 Crack**



**NGLs**

**MB**

	Last	Week Ago	Month Ago
Butane	160.25	160.5	139
IsoButane	159.25	160.5	135
Natural Gasoline	190	181.25	163
Propane	145.375	149	118.875

**CONWAY**

	Last	Week Ago	Month Ago
Butane	165.5	163.75	139
IsoButane	171	167	140
Natural Gasoline	186	177	161.25
Propane	146.375	148.75	119

**MB NON**

	Last	Week Ago	Month Ago
Butane	159.25	160.5	140
IsoButane	159.25	160.5	135
Natural Gasoline	190	184.5	163.25
Propane	145.63	149.25	119.06

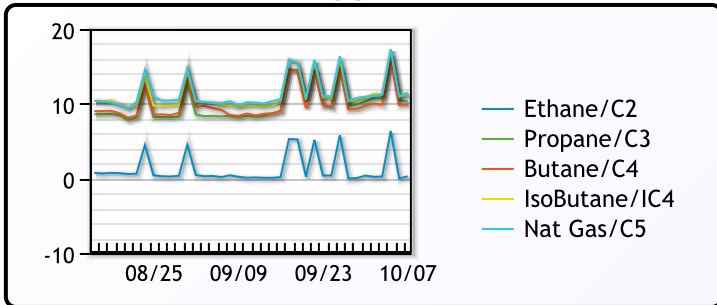
**EDMONTON**

	Last	Week Ago	Month Ago
Propane	136	141.25	103

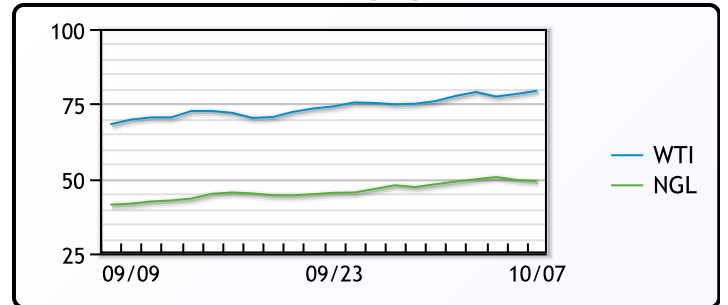
**SARNIA**

	Last	Week Ago	Month Ago
Propane	161.5	158.25	133

**FRAC SPREAD**



**WTI vs NGL**



**FX**

	Last	Change
CAD	1.2472	-0.0079
DXY	94.104	-0.113
Gold	1757.13	1.35

**RATES**

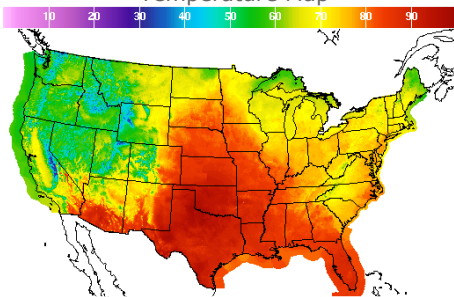
	Last	Change
US 2yr	0.3178	0.0123
US 10yr	1.6118	0.0389
CAN 10yr	1.626	0.061

**EQUITIES**

	Last	Change
Nasdaq	14579.54	-74.48
TSX	1226.76	1.341
S&P 500	4391.34	-8.42

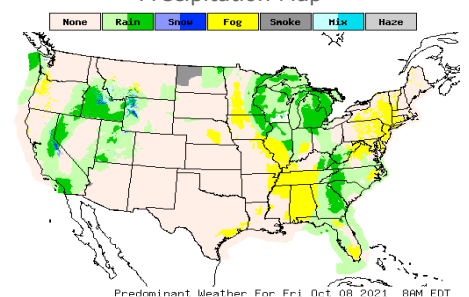
**Weather Data**

**Temperature Map**



City	HIGH °F	LOW °F
Calgary	54	30
Conway	66	54
Cushing	93	68
Denver	75	60
Houston	87	72
Mont Belvieu	85	68
Sarnia	71	62
Williston	65	50

**Precipitation Map**



This report has been prepared by PFL Petroleum Limited personnel for your information only and the views expressed are intended to provide market commentary and are not recommendations. This report is not an offer to sell or a solicitation of any offer to buy any security. The information contained herein has been compiled by PFL from sources believed to be reliable, but no representation or warranty, express or implied, is made by PFL Petroleum Limited, its affiliates or any other person as to its accuracy, completeness or correctness. Copyright 2017 PFL Petroleum Limited. All Rights Reserved