



MARKET DAILY

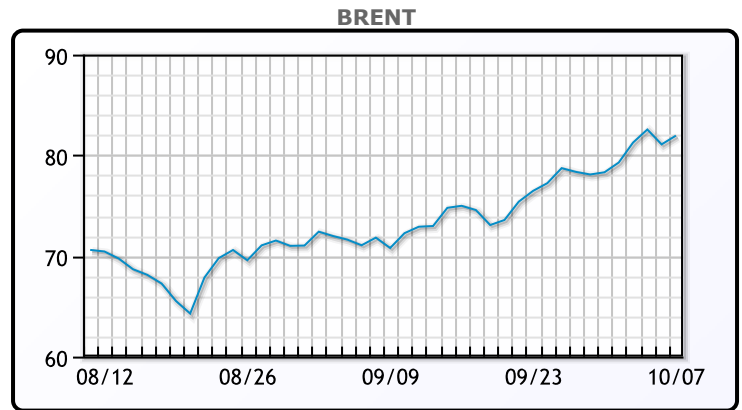
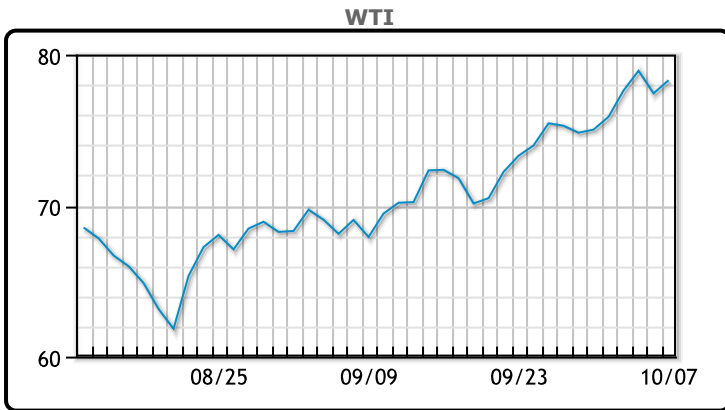
<https://www.pflpetroleum.com>
 1865 Veterans Park Dr. Suite 303
 Naples, Florida 34109
 Phone: 239-390-2885
 Fax: 239-949-0611
 Oct 7, 2021 6:34 PM

Major Energy Futures		
	Settle	Change
Brent	81.95	1.39
Gas Oil	704.5	-16.75
Natural Gas	5.677	-0.637
RBOB	233.44	-4.97
ULSD	245.96	-5.16
WTI	78.3	0.87

Market Commentary

Oil prices rebounded slightly today after yesterday's rout despite the DOE saying that "all tools are always on the table", referencing a FT article yesterday where the US Secretary of Energy was quoted as saying they are considering tapping into the SPR and a potential export ban. "The crude market might be less tight should the United States tap the strategic crude reserves and if Russia manages to send more natural gas to Europe, this might result in less substitution from natural gas to crude," said UBS analyst Giovanni Staunovo. US oil drillers have continued to show restraint despite the latest rally, which is giving OPEC+ more leverage. WTI traded up \$.87 or 1.12% to close at \$78.30. Brent traded up \$1.39 or 1.71% to close at \$82.47.

Crude & Product Markets

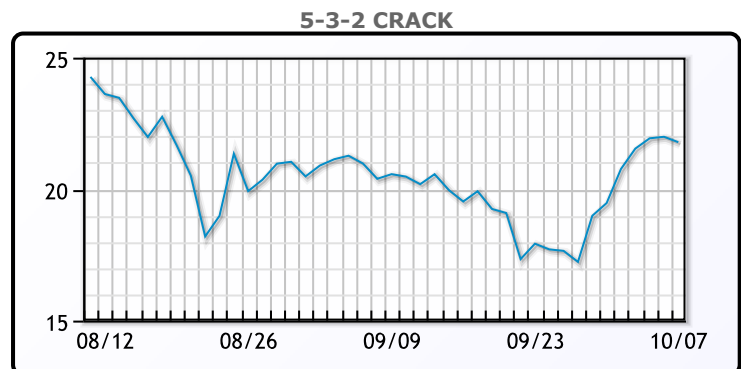
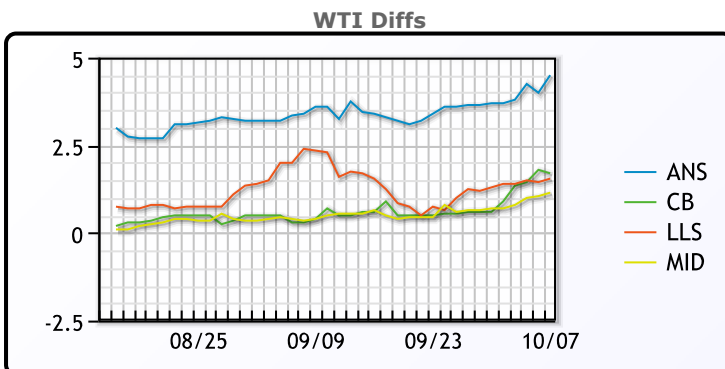


CRUDE

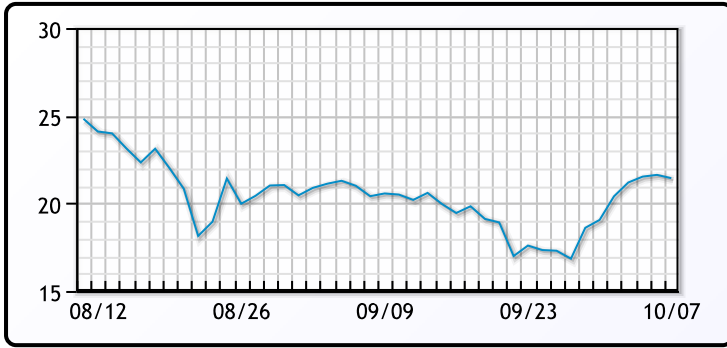
	Last	Week Ago	Month Ago
ANS	82.8	78.73	71.95
BLS	80	75.63	68.75
LLS	79.85	76.33	70.7
Mid	79.45	75.73	68.75
WTI	78.3	75.03	68.35

PRODUCTS

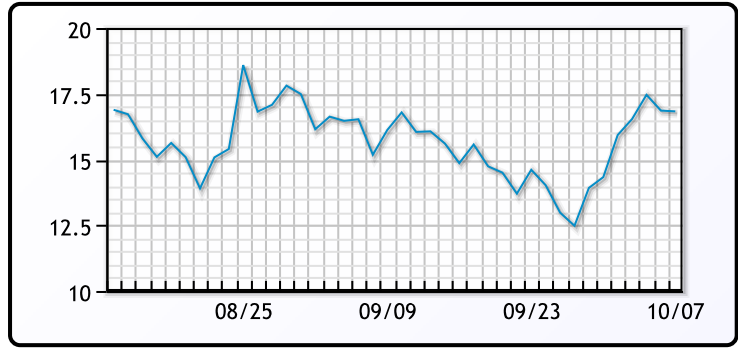
	Last	Week Ago	Month Ago
Gulf RBOB	229.72	215.4	214.5
Gulf ULSD	240.11	228.25	208.41
NYH RBOB	239.94	226.4	225
NYH ULSD	246.51	234.23	212.16
USGC 3%	73.13	68.88	64.38



3-2-1 Crack



Gulf 3-2-1 Crack



NGLs

MB

	Last	Week Ago	Month Ago
Butane	159.125	155.75	142.25
IsoButane	158.875	155.75	135.25
Natural Gasoline	187	179.25	160.5
Propane	146	145.875	118.75

CONWAY

	Last	Week Ago	Month Ago
Butane	165	156.25	139.25
IsoButane	169.5	159	141
Natural Gasoline	184	177	161.5
Propane	147	143.75	118.875

MB NON

	Last	Week Ago	Month Ago
Butane	158.125	155.75	143.25
IsoButane	158.875	155.75	135.25
Natural Gasoline	188.25	180.25	161
Propane	146.38	143.63	118.5

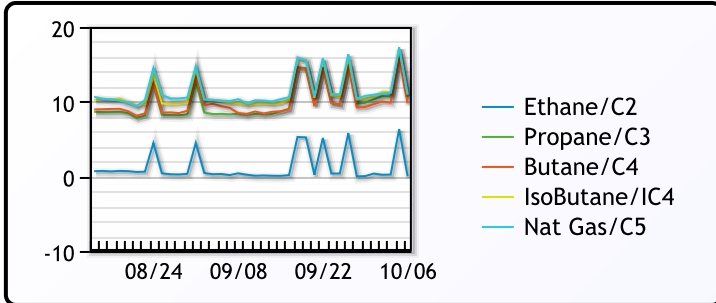
EDMONTON

	Last	Week Ago	Month Ago
Propane	137.5	133.25	103

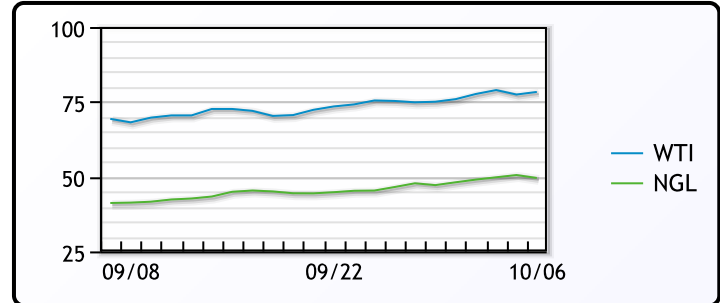
SARNIA

	Last	Week Ago	Month Ago
Propane	164	158.25	133

FRAC SPREAD



WTI vs NGL



FX

	Last	Change
CAD	1.2551	0
DXY	94.205	-0.06101
Gold	1756.08	0.3

RATES

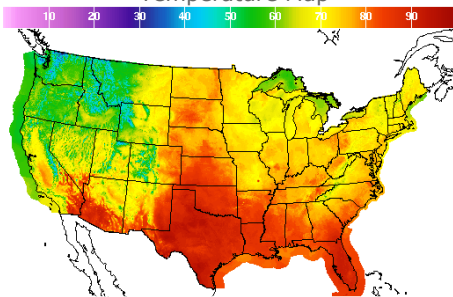
	Last	Change
US 2yr	0.3055	0.012
US 10yr	1.5729	0.0523
CAN 10yr	1.565	0.059

EQUITIES

	Last	Change
Nasdaq	14654.02	152.11
TSX	1225.42	12.333
S&P 500	4399.76	36.21

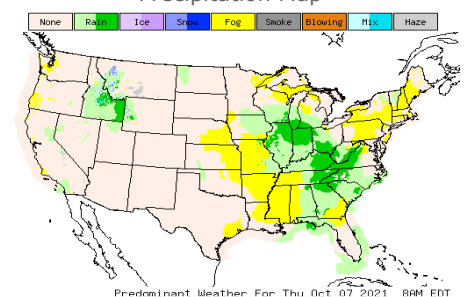
Weather Data

Temperature Map



City	HIGH °F	LOW °F
Calgary	54	33
Conway	79	60
Cushing	86	60
Denver	76	59
Houston	87	71
Mont Belvieu	84	67
Sarnia	73	59
Williston	72	58

Precipitation Map



This report has been prepared by PFL Petroleum Limited personnel for your information only and the views expressed are intended to provide market commentary and are not recommendations. This report is not an offer to sell or a solicitation of any offer to buy any security. The information contained herein has been compiled by PFL from sources believed to be reliable, but no representation or warranty, express or implied, is made by PFL Petroleum Limited, its affiliates or any other person as to its accuracy, completeness or correctness. Copyright 2017 PFL Petroleum Limited. All Rights Reserved