



MARKET DAILY

<https://www.pflpetroleum.com>
 1865 Veterans Park Dr. Suite 303
 Naples, Florida 34109
 Phone: 239-390-2885
 Fax: 239-949-0611
 Oct 5, 2021 6:57 PM

Major Energy Futures		
	Settle	Change
Brent	82.56	1.3
Gas Oil	720.25	24.25
Natural Gas	6.312	0.546
RBOB	235.79	4.94
ULSD	249.36	5.7
WTI	78.93	1.31

Market Commentary

Oil prices continued to rise today, with WTI hitting highs not seen since 2014. Prices have already risen more than 50% for the year and are expected to draw continued support from higher prices in other areas of the energy complex. Morgan Stanley believes prices will continue to rise, though with rising inflation in other areas they expect that if prices rise too much it will actually create demand destruction. Rising Natural Gas prices, which rose another 10% today, will cause a shift to other sources of energy generation, including oil. "I think there will be some profit-taking ... but we are going into winter with very high natural gas prices," Gary Cunningham of Tradition Energy said, adding that he expects Brent will find support around \$80 and WTI in the mid-\$70s. WTI traded up \$1.31 or 1.69% to close at \$78.93. Brent traded up \$1.30 or 1.6% to close at \$82.56.

Crude & Product Markets

WTI



BRENT



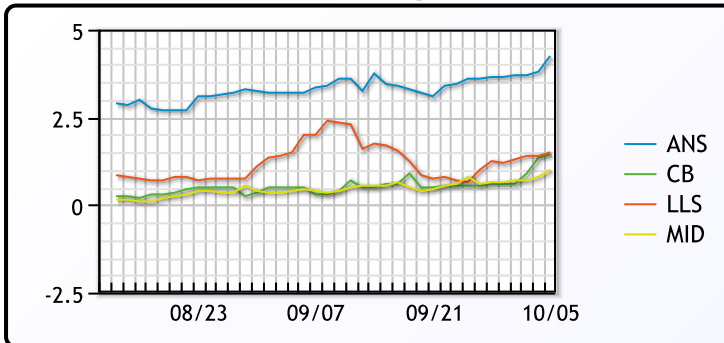
CRUDE

	Last	Week Ago	Month Ago
ANS	83.18	78.94	72.69
BLS	80.38	75.89	69.59
LLS	80.43	76.54	71.69
Mid	79.93	75.94	69.64
WTI	78.93	75.29	69.29

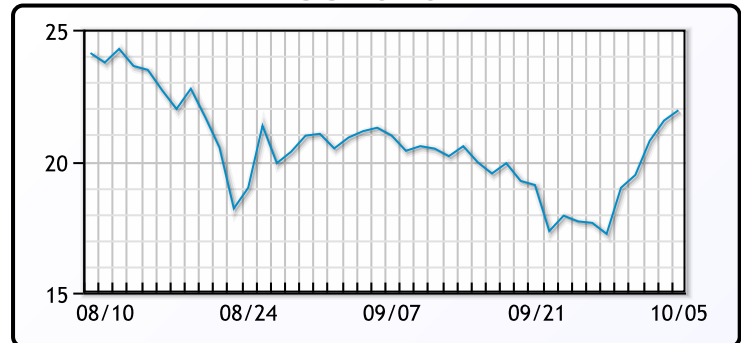
PRODUCTS

	Last	Week Ago	Month Ago
Gulf RBOB	232.54	211	216.15
Gulf ULSD	243.61	223.15	212.69
NYH RBOB	242.04	222.69	228.78
NYH ULSD	249.74	229.03	216.22
USGC 3%	75.13	68.63	64.88

WTI Diffs



5-3-2 CRACK



3-2-1 Crack



Gulf 3-2-1 Crack



NGLs

MB

	Last	Week Ago	Month Ago
Butane	162.75	154	145.25
IsoButane	162.25	153	138.25
Natural Gasoline	187.75	177.5	161.5
Propane	151.25	143.25	119.375

CONWAY

	Last	Week Ago	Month Ago
Butane	167	156.5	142.5
IsoButane	169	160	142
Natural Gasoline	184.5	176	162
Propane	151.5	142.25	119.25

MB NON

	Last	Week Ago	Month Ago
Butane	162.25	155	146.25
IsoButane	162.25	153	138.25
Natural Gasoline	189.5	178.25	162
Propane	151.25	143.5	119.38

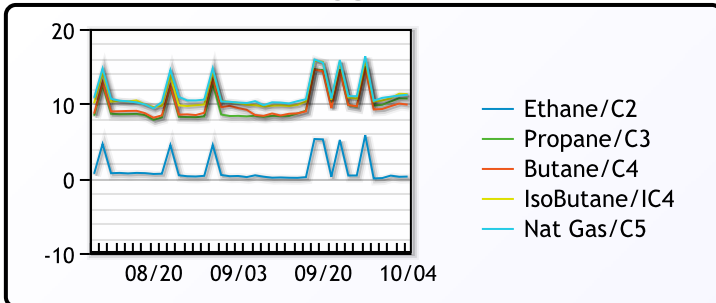
EDMONTON

	Last	Week Ago	Month Ago
Propane	140	132.38	105

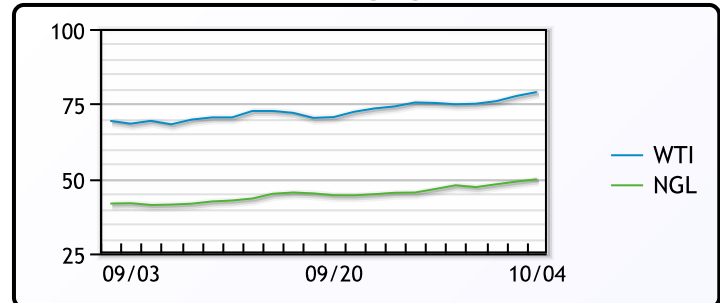
SARNIA

	Last	Week Ago	Month Ago
Propane	164	149.25	129.5

FRAC SPREAD



WTI vs NGL



FX

	Last	Change
CAD	1.2579	-0.0004
DXY	93.97501	0.19901
Gold	1760.16	-0.02

RATES

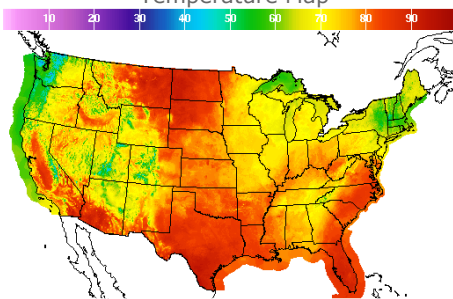
	Last	Change
US 2yr	0.2836	0.006
US 10yr	1.5258	0.0469
CAN 10yr	1.536	0.053

EQUITIES

	Last	Change
Nasdaq	14433.83	178.35
TSX	1211.39	7.55
S&P 500	4345.72	45.26

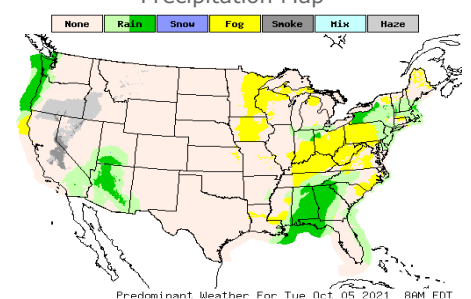
Weather Data

Temperature Map



City	HIGH °F	LOW °F
Calgary	73	41
Conway	83	59
Cushing	80	60
Denver	80	59
Houston	85	70
Mont Belvieu	83	66
Sarnia	66	61
Williston	90	58

Precipitation Map



This report has been prepared by PFL Petroleum Limited personnel for your information only and the views expressed are intended to provide market commentary and are not recommendations. This report is not an offer to sell or a solicitation of any offer to buy any security. The information contained herein has been compiled by PFL from sources believed to be reliable, but no representation or warranty, express or implied, is made by PFL Petroleum Limited, its affiliates or any other person as to its accuracy, completeness or correctness. Copyright 2017 PFL Petroleum Limited. All Rights Reserved