



MARKET DAILY

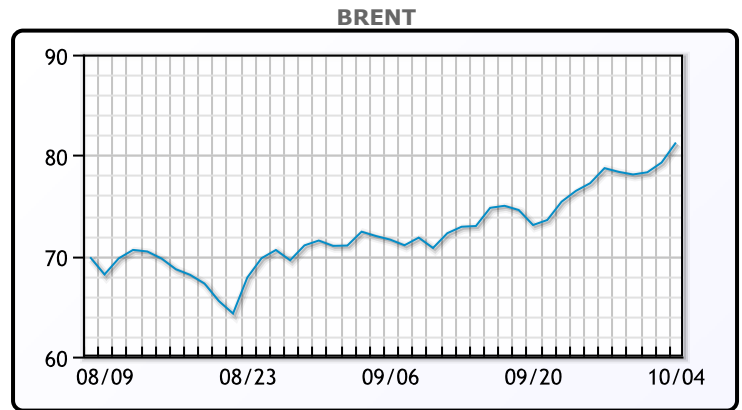
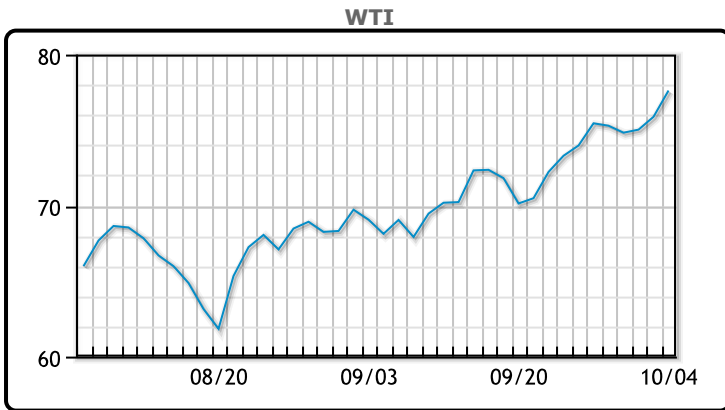
<https://www.pflpetroleum.com>
 1865 Veterans Park Dr. Suite 303
 Naples, Florida 34109
 Phone: 239-390-2885
 Fax: 239-949-0611
 Oct 4, 2021 5:57 PM

Major Energy Futures		
	Settle	Change
Brent	81.26	2.04
Gas Oil	697.5	-3
Natural Gas	5.766	-0.248
RBOB	230.85	5.6
ULSD	243.66	4.42
WTI	77.62	1.74

Market Commentary

Oil prices continued to rally today, with Brent reaching a 7 year high after OPEC+ confirmed they would stick to current production outputs schedules. Some member countries had been pushing a bigger boost to production. Increased demand for coal and natural gas is pushing the whole energy complex higher with both commodities exceeding pre Covid demand. Crude is not far behind. The relentless rise in Nat Gas prices is prompting a switch to other energy generation methods, especially coal. "Given the demand picture and the outcome of the OPEC meeting, the overall sentiment around crude is bullish," said John Kilduff, partner at Again Capital LLC in New York. WTI traded up \$1.74 or 2.29% to close at \$77.62. Brent traded up \$2.04

Crude & Product Markets

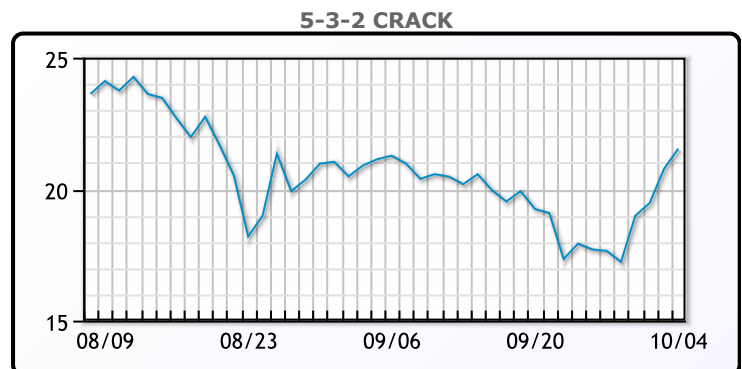
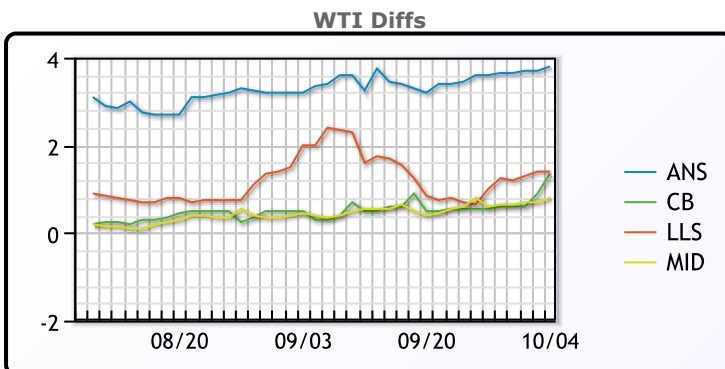


CRUDE

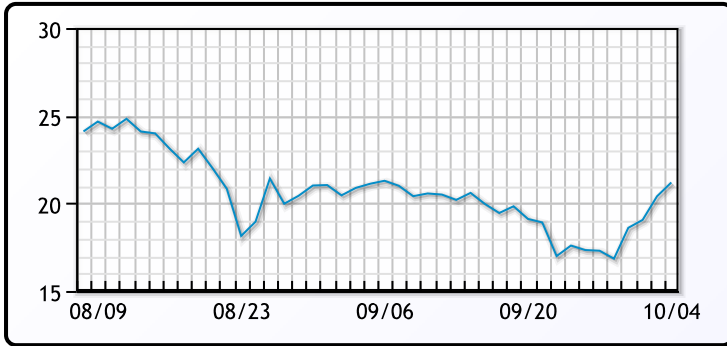
	Last	Week Ago	Month Ago
ANS	81.42	79.05	72.69
BLS	78.97	76	69.59
LLS	79.02	76.45	71.69
Mid	78.42	76.05	69.64
WTI	77.62	75.45	69.29

PRODUCTS

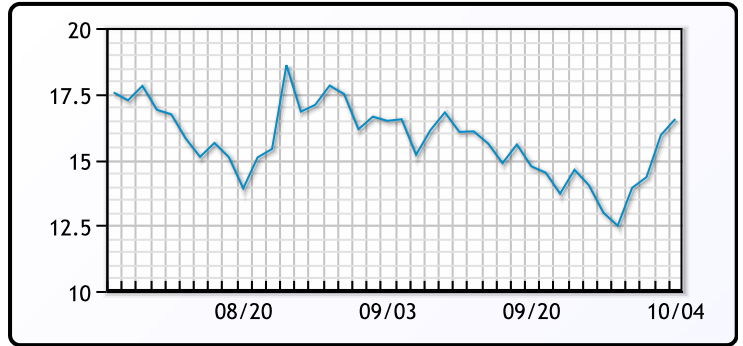
	Last	Week Ago	Month Ago
Gulf RBOB	227.6	213.25	216.15
Gulf ULSD	238.11	223.66	212.69
NYH RBOB	237.1	225.87	228.78
NYH ULSD	244.41	229.73	216.22
USGC 3%	72.63	69.38	64.88



3-2-1 Crack



Gulf 3-2-1 Crack



NGLs

MB

	Last	Week Ago	Month Ago
Butane	161.12	152	145.25
IsoButane	161.5	150	140
Natural Gasoline	184.75	177.78	161.5
Propane	150.63	137	119.38

CONWAY

	Last	Week Ago	Month Ago
Butane	167.25	154.5	142.13
IsoButane	164.5	157.5	140
Natural Gasoline	179.5	175.2	162
Propane	149.63	137	119.25

MB NON

	Last	Week Ago	Month Ago
Butane	160.75	151.75	145.5
IsoButane	161.5	150	140
Natural Gasoline	186.25	178.62	161.25
Propane	150.63	137	119.38

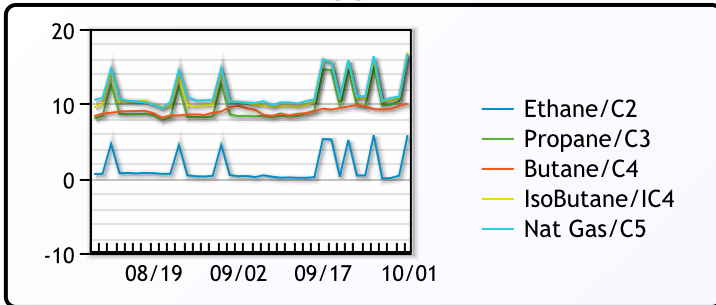
EDMONTON

	Last	Week Ago	Month Ago
Propane	139.63	127	105

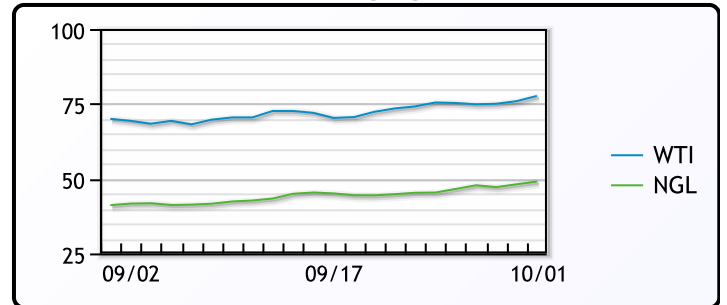
SARNIA

	Last	Week Ago	Month Ago
Propane	164	149.25	129.5

FRAC SPREAD



WTI vs NGL



FX

	Last	Change
CAD	1.2588	-0.0001
DXY	93.818	-0.217
Gold	1769.71	0.14

RATES

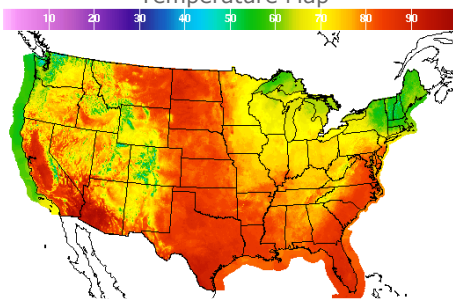
	Last	Change
US 2yr	0.2776	0.0138
US 10yr	1.4789	0.0173
CAN 10yr	1.483	0.014

EQUITIES

	Last	Change
Nasdaq	14255.48	-311.22
TSX	1203.84	-4.6
S&P 500	4300.46	-56.58

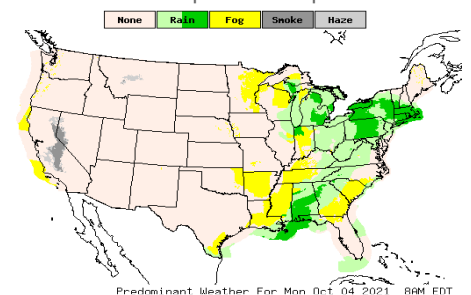
Weather Data

Temperature Map



City	HIGH °F	LOW °F
Calgary	56	35
Conway	80	53
Cushing	82	59
Denver	80	58
Houston	86	73
Mont Belvieu	85	69
Sarnia	68	61
Williston	88	58

Precipitation Map



This report has been prepared by PFL Petroleum Limited personnel for your information only and the views expressed are intended to provide market commentary and are not recommendations. This report is not an offer to sell or a solicitation of any offer to buy any security. The information contained herein has been compiled by PFL from sources believed to be reliable, but no representation or warranty, express or implied, is made by PFL Petroleum Limited, its affiliates or any other person as to its accuracy, completeness or correctness. Copyright 2017 PFL Petroleum Limited. All Rights Reserved