



MARKET DAILY

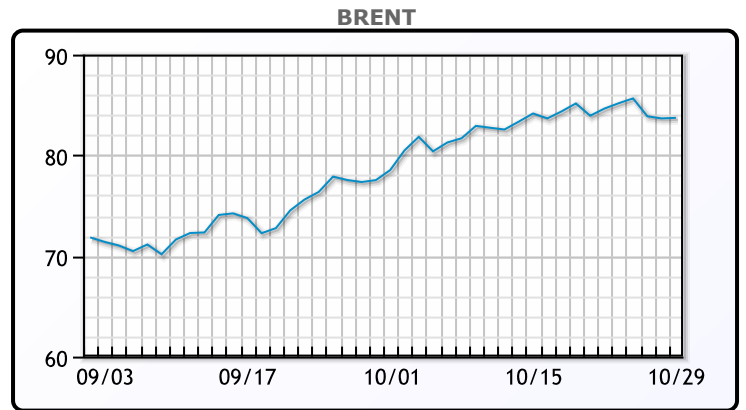
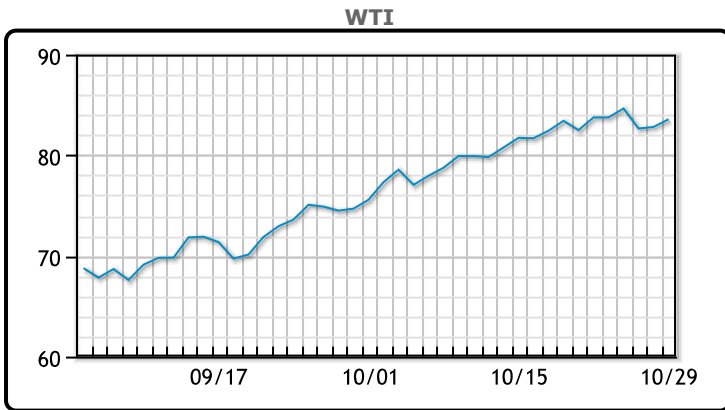
<https://www.pflpetroleum.com>
 1865 Veterans Park Dr. Suite 303
 Naples, Florida 34109
 Phone: 239-390-2885
 Fax: 239-949-0611
 Oct 29, 2021 7:59 PM

Major Energy Futures		
	Settle	Change
Brent	83.72	0.06
Gas Oil	718.5	-12.5
Natural Gas	5.426	-0.416
RBOB	236.97	-2.03
ULSD	247.87	-2.14
WTI	83.57	0.76

Market Commentary

Oil posted a monthly gain of 11 per cent on signs that consumption is outpacing supply and draining stockpiles. Oil's advance this month is a result of an ongoing shortage of natural gas, which has boosted demand for oil products such as heating oil, bunker fuels and even coal. At the same time, rising margins for finished products such as heating oil and gasoline boasts well that crude consumption will remain strong as refiners continue to process more to meet demand. At this point as we head in the November 1 the start of the heating season it is all about the weather. Opec's next meeting is November 4 - let's see if they decide to increase production. On the natural gas front - it is our feeling that Russia will come to Europe's rescue prices are too good to resist. WTI for December delivery rose 76 cents to settle at \$83.57 a barrel. Brent for December settlement, which expired Friday, climbed six cents to \$84.38 a barrel. The more active January contract added 6 cents to end the session at \$83.72 a barrel. Hope everyone has a great weekend!

Crude & Product Markets

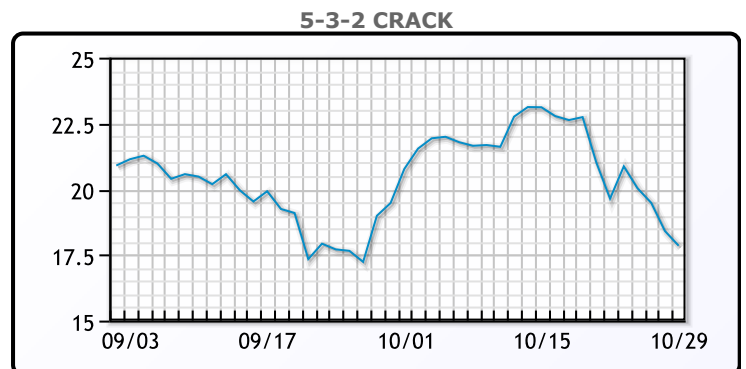
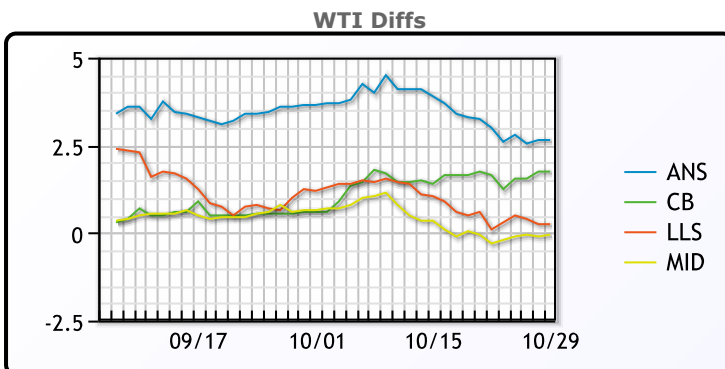


CRUDE

	Last	Week Ago	Month Ago
ANS	86.22	87.61	78.48
BLS	85.32	86.26	75.43
LLS	83.82	84.71	76.03
Mid	83.52	84.31	75.48
WTI	83.57	84.61	74.83

PRODUCTS

	Last	Week Ago	Month Ago
Gulf RBOB	235.72	242.09	214
Gulf ULSD	241.99	247.99	225.22
NYH RBOB	246.45	252.21	225.44
NYH ULSD	250.39	254.32	231.16
USGC 3%	71.38	73.38	68.88



3-2-1 Crack



Gulf 3-2-1 Crack



NGLs

MB

	Last	Week Ago	Month Ago
Butane	166	164.25	153
IsoButane	163.25	161.5	153
Natural Gasoline	193.75	193.75	177.5
Propane	138.25	140.75	142.25

CONWAY

	Last	Week Ago	Month Ago
Butane	167.5	170.5	155.5
IsoButane	167.5	170.25	157
Natural Gasoline	192	193.25	175.75
Propane	138.5	141.5	140.5

MB NON

	Last	Week Ago	Month Ago
Butane	163	161.5	153
IsoButane	163.25	161.5	153
Natural Gasoline	192.5	195	179.25
Propane	136.13	142.75	143.5

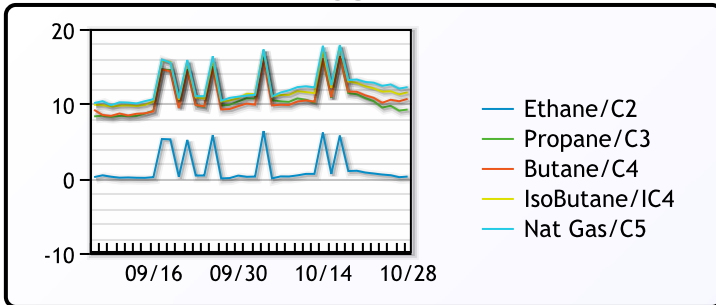
EDMONTON

	Last	Week Ago	Month Ago
Propane	123.63	132.13	127

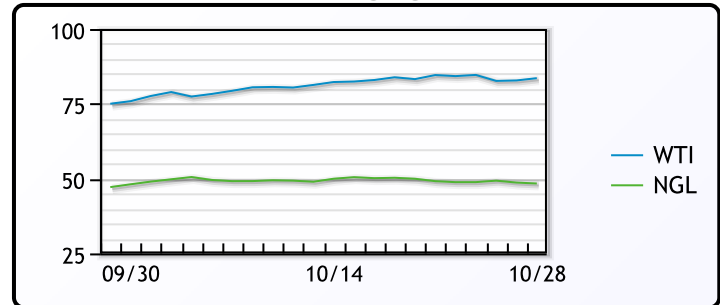
SARNIA

	Last	Week Ago	Month Ago
Propane	150.25	158	149.25

FRAC SPREAD



WTI vs NGL



FX

	Last	Change
CAD	1.2388	0.0042
DXY	94.123	0.778
Gold	1783.38	-15.53

RATES

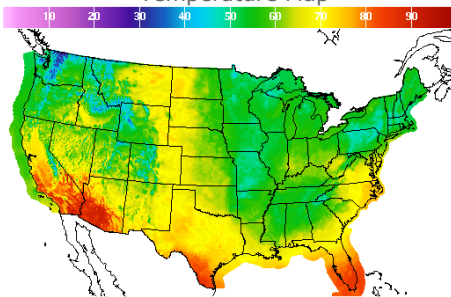
	Last	Change
US 2yr	0.497	0.0079
US 10yr	1.5521	-0.0279
CAN 10yr	1.723	0.051

EQUITIES

	Last	Change
Nasdaq	15498.39	50.27
TSX	1265.194	-8.99
S&P 500	4605.38	8.96

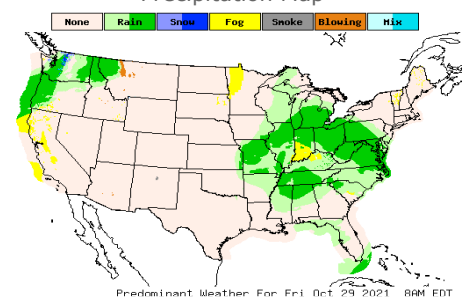
Weather Data

Temperature Map



City	HIGH °F	LOW °F
Calgary	38	31
Conway	55	38
Cushing	62	50
Denver	67	47
Houston	70	59
Mont Belvieu	68	56
Sarnia	55	49
Williston	67	43

Precipitation Map



This report has been prepared by PFL Petroleum Limited personnel for your information only and the views expressed are intended to provide market commentary and are not recommendations. This report is not an offer to sell or a solicitation of any offer to buy any security. The information contained herein has been compiled by PFL from sources believed to be reliable, but no representation or warranty, express or implied, is made by PFL Petroleum Limited, its affiliates or any other person as to its accuracy, completeness or correctness. Copyright 2017 PFL Petroleum Limited. All Rights Reserved