



MARKET DAILY

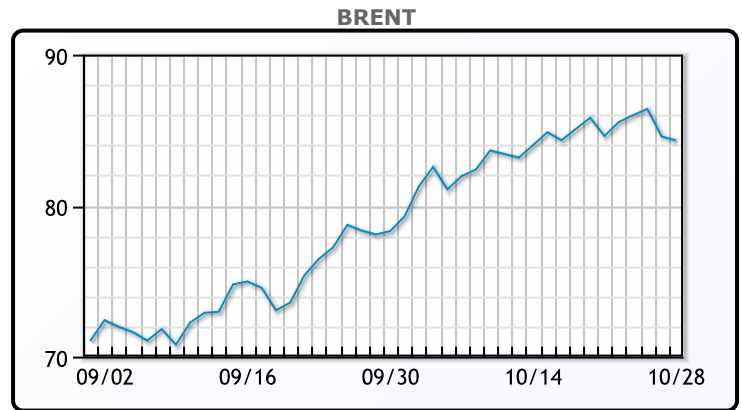
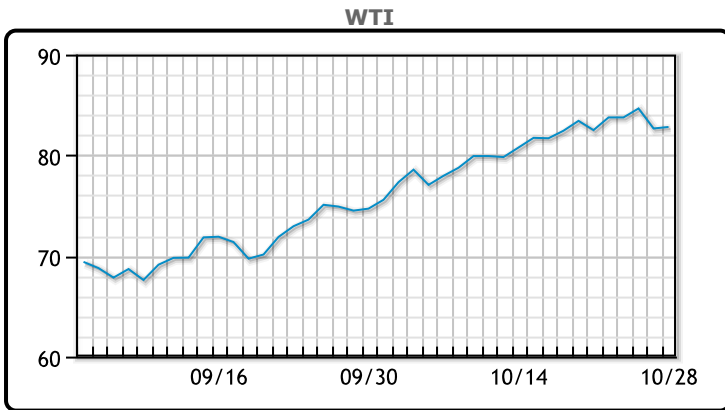
<https://www.pflpetroleum.com>
 1865 Veterans Park Dr. Suite 303
 Naples, Florida 34109
 Phone: 239-390-2885
 Fax: 239-949-0611
 Oct 28, 2021 8:15 PM

Major Energy Futures		
	Settle	Change
Brent	84.32	-0.26
Gas Oil	714.25	-16.25
Natural Gas	5.782	-0.416
RBOB	243.5	-1.47
ULSD	251.65	0.17
WTI	82.81	0.15

Market Commentary

Oil prices were mixed today, trading mostly flat as concerns about US supply growth and potential Iranian barrels slowed down the rally. Iran's top negotiator said today that talks would resume by the end of November. "The market reacts to these headlines, but may be disappointed by how much oil actually returns," said Phil Flynn, senior analyst at Price Futures Group in Chicago. Yesterday's inventory build was due to a large jump in net imports of crude while refinery processing was sluggish. Still gasoline stocks fell by 2MM/bbls to their lowest in nearly four years. WTI traded up \$.15 or .18% to close at \$82.81. Brent traded down \$.26 or -.31% to close at \$84.32.

Crude & Product Markets

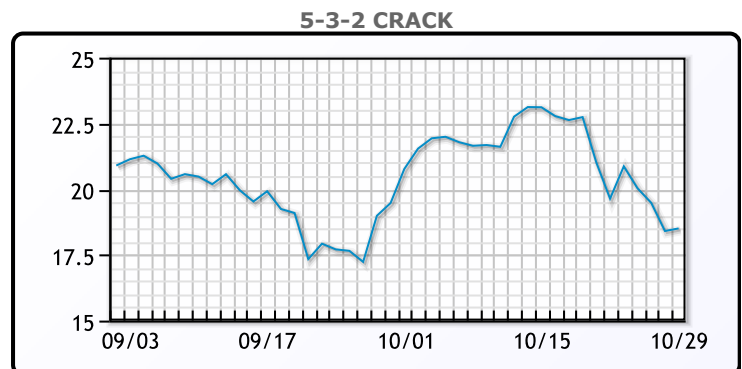
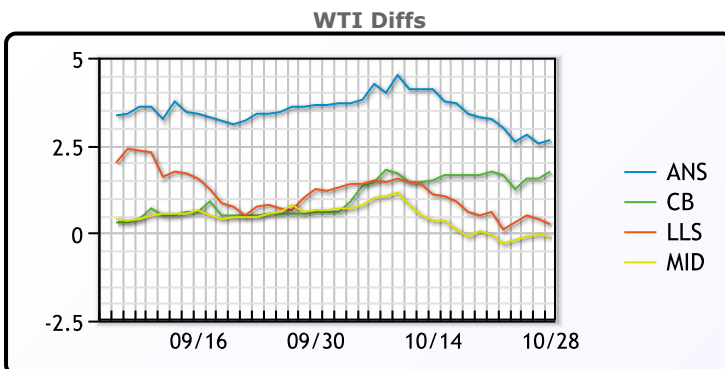


CRUDE

	Last	Week Ago	Month Ago
ANS	85.46	86.5	78.94
BLS	84.56	85	75.89
LLS	83.06	83.85	76.54
Mid	82.71	83.2	75.94
WTI	82.81	83.25	75.29

PRODUCTS

	Last	Week Ago	Month Ago
Gulf RBOB	234.64	240.76	211
Gulf ULSD	242.63	248.84	223.15
NYH RBOB	244.75	252.51	222.69
NYH ULSD	251.77	255.16	229.03
USGC 3%	71.13	72.63	68.63



3-2-1 Crack



Gulf 3-2-1 Crack



NGLs

MB

	Last	Week Ago	Month Ago
Butane	167.25	165	155.88
IsoButane	162	163.25	153.5
Natural Gasoline	193.75	193.75	177.5
Propane	135.38	143	143.25

CONWAY

	Last	Week Ago	Month Ago
Butane	166.13	170.5	155.75
IsoButane	166.75	169	160
Natural Gasoline	191	192	176
Propane	136.25	142.75	142.38

MB NON

	Last	Week Ago	Month Ago
Butane	162.75	163	155
IsoButane	162	163.25	153.5
Natural Gasoline	192.25	194	178
Propane	136.13	142.75	143.5

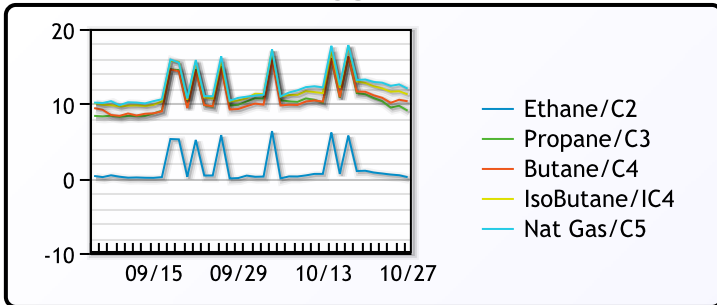
EDMONTON

	Last	Week Ago	Month Ago
Propane	67.9	129.75	132.38

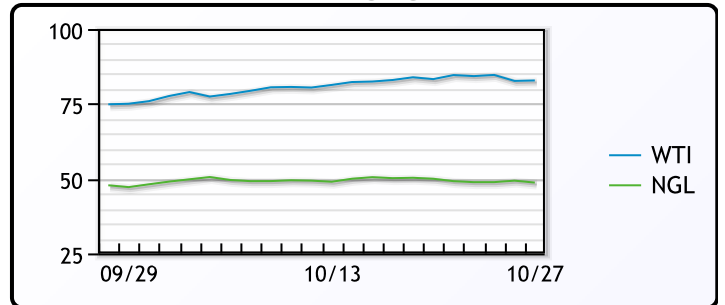
SARNIA

	Last	Week Ago	Month Ago
Propane	150.25	158	149.25

FRAC SPREAD



WTI vs NGL



FX

	Last	Change
CAD	1.2344	-0.0002
DXY	93.344	-0.001
Gold	1799.2	0.29

RATES

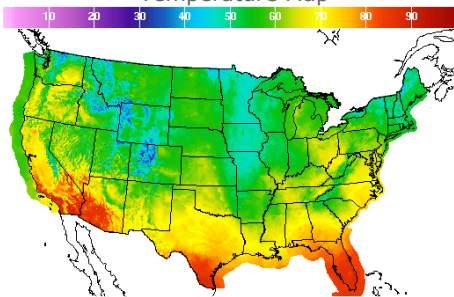
	Last	Change
US 2yr	0.4694	-0.0197
US 10yr	1.5694	-0.0106
CAN 10yr	1.672	0.057

EQUITIES

	Last	Change
Nasdaq	15448.12	212.28
TSX	1274.184	15.682
S&P 500	4596.42	44.74

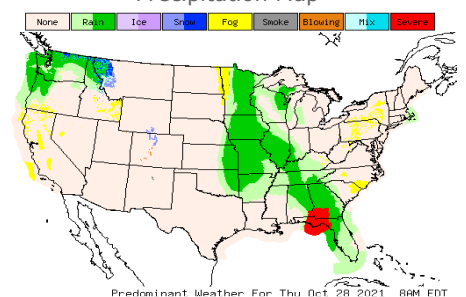
Weather Data

Temperature Map



City	HIGH °F	LOW °F
Calgary	46	33
Conway	54	38
Cushing	63	50
Denver	56	41
Houston	76	62
Mont Belvieu	72	61
Sarnia	57	46
Williston	53	40

Precipitation Map



This report has been prepared by PFL Petroleum Limited personnel for your information only and the views expressed are intended to provide market commentary and are not recommendations. This report is not an offer to sell or a solicitation of any offer to buy any security. The information contained herein has been compiled by PFL from sources believed to be reliable, but no representation or warranty, express or implied, is made by PFL Petroleum Limited, its affiliates or any other person as to its accuracy, completeness or correctness. Copyright 2017 PFL Petroleum Limited. All Rights Reserved