



MARKET DAILY

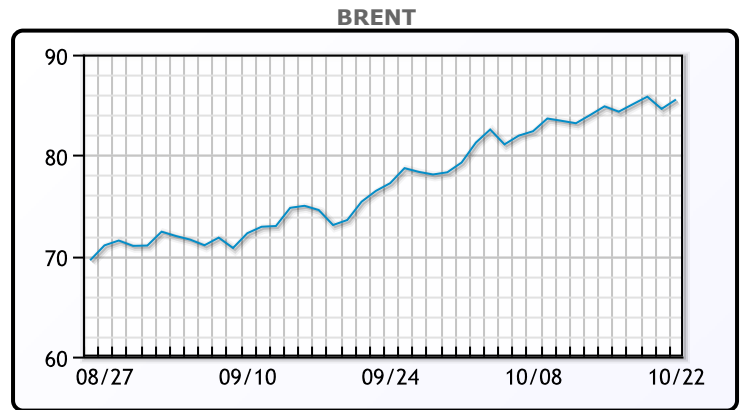
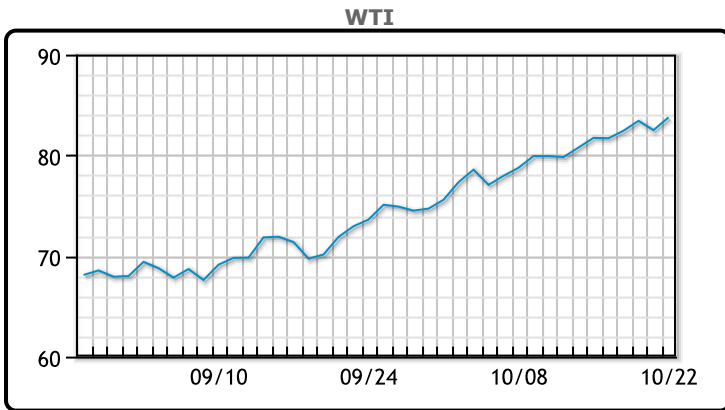
<https://www.pflpetroleum.com>
 1865 Veterans Park Dr. Suite 303
 Naples, Florida 34109
 Phone: 239-390-2885
 Fax: 239-949-0611
 Oct 25, 2021 8:53 PM

Major Energy Futures		
	Settle	Change
Brent	85.99	0.46
Gas Oil	732.25	-15.75
Natural Gas	5.28	-0.055
RBOB	248.21	-2.83
ULSD	253.89	-4.32
WTI	83.76	0

Market Commentary

Oil prices remained strong today along with nat gas, with WTI touching the highest level since 10/2014. Brent is now hovering around 3 year highs. Strengthening fuel demand abroad is continuing to keep prices supported, with both benchmarks climbing around 20% since the start of September. "The global energy supply crunch continues to show its teeth, as oil prices extend their upward march this week, a result of traders pricing in the ongoing rise in fuel demand – which amid limited supply response is depleting global stockpiles," said Louise Dickson, senior oil markets analyst at Rystad Energy. Gasoline and distillate demand is back at five year average levels and Goldman is saying prices could rise above their \$90/bbl forecast before year end. WTI traded flat for the day at \$83.76. Brent traded up \$.46 or .54% to settle at \$85.99.

Crude & Product Markets

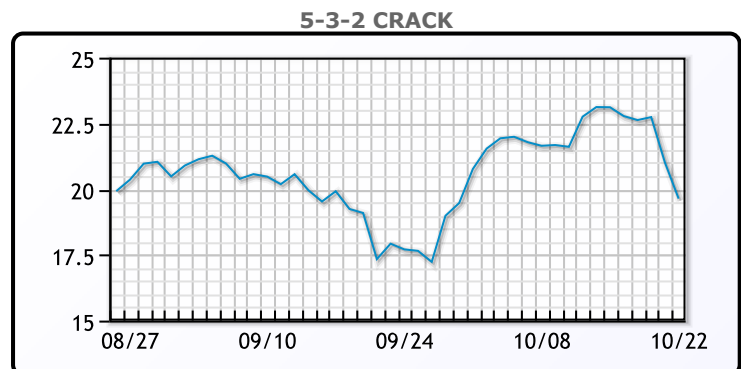
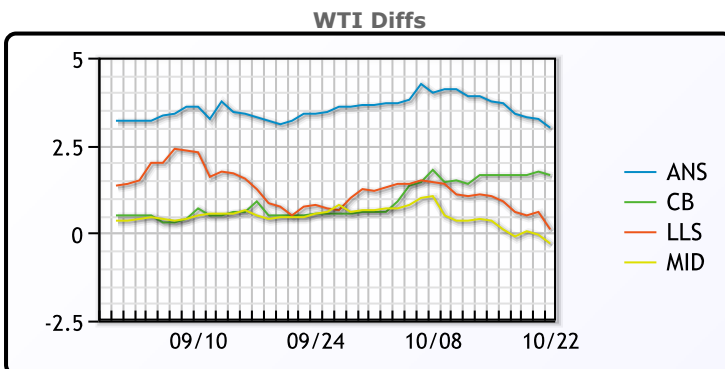


CRUDE

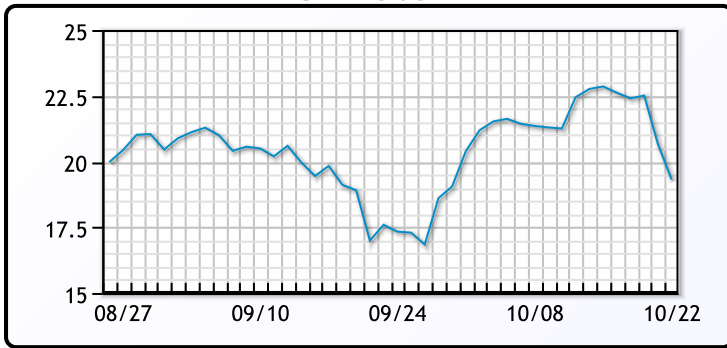
	Last	Week Ago	Month Ago
ANS	87.61	86.03	75.73
BLS	86.26	83.93	72.88
LLS	84.71	83.33	73.13
Mid	84.31	82.63	72.88
WTI	84.61	82.28	72.33

PRODUCTS

	Last	Week Ago	Month Ago
Gulf RBOB	242.09	241.39	206.64
Gulf ULSD	247.99	251.17	215.29
NYH RBOB	252.21	256.64	216.01
NYH ULSD	254.32	259	221.29
USGC 3%	73.38	75.38	66.13



3-2-1 Crack



Gulf 3-2-1 Crack



NGLs

MB

	Last	Week Ago	Month Ago
Butane	163.25	167.75	148.5
IsoButane	162	166.38	148
Natural Gasoline	194.5	194.75	172.25
Propane	140.75	148.13	133.38

CONWAY

	Last	Week Ago	Month Ago
Butane	169.5	173	149.75
IsoButane	168	170	151.5
Natural Gasoline	192	193	169
Propane	141.5	149.5	133.75

MB NON

	Last	Week Ago	Month Ago
Butane	161.25	166.25	149.5
IsoButane	162	166.38	148
Natural Gasoline	194.75	195.25	172.25
Propane	140.75	148.13	133.38

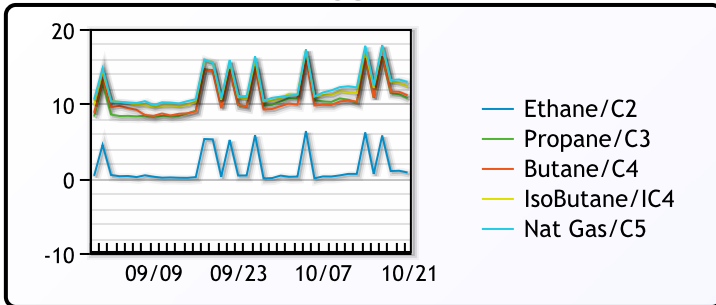
EDMONTON

	Last	Week Ago	Month Ago
Propane	128.5	136.5	123.75

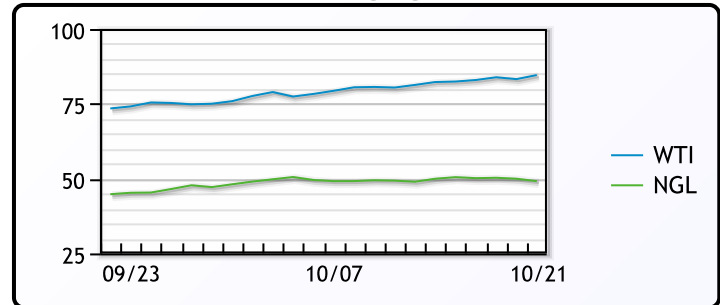
SARNIA

	Last	Week Ago	Month Ago
Propane	158	161.5	145.25

FRAC SPREAD



WTI vs NGL



FX

	Last	Change
CAD	1.2366	-0.0002
DXY	93.64201	-0.12799
Gold	1792.65	9.75

RATES

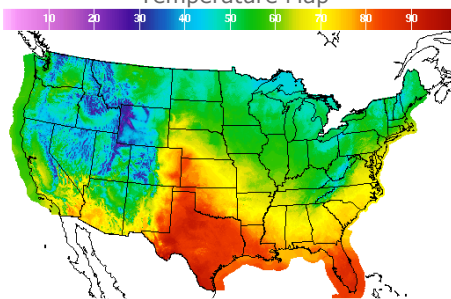
	Last	Change
US 2yr	0.4534	-0.0011
US 10yr	1.6324	-0.0687
CAN 10yr	1.651	-0.045

EQUITIES

	Last	Change
Nasdaq	15090.2	-125.5
TSX	1274.539	0.205
S&P 500	4544.9	-4.88

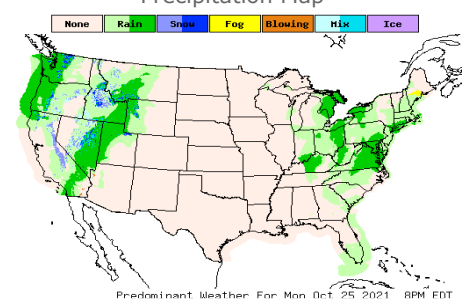
Weather Data

Temperature Map



City	HIGH °F	LOW °F
Calgary	54	37
Conway	48	32
Cushing	66	51
Denver	72	49
Houston	91	74
Mont Belvieu	85	73
Sarnia	49	46
Williston	52	37

Precipitation Map



This report has been prepared by PFL Petroleum Limited personnel for your information only and the views expressed are intended to provide market commentary and are not recommendations. This report is not an offer to sell or a solicitation of any offer to buy any security. The information contained herein has been compiled by PFL from sources believed to be reliable, but no representation or warranty, express or implied, is made by PFL Petroleum Limited, its affiliates or any other person as to its accuracy, completeness or correctness. Copyright 2017 PFL Petroleum Limited. All Rights Reserved