



MARKET DAILY

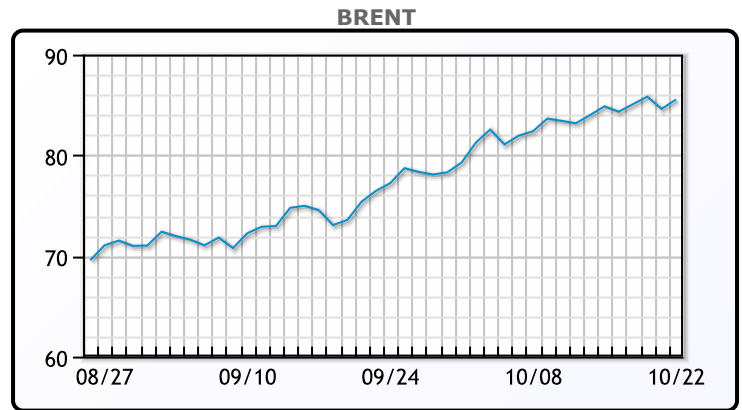
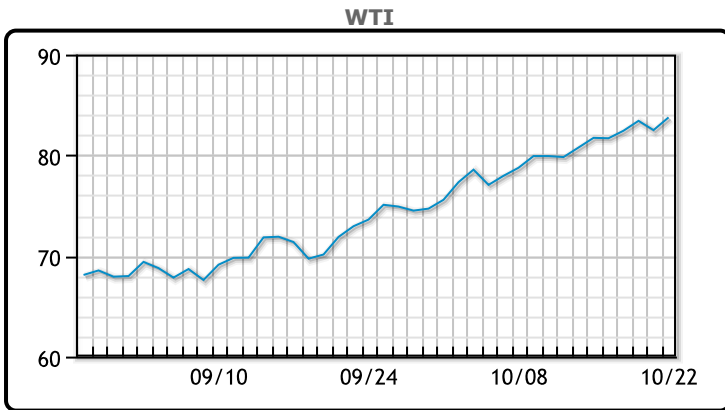
<https://www.pflpetroleum.com>
 1865 Veterans Park Dr. Suite 303
 Naples, Florida 34109
 Phone: 239-390-2885
 Fax: 239-949-0611
 Oct 22, 2021 10:16 PM

Major Energy Futures		
	Settle	Change
Brent	85.53	0.92
Gas Oil	732.25	-15.75
Natural Gas	5.28	-0.055
RBOB	248.21	-2.83
ULSD	253.89	-4.32
WTI	83.76	1.26

Market Commentary

Oil prices rose today, hovering near recent highs and closing up week over week. Gasoline demand remains strong, with the highest implied demand since 2007 despite higher prices at the pump. The market is still concerned about covid cases, with cases rising in China, Germany, and Russia and the German Chancellor Angela Merkel today saying the pandemic is not yet over. "Supply is still very, very tight, the market is just cautious about the possibility of an uptick in COVID cases in Russia, China and now Germany," said Phil Flynn, senior analyst at Price Futures Group in Chicago. Prices are also still getting support from worries about coal and gas shortages, especially in Europe and Asia. WTI rose \$1.26 or 1.5%, to settle at \$83.76. Brent crude rose \$.92 cents or 1.1% to settle at \$85.53.

Crude & Product Markets

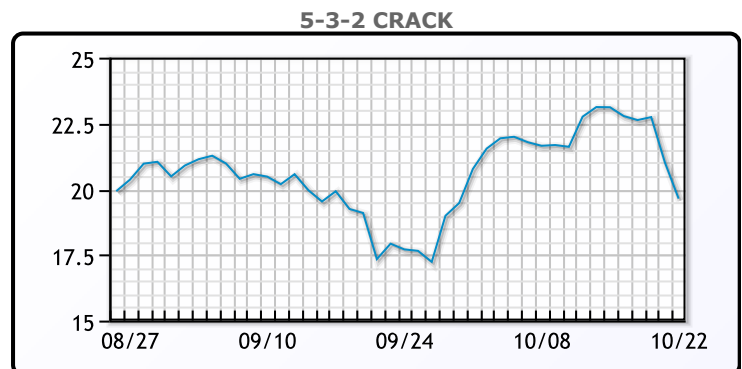
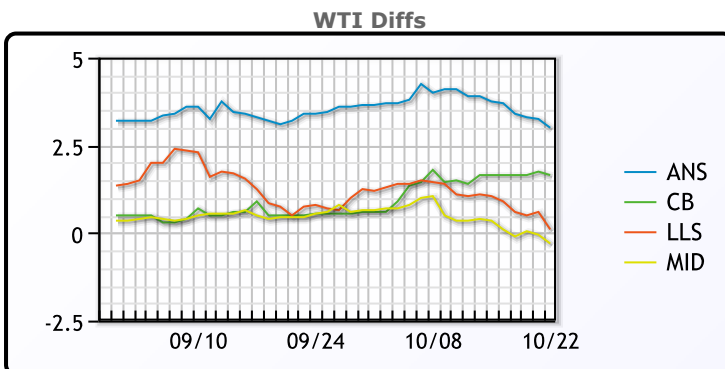


CRUDE

	Last	Week Ago	Month Ago
ANS	87.61	86.03	75.73
BLS	86.26	83.93	72.88
LLS	84.71	83.33	73.13
Mid	84.31	82.63	72.88
WTI	84.61	82.28	72.33

PRODUCTS

	Last	Week Ago	Month Ago
Gulf RBOB	242.09	241.39	206.64
Gulf ULSD	247.99	251.17	215.29
NYH RBOB	252.21	256.64	216.01
NYH ULSD	254.32	259	221.29
USGC 3%	73.38	75.38	66.13



3-2-1 Crack



Gulf 3-2-1 Crack



NGLs

MB

	Last	Week Ago	Month Ago
Butane	163.25	167.75	148.5
IsoButane	162	166.38	148
Natural Gasoline	194.5	194.75	172.25
Propane	140.75	148.13	133.38

CONWAY

	Last	Week Ago	Month Ago
Butane	169.5	173	149.75
IsoButane	168	170	151.5
Natural Gasoline	192	193	169
Propane	141.5	149.5	133.75

MB NON

	Last	Week Ago	Month Ago
Butane	161.25	166.25	149.5
IsoButane	162	166.38	148
Natural Gasoline	194.75	195.25	172.25
Propane	140.75	148.13	133.38

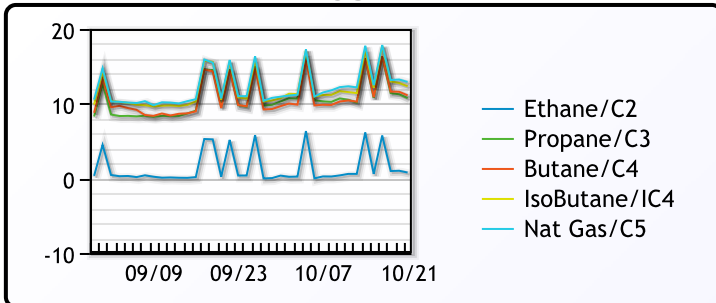
EDMONTON

	Last	Week Ago	Month Ago
Propane	128.5	136.5	123.75

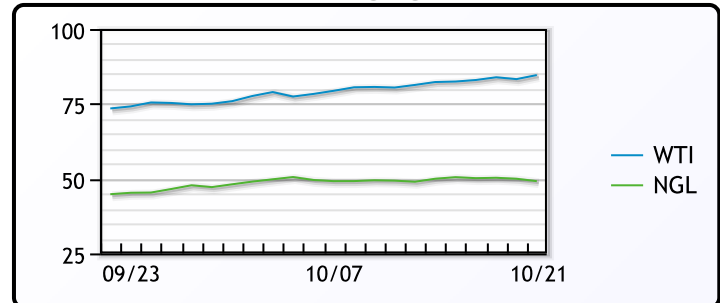
SARNIA

	Last	Week Ago	Month Ago
Propane	158	161.5	145.25

FRAC SPREAD



WTI vs NGL



FX

	Last	Change
CAD	1.2366	-0.0002
DXY	93.64201	-0.12799
Gold	1792.65	9.75

RATES

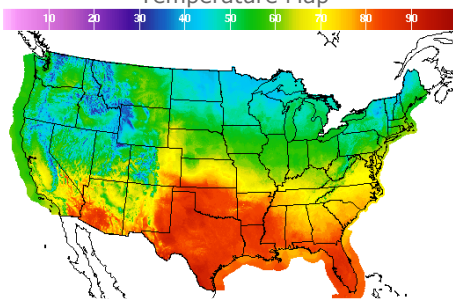
	Last	Change
US 2yr	0.4534	-0.0011
US 10yr	1.6324	-0.0687
CAN 10yr	1.651	-0.045

EQUITIES

	Last	Change
Nasdaq	15090.2	-125.5
TSX	1274.539	0.205
S&P 500	4544.9	-4.88

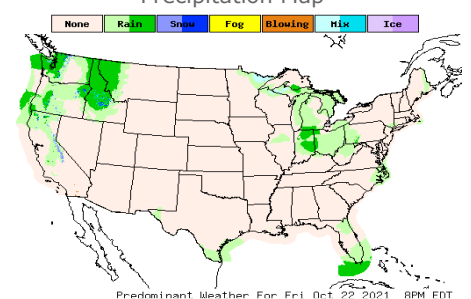
Weather Data

Temperature Map



City	HIGH °F	LOW °F
Calgary	62	36
Conway	42	29
Cushing	76	53
Denver	72	49
Houston	86	71
Mont Belvieu	82	69
Sarnia	50	41
Williston	51	35

Precipitation Map



This report has been prepared by PFL Petroleum Limited personnel for your information only and the views expressed are intended to provide market commentary and are not recommendations. This report is not an offer to sell or a solicitation of any offer to buy any security. The information contained herein has been compiled by PFL from sources believed to be reliable, but no representation or warranty, express or implied, is made by PFL Petroleum Limited, its affiliates or any other person as to its accuracy, completeness or correctness. Copyright 2017 PFL Petroleum Limited. All Rights Reserved