



MARKET DAILY

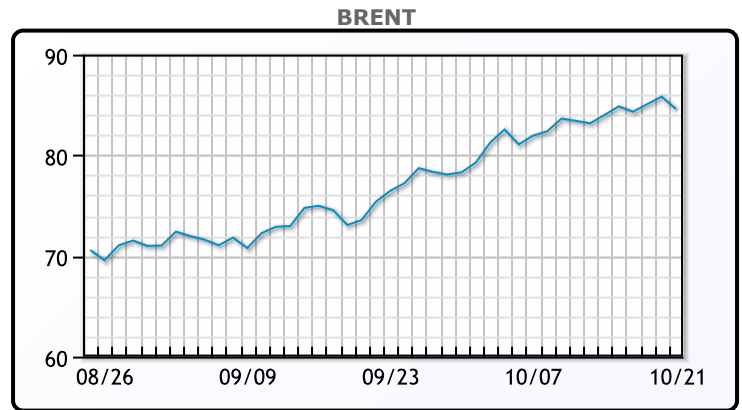
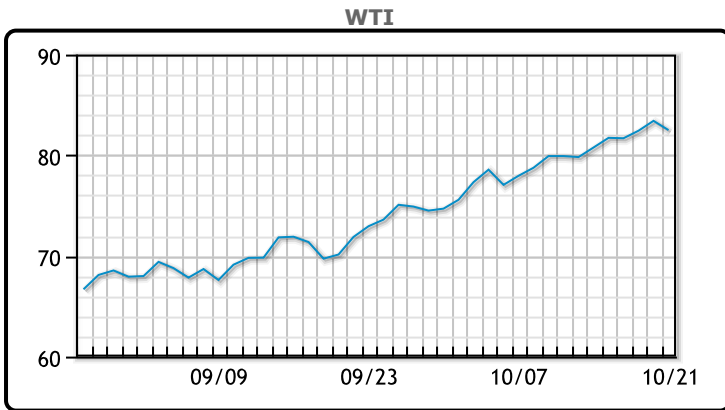
<https://www.pflpetroleum.com>
 1865 Veterans Park Dr. Suite 303
 Naples, Florida 34109
 Phone: 239-390-2885
 Fax: 239-949-0611
 Oct 21, 2021 7:20 PM

Major Energy Futures		
	Settle	Change
Brent	84.61	-1.21
Gas Oil	722.5	3.25
Natural Gas	5.115	-0.055
RBOB	248.01	-2.83
ULSD	254.91	-4.32
WTI	82.5	-0.92

Market Commentary

Oil prices fell today as forecasts for a warmer winter put the brakes on the recent rally in energy prices. According to NOAA, the winter weather in large parts of the US is expected to be warmer than average. "The report, indicating drier and warmer conditions across the southern and eastern U.S., is putting pressure on the complex," said Bob Yawger, director of energy futures at Mizuho. There was definitely some profit taking today after yesterday's price increase, which was driven by tighter crude and fuel inventories, notably Cushing inventories at a three year low. WTI traded down \$.92 or -1.10% to close at \$82.50. Brent traded down \$1.21 or -1.41% to close at \$84.61.

Crude & Product Markets

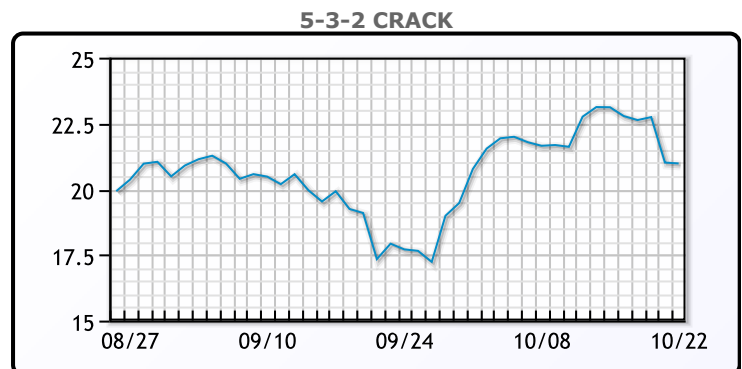
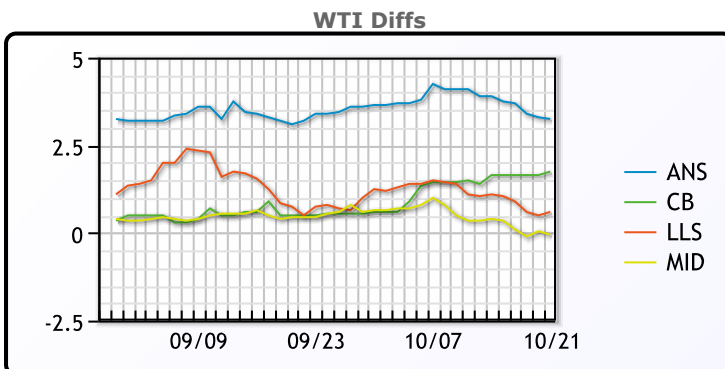


CRUDE

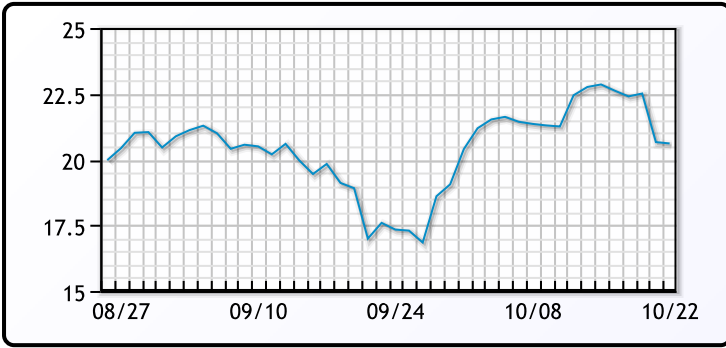
	Last	Week Ago	Month Ago
ANS	86.5	85.21	73.96
BLS	85	82.96	71.06
LLS	83.85	82.41	71.31
Mid	83.2	81.71	71.01
WTI	83.25	81.31	70.56

PRODUCTS

	Last	Week Ago	Month Ago
Gulf RBOB	240.76	237.55	204.52
Gulf ULSD	248.84	250.09	212.01
NYH RBOB	252.51	249.75	213.77
NYH ULSD	255.16	257.26	217.51
USGC 3%	72.63	74.63	64.13



3-2-1 Crack



Gulf 3-2-1 Crack



NGLs

MB

	Last	Week Ago	Month Ago
Butane	165	165.25	147.25
IsoButane	163.25	162	146
Natural Gasoline	193.75	193	169.75
Propane	143	145.88	132.75

CONWAY

	Last	Week Ago	Month Ago
Butane	170.5	166.25	147.5
IsoButane	169	165	149
Natural Gasoline	192	192	164.5
Propane	142.75	146.25	133

MB NON

	Last	Week Ago	Month Ago
Butane	163	163.75	147.25
IsoButane	163.25	162	146
Natural Gasoline	194	193.5	169.75
Propane	142.75	145.88	132.75

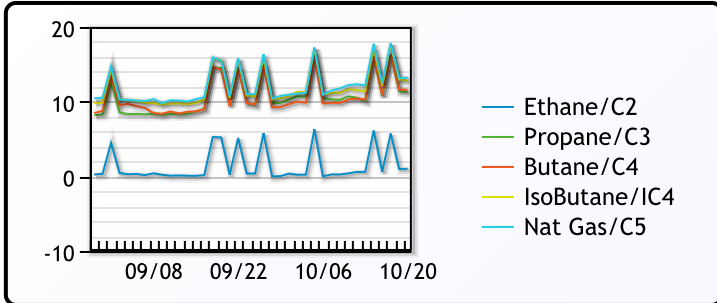
EDMONTON

	Last	Week Ago	Month Ago
Propane	129.75	133.25	119

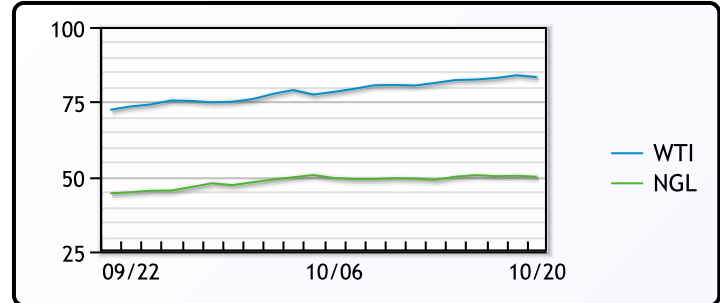
SARNIA

	Last	Week Ago	Month Ago
Propane	158	161.5	145.25

FRAC SPREAD



WTI vs NGL



FX

	Last	Change
CAD	1.2368	0
DXY	93.77	0.21199
Gold	1785.41	2.51

RATES

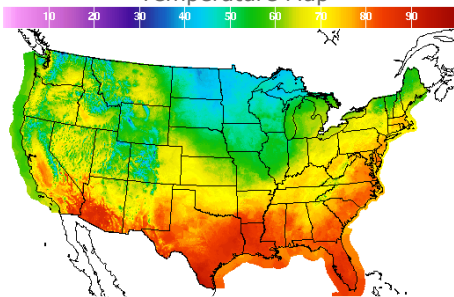
	Last	Change
US 2yr	0.4545	0.0691
US 10yr	1.7011	0.0444
CAN 10yr	1.696	0.054

EQUITIES

	Last	Change
Nasdaq	15215.7	94.02
TSX	1274.334	1.411
S&P 500	4549.78	13.59

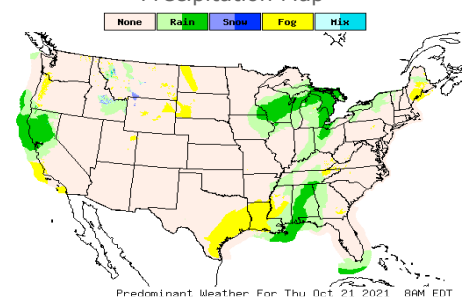
Weather Data

Temperature Map



City	HIGH °F	LOW °F
Calgary	59	38
Conway	41	29
Cushing	69	49
Denver	65	47
Houston	85	71
Mont Belvieu	83	70
Sarnia	63	52
Williston	48	30

Precipitation Map



This report has been prepared by PFL Petroleum Limited personnel for your information only and the views expressed are intended to provide market commentary and are not recommendations. This report is not an offer to sell or a solicitation of any offer to buy any security. The information contained herein has been compiled by PFL from sources believed to be reliable, but no representation or warranty, express or implied, is made by PFL Petroleum Limited, its affiliates or any other person as to its accuracy, completeness or correctness. Copyright 2017 PFL Petroleum Limited. All Rights Reserved