



# MARKET DAILY

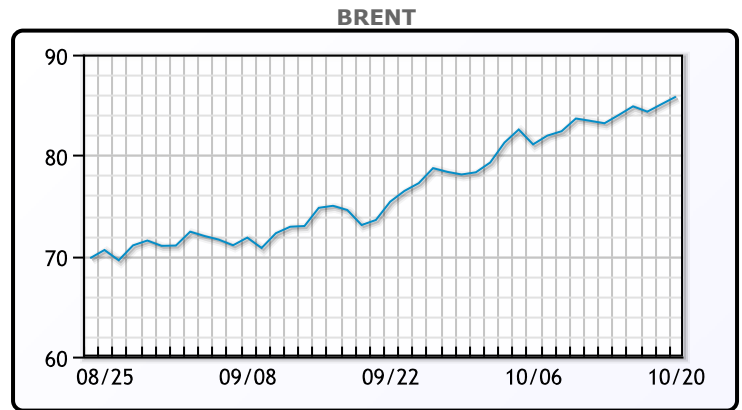
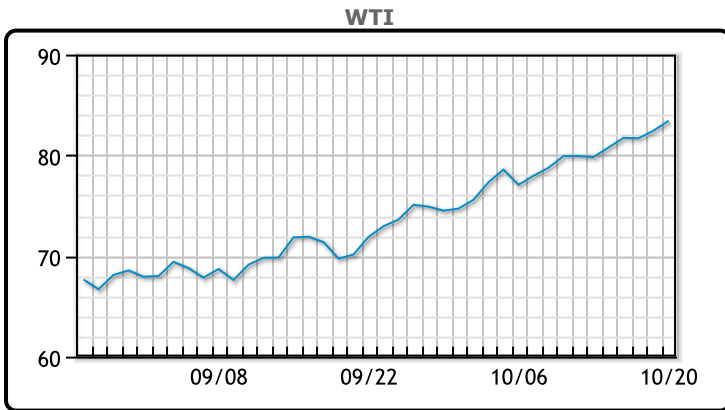
<https://www.pflpetroleum.com>  
 1865 Veterans Park Dr. Suite 303  
 Naples, Florida 34109  
 Phone: 239-390-2885  
 Fax: 239-949-0611  
 Oct 20, 2021 7:35 PM

Major Energy Futures		
	Settle	Change
Brent	85.82	0.75
Gas Oil	738.25	-3.5
Natural Gas	5.17	0.082
RBOB	250.84	3.29
ULSD	259.23	3.16
WTI	83.42	0.46

**Market Commentary**

Oil rallied today after US crude inventories hit their lowest level in three years and nationwide fuel stocks fell, an indicator of a rising demand. Brent closed higher, up 75 cents to settle at \$85.82. Meanwhile WTI saw gains of 46 cents to settle at \$83.42. Oil prices have become entangled in surging natural gas and coal prices throughout the world due to the anticipated switch to oil to provide electricity. Saudia Arabia's Minister of Energy stated users that are switching from gas to oil could account for an increase up to 600,000 barrels per day of crude demand depending on other factors such as the looming winter season and the prices of other sources of energy.

## Crude & Product Markets

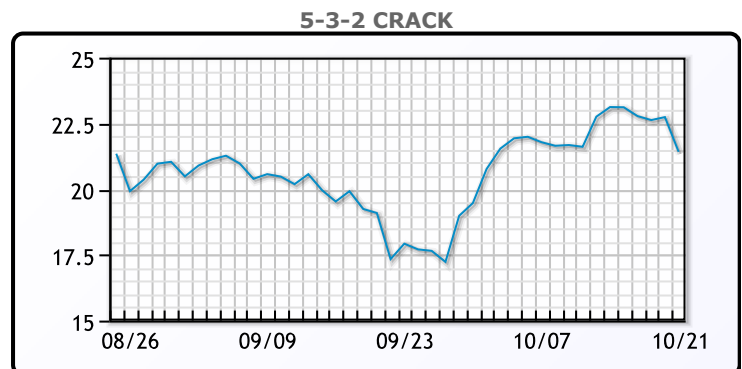
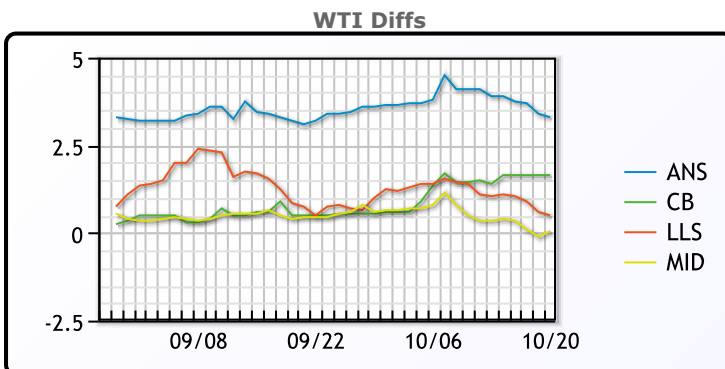


**CRUDE**

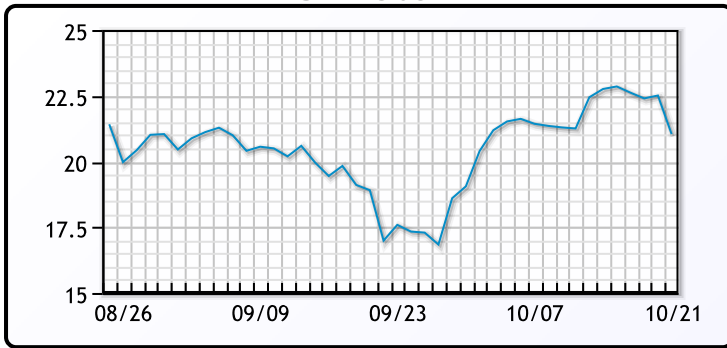
	Last	Week Ago	Month Ago
ANS	87.17	84.34	73.49
BLS	85.52	81.84	70.79
LLS	84.37	81.49	70.79
Mid	83.92	80.79	70.74
WTI	83.87	80.44	70.29

**PRODUCTS**

	Last	Week Ago	Month Ago
Gulf RBOB	243.24	235.55	206.02
Gulf ULSD	253.53	245.99	210.75
NYH RBOB	256.84	246.68	214.77
NYH ULSD	259.61	253.11	216.15
USGC 3%	73.88	73.38	63.63



**3-2-1 Crack**



**Gulf 3-2-1 Crack**



**NGLs**

**MB**

	Last	Week Ago	Month Ago
Butane	168.13	161.38	147.5
IsoButane	165.63	159.25	147.5
Natural Gasoline	195.5	191.25	168.5
Propane	146.13	142	132.38

**CONWAY**

	Last	Week Ago	Month Ago
Butane	174.25	163.25	146.75
IsoButane	172.5	163	149
Natural Gasoline	192.5	190	166
Propane	146.13	143	132.5

**MB NON**

	Last	Week Ago	Month Ago
Butane	166.13	159	147.5
IsoButane	165.63	159.25	147.5
Natural Gasoline	195.75	191.75	169
Propane	146.13	142.13	132.38

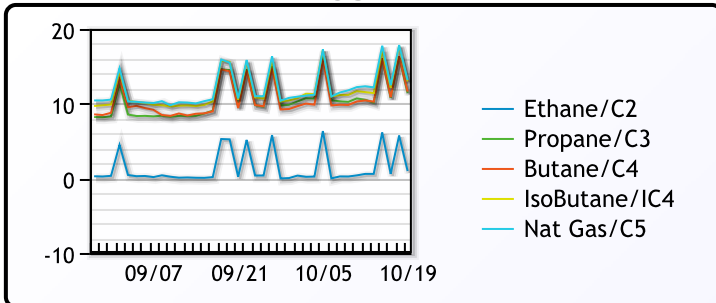
**EDMONTON**

	Last	Week Ago	Month Ago
Propane	132.13	130	119.5

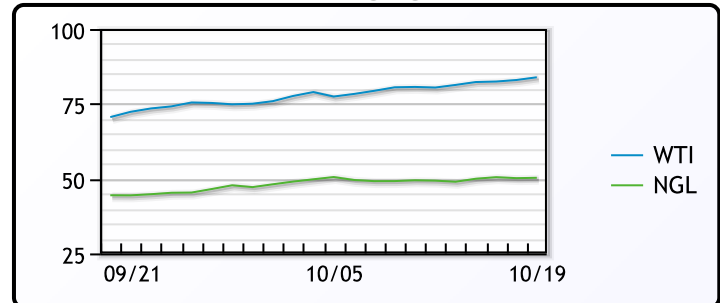
**SARNIA**

	Last	Week Ago	Month Ago
Propane	160.75	161.5	145.25

**FRAC SPREAD**



**WTI vs NGL**



**FX**

	Last	Change
CAD	1.2323	0.0002
DXY	93.55801	-0.17599
Gold	1782.38	0.3

**RATES**

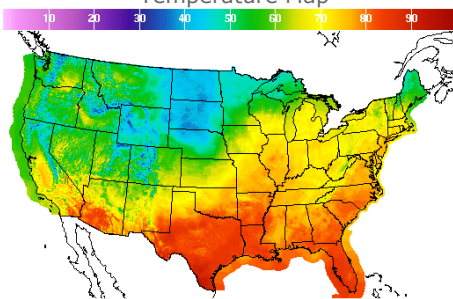
	Last	Change
US 2yr	0.3854	-0.0099
US 10yr	1.6567	0.0195
CAN 10yr	1.642	0.014

**EQUITIES**

	Last	Change
Nasdaq	15121.68	-7.41
TSX	1272.923	6.613
S&P 500	4536.19	16.56

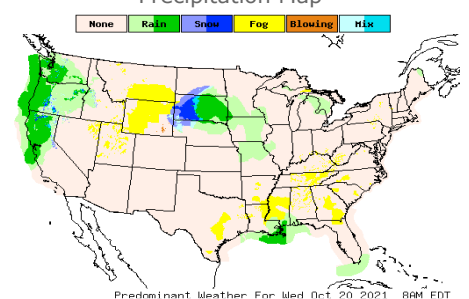
**Weather Data**

**Temperature Map**



City	HIGH °F	LOW °F
Calgary	51	31
Conway	42	32
Cushing	73	60
Denver	59	40
Houston	85	69
Mont Belvieu	82	67
Sarnia	67	51
Williston	43	30

**Precipitation Map**



This report has been prepared by PFL Petroleum Limited personnel for your information only and the views expressed are intended to provide market commentary and are not recommendations. This report is not an offer to sell or a solicitation of any offer to buy any security. The information contained herein has been compiled by PFL from sources believed to be reliable, but no representation or warranty, express or implied, is made by PFL Petroleum Limited, its affiliates or any other person as to its accuracy, completeness or correctness. Copyright 2017 PFL Petroleum Limited. All Rights Reserved