



MARKET DAILY

<https://www.pflpetroleum.com>
 1865 Veterans Park Dr. Suite 303
 Naples, Florida 34109
 Phone: 239-390-2885
 Fax: 239-949-0611
 Oct 19, 2021 7:28 PM

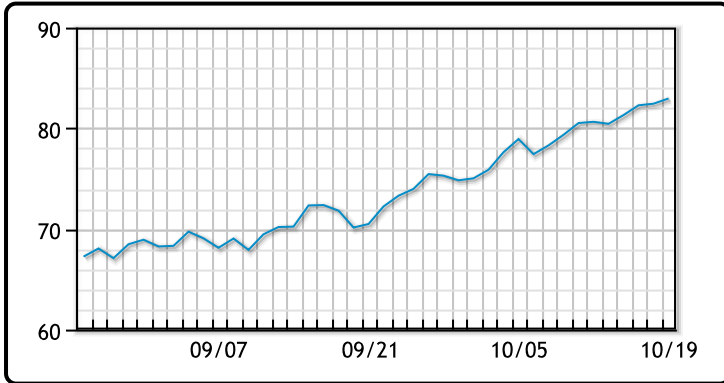
Major Energy Futures		
	Settle	Change
Brent	85.08	-0.53
Gas Oil	735	-8.25
Natural Gas	5.088	0.099
RBOB	247.55	-1.11
ULSD	256.07	1.15
WTI	82.96	0.16

Market Commentary

Brent crude settled lower 53 cents to close at \$85.08 while WTI closed higher, up 16 cents to settle at \$82.96. "Supply-demand balances show that the market is experiencing a supply deficit, which is spurring deep inventory draws and driving prices upwards," said Louise Dickson, senior oil markets analyst at Rystad Energy. "This market tightness is expected to extend into most of 2022, and crude oil demand will only catch up with crude supply by the fourth quarter of next year."

Crude & Product Markets

WTI



BRENT



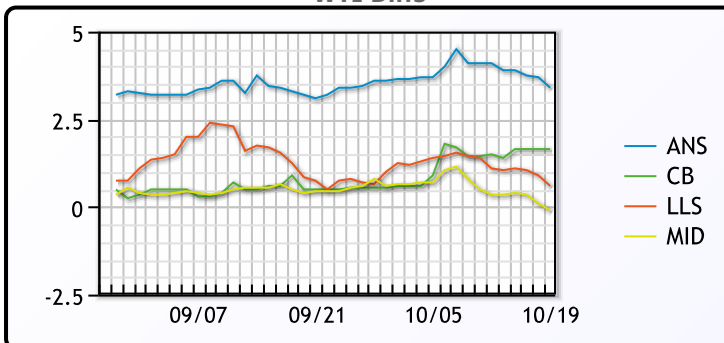
CRUDE

	Last	Week Ago	Month Ago
ANS	86.36	84.74	75.07
BLS	84.61	82.14	72.47
LLS	83.56	81.74	72.72
Mid	82.86	80.99	72.42
WTI	82.96	80.64	71.97

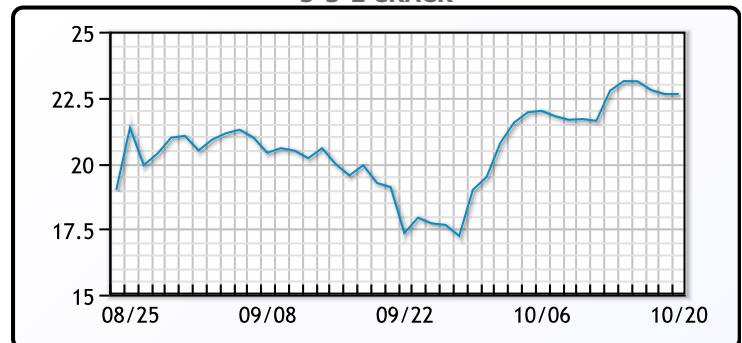
PRODUCTS

	Last	Week Ago	Month Ago
Gulf RBOB	239.55	232.41	212.5
Gulf ULSD	250.37	244.95	215.91
NYH RBOB	254.55	244.79	222.13
NYH ULSD	256.32	253.18	221.16
USGC 3%	74.13	74.63	64.38

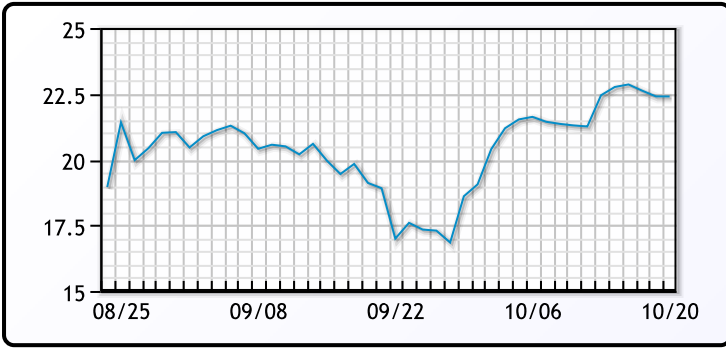
WTI Diffs



5-3-2 CRACK



3-2-1 Crack



Gulf 3-2-1 Crack



NGLs

MB

	Last	Week Ago	Month Ago
Butane	168.75	162.25	150
IsoButane	168	159.75	149
Natural Gasoline	195.25	192	173
Propane	148	144.75	133.25

CONWAY

	Last	Week Ago	Month Ago
Butane	174.75	165.5	146
IsoButane	174	164	154
Natural Gasoline	192.38	189	170
Propane	148.5	144.75	133.25

MB NON

	Last	Week Ago	Month Ago
Butane	166.75	159.75	149.25
IsoButane	168	159.75	149
Natural Gasoline	195.5	192.25	173.5
Propane	148	145	133.5

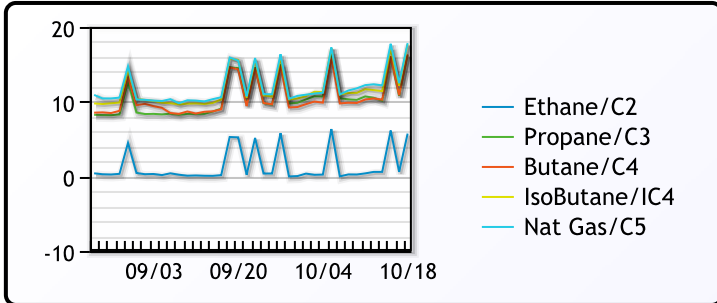
EDMONTON

	Last	Week Ago	Month Ago
Propane	135.5	134.75	119.75

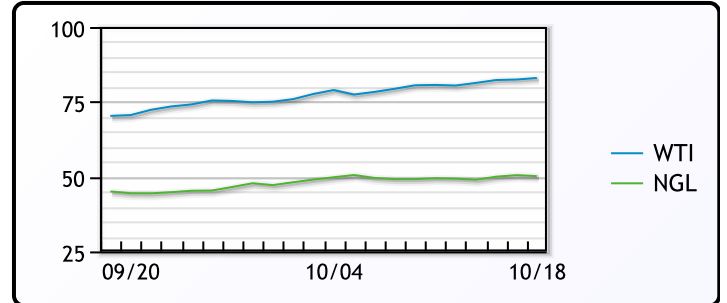
SARNIA

	Last	Week Ago	Month Ago
Propane	161.5	161.5	145.25

FRAC SPREAD



WTI vs NGL



FX

	Last	Change
CAD	1.2363	0
DXY	93.734	-0.219
Gold	1768.6	-0.69

RATES

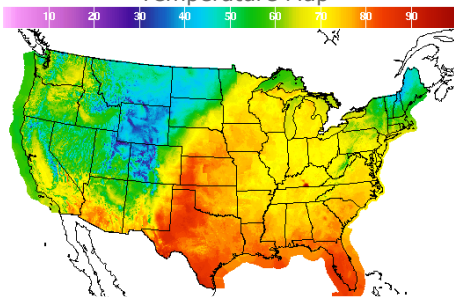
	Last	Change
US 2yr	0.3953	-0.0301
US 10yr	1.6372	0.037
CAN 10yr	1.628	0.04

EQUITIES

	Last	Change
Nasdaq	15129.09	107.28
TSX	1266.31	5
S&P 500	4519.63	33.17

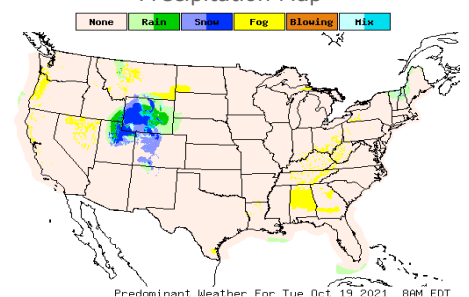
Weather Data

Temperature Map



City	HIGH °F	LOW °F
Calgary	49	36
Conway	55	39
Cushing	76	57
Denver	59	44
Houston	80	63
Mont Belvieu	78	59
Sarnia	68	48
Williston	50	39

Precipitation Map



This report has been prepared by PFL Petroleum Limited personnel for your information only and the views expressed are intended to provide market commentary and are not recommendations. This report is not an offer to sell or a solicitation of any offer to buy any security. The information contained herein has been compiled by PFL from sources believed to be reliable, but no representation or warranty, express or implied, is made by PFL Petroleum Limited, its affiliates or any other person as to its accuracy, completeness or correctness. Copyright 2017 PFL Petroleum Limited. All Rights Reserved